

**DEPARTMENT OF DEFENSE
BASE STRUCTURE REPORT**

(A Summary of DoD's Real Property Inventory)



FISCAL YEAR 2004 BASELINE

**OFFICE OF THE DEPUTY UNDER SECRETARY OF DEFENSE
(INSTALLATIONS & ENVIRONMENT)**

**Department of Defense
Base Structure Report (BSR)**

I.	INTRODUCTION	DoD-2
II.	PORTFOLIO SUMMARY	DoD-2
III.	CONTENT AND ORGANIZATION	DoD-6
IV.	DATA SOURCES AND DEFINITIONS.....	DoD-7
V.	SUMMARY OF CHANGES	DoD-9
VI.	CONCLUSION	DoD-9
VII.	INSTALLATION SUMMARIES	DoD-11
VIII.	TOTAL DOD INVENTORY	DoD-22
IX.	INDIVIDUAL SERVICE INVENTORIES.....	DoD-83
	1. ARMY	ARMY-1
	2. NAVY	NAVY-1
	3. AIR FORCE	AIR FORCE-1
	4. MARINE CORPS	USMC-1
	5. WASHINGTON HEADQUARTERS SERVICE	WHS-1
X.	STATE OWNED INVENTORY	STATE-1

Department of Defense Base Structure Report (BSR)

I. INTRODUCTION

Since the 1999 edition, the Department of Defense has used its consolidated real property inventory (the Facilities Analysis Database) as the basis for the annual publication of the Base Structure Report. This report contains a comprehensive listing of installations and sites owned and used by the Department. It summarizes the current facilities inventory and provides other basic information, such as information concerning the site locations, names of the nearest city, and, where available, includes personnel authorizations.

The Department's physical plant is large by any standard, consisting of more than 586,000 real property records (buildings, structures and utilities) located at more than 5,500 locations, on more than 29 million acres. Sites range in size from small, unoccupied locations supporting a single navigational aid on less than one-half acre, to the Navy's complex of installations at Norfolk, Virginia with more than 78,000 employees, and to the Air Force's Nellis Air Force Range in Nevada, that includes over 3.0 million acres. Capturing this vast set of assets in a single, manageable document requires some summarization and, as in previous Base Structure Reports, the focus of this report is on the number of sites and their location, owned and leased buildings, square footage, and acreage.

II. PORTFOLIO SUMMARY

The Department of Defense owns or has use of large amounts of real property in the United States and throughout the world. Over 83% of the 5,543 DoD sites are located in the United States or U.S. Territories. The majority of the foreign sites are located in Germany (306 sites), Japan (158 sites) and South Korea (105 sites). The remaining sites are dispersed among 43 other foreign countries.

The real property portfolio managed and reported by the Department is classified as buildings, structures, utilities, or land. If the land records were excluded, then 57% of all DoD's real property records are categorized as buildings, roughly 30% are reported as structures, and the remaining 13% are classified as utilities. Records for structures consist of carport, covered outdoor storage areas, tent pads, etc., for example. Utility records consist of pavements, pipelines, electrical cabling, etc. Of the total reported DoD inventory, 89% of the real property records show facilities that are owned by the Military Departments with less than 6% being leased facilities. The remaining facilities are primarily foreign owned (2.6%) and privately owned (2.3%), but are reported because they are being used or permitted to the Department for use. The reported plant replacement value, which is the cost to replace these facilities using today's construction costs and standards, of DoD's inventory is approximately \$646 billion - \$406 billion for buildings, \$159 billion for structures, and \$81 billion for utilities. Over 81% of the DoD portfolio's plant replacement value (PRV) is located in the United States or its territories. Of the 29 million acres of land used by the Department of Defense, 82% of the department's land is owned and 98% of the acreage (owned or leased) is located in the United States or U.S. Territories.

Department of Defense Base Structure Report (BSR)

The table below summarizes owned and leased real property to include acreage, number of buildings and square feet, which make up the DoD portfolio for the fiscal year 2004 baseline, as of September 30, 2003.

Real Property Location	Number Buildings Owned	Buildings Owned SqFt	Number Buildings Leased	Buildings Leased SqFt	Total Acres	Acres Owned	Total PRV (\$M)
United States	254,513	1,858,157,792	8,193	48,369,150	28,389,706	27,404,619	510,318
U.S. Territories	6,563	27,982,268	18	457,156	100,861	82,302	16,037
Foreign	30,172	143,367,095	15,930	155,826,307	709,095	876	120,454
Grand Total	291,248	2,029,507,155	24,141	204,652,613	29,199,662	27,487,798	646,809

Table 1: Overview of Federally DoD Real Property holdings.

DoD sites are located at all 50 States, 9 of the U.S. Territories, and 46 foreign locations. Figure 1 summarizes locations of DoD sites by Service and Agency.

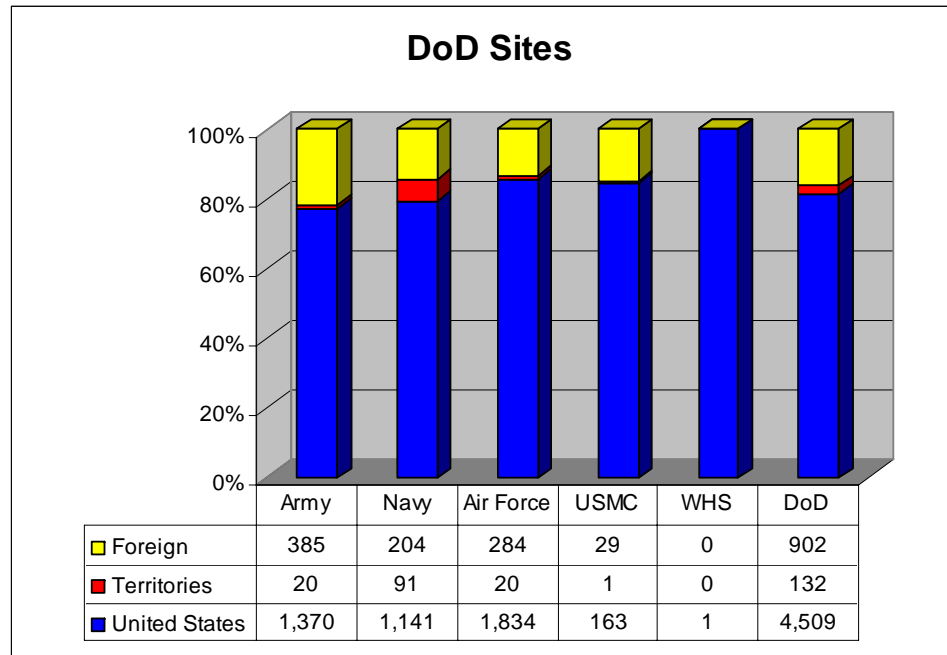


Figure 1: Location of DoD Sites by Service/Agency.

Department of Defense Base Structure Report (BSR)

Building Profile

DoD owns and leases a reported 315,389 buildings throughout the world, valued at over \$405 billion and comprising over 2.2 billion square feet of building area. The Department implemented a facility classification system that groups facilities with similar functions and units of measures into Facility Classes. Those Facility Classes driving the largest PRV costs are Maintenance and Production, Supply, and Troop Housing and Mess Facilities.

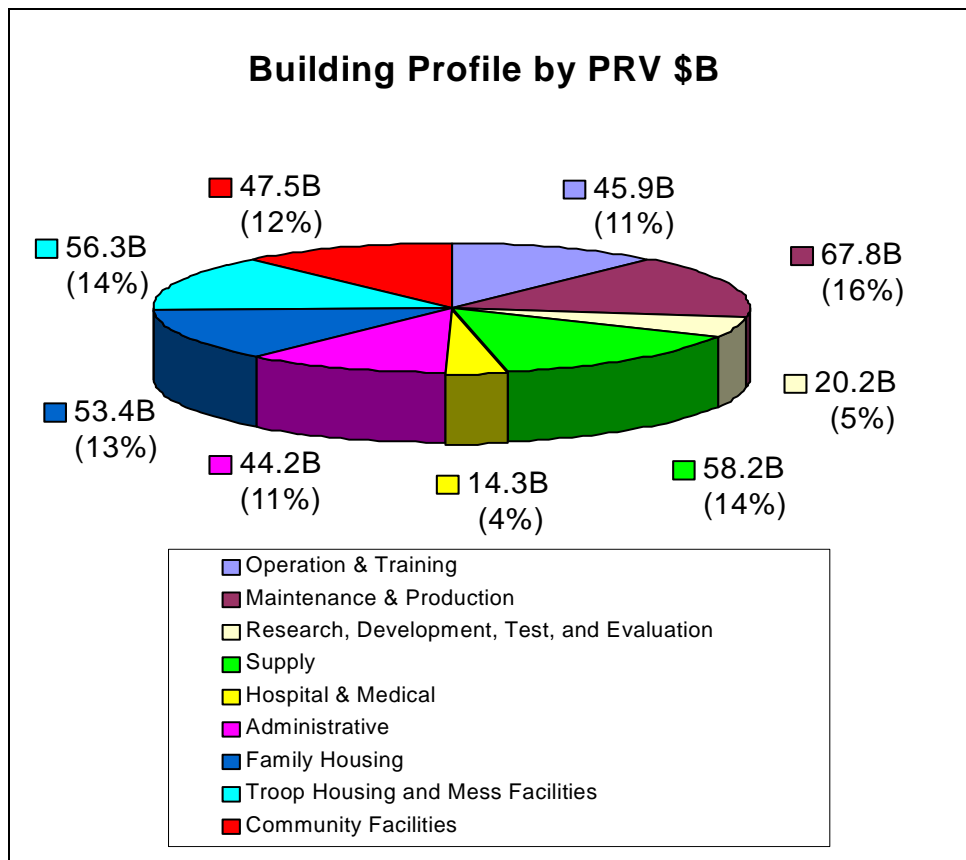


Figure 2: Building Profile by PRV \$B.

Department of Defense Base Structure Report (BSR)

Land Profile

DoD manages a reported 29.2 million acres of land worldwide. More than 98% of that land is located in the United States or U.S. Territories. The majority of land controlled by the Department (82%) is government owned or acquired through withdrawal from the public. Not surprisingly, the Army controls the largest percentage of the Department's land - 53%. The Air Force manages the next largest portion of the total acreage at 34%. Washington Headquarters Service, which reports the Pentagon Reservation, owns 442 acres.

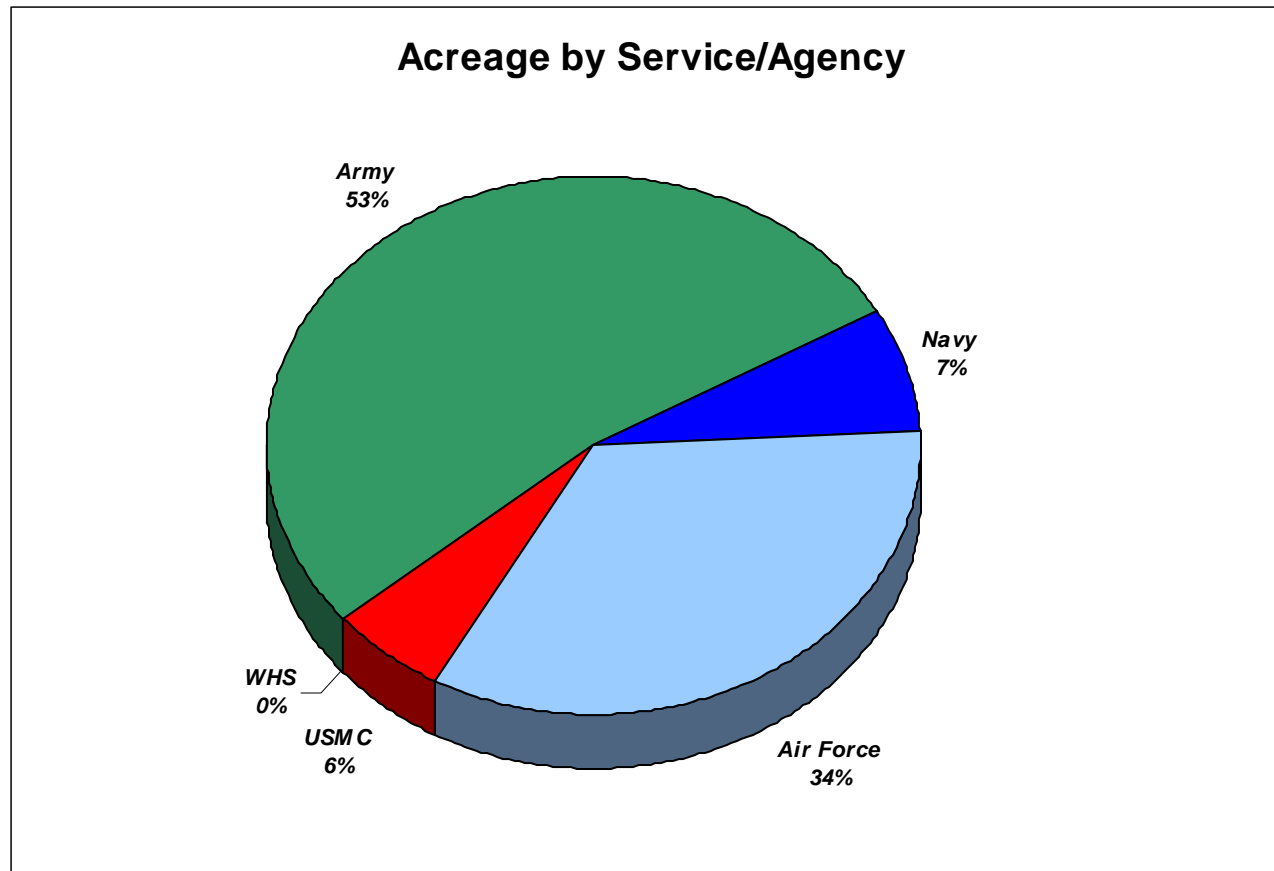


Figure 3: Acreage by Service/Agency.

Department of Defense Base Structure Report (BSR)

III. CONTENT AND ORGANIZATION

It is important to note the following parameters for the content of this report:

- **Timeliness.** While the base structure is changing continuously, the BSR is a “snapshot” of the DoD’s physical plant, as reported on September 30, 2003. The bases listed may be in various stages of activity, including unused or awaiting disposal. Due to the legalities involved in transferring deeded property, individual Service inventories may include a property record long after the decision has been made to transfer that asset to another organization. Likewise, ongoing additions to the base structure, including in-transfers, are often not officially recorded until well after the actual decision has been finalized.

- **Mode of View.** For the purpose of this report, each entry is defined as a site at a specific location with a name and real property assets (see definition of a “site” in the next section). As an exception, Air Force strategic missile sites were rolled up to the appropriate one of seven parent installations. In the case of F. E. Warren AFB, those missile sites located in Nebraska and Colorado were counted as part of the parent installation total for the state of Wyoming. Additionally, separate Navy/Marine Corps Special Areas are now broken out separately and may or may not be in the same geographical area.

- **Display Criteria.** For practicality of use, this report includes specific information on sites meeting predetermined size and value criteria (except for the Army National Guard State Installations in Section XI). If located in the United States, the site must be larger than 10 acres **AND** have a Plant Replacement Value (PRV) greater than \$10 million to be listed. If the site is located in a foreign country, a site must be larger than 10 acres **OR** have a Plant Replacement Value (PRV) greater than \$10 million to be listed. To preserve comprehensiveness of the report, sites that do not meet these criteria are aggregated as an “Other” location within each state or country. For the Army National Guard State Installations, the criteria is slightly reduced to show approximately the same percentage of the total number of sites as shown in the rest of the report. State sites are shown if the site is larger than 5 acres **AND** has a Plant Replacement Value (PRV) greater than \$5 million. State sites not meeting this criteria are aggregated as “Other” for each state.

- **Personnel Data.** Personnel data at the level of detail shown in this report was not readily available from a single source, so data was collected from multiple sources including the individual Services personnel databases. Since personnel totals reflected in this report are shown as they relate to individual sites or locations and attempt to show all personnel regardless of Service affiliation, totals should not be confused and viewed as representing only individual Service total strength and may not reflect the actual population at a particular site. Detailed personnel questions should be addressed to the appropriate Service manpower or personnel offices.

The report is organized by State/Country and presented first as overall DoD, then by each Military Service. Each record includes the site name, the component (Active, Guard, or Reserves), the name of the nearest city, zip code, primary phone number (where possible), the number of buildings owned and leased, total acres owned by the Services and the total acres used, the PRV (in \$ millions) and the authorized number of military, civilian, and other personnel (when available). The PRV represents the reported cost of replacing the facility and its supporting infrastructure using today's construction cost (labor and material) and standards

Department of Defense Base Structure Report (BSR)

(methodologies and codes). Other personnel include any non-appropriated employees, government contractors (if identified) or foreign nationals performing work at the site.

IV. DATA SOURCES AND DEFINITIONS

The facilities data included in this report is extracted directly from the native Services' real property inventories; i.e., Army - HQ Army Integrated Facilities System (IFS), Navy and Marine Corps – Navy Facilities Assets Database (NFADB), and the Air Force's Real Property Asset (RPA) database. Washington Headquarters Service provided their real property inventory. This report does not attempt to replicate all the details included the source databases. Instead, this report provides a summary view of the Department's installations using common elements that should answer most questions. An explanation of criteria used for each column in the BSR is shown below:

- **SITE:** Indicates the installation or site name as used in the Services' databases. This is based on the Services' Installation Number (Army and Air Force), Unit Identification Code/Special Area Code (Navy and Marine Corps), or Site Code (Washington Headquarters Service).
- **COMPONENT:** Designates the primary component for the owner/reporter of a site or installation, either Active, Guard, or Reserve. For the Navy, this column is also used to designate those sites in caretaker status pending some type of further action. This action may be a pending closure or realignment, or the site could remain in caretaker status.
- **NAME NEAREST CITY:** Identifies the name of the nearest city of reasonable size as reported by the Services.
- **ZIP CODE:** Identifies primary ZIP Code (postal delivery area code) associated with the site or installation. Many large installations may have several ZIP codes; however, only one ZIP code is shown in this report.
- **PHONE NUMBER:** Identifies a local phone number when available. In some cases, a central locator number was used or, for others, the Public Affairs office number was listed.

Important Note on Buildings Information: Buildings and acreage are classified according to the DoD Real Property Classification System (RPCS) Facility Type in lieu of the Services' classification. Square footage amounts are normalized by applying RPCS size limits to each facility according to its RPCS classification. Building sizes exceeding the size limit are reset to the median size based on its facility classification, unless the reported data has been validated by the Service. State Owned building/square footage is applicable to Army National Guard State Installations only.

- **BLDGS OWNED:** Represents the number of buildings owned by the Service at the particular site or installation. It does not include licensed or permitted facilities, State-owned National Guard facilities, or facilities provided by other nations at foreign locations.

Department of Defense Base Structure Report (BSR)

- **BLDGS OWNED SQFT:** Reflects the normalized RPCS building square footage for the buildings identified as owned.
 - **BLDGS STATE OWNED:** Represents the number of buildings that are owned by the State in which the particular site or installation is located.
 - **BLDGS STATE OWNED SQFT:** Reflects the normalized RPCS building square footage for the buildings identified as State.
 - **BLDGS LEASED:** Identifies the number of buildings leased by the Services.
 - **BLDGS LEASED SQFT:** Reflects the normalized RPCS building square footage for the buildings identified as leased in the Services' databases.
 - **TOTAL ACRES:** Identifies the total number of acres owned, used by, or leased to the DoD. It includes public land, state land, land owned by other federal agencies, and acreage of foreign soil used by DoD sites.
 - **PRV (\$M):** Total Plant Replacement Value (PRV) for all facilities (buildings, structures, and utilities) included in the Services RPI databases. This reported value is the cost to replace the current physical plant (facilities and supporting infrastructure) using today's construction costs (labor and materials) and standards (methodologies and codes). The PRV represents the Service-calculated value adjusted for facilities that exceeded the RPCS size limit. The PRV is reduced by the proportional reduction of the facility size.
- Important Note on Personnel Data:** Each Service does not maintain their personnel data to relate directly to their Real Property Information. Every effort was made to match the personnel strengths to the appropriate site. The population outlined in the report may not reflect the actual population of the site. Detailed personnel questions should be addressed to the appropriate Service manpower or personnel offices. This information is provided only to project a level of magnitude when comparing sites.
- **MIL:** Identifies all known military personnel authorized for the site or installation. Includes Active Duty, Guard, and Reserve personnel, regardless of Service affiliation.
 - **CIV:** Identifies all known DoD civilian personnel authorized for the site or installation, regardless of Service affiliation. Note: civilian numbers for the Navy represent assigned personnel not authorized.
 - **OTHER:** Identifies all known other civilian personnel authorized for the site or installation, including personnel paid from Non-appropriated Funds (NAF), Foreign Nationals (direct hire) at foreign locations, and, if available, any full-time contractor personnel, regardless of Service affiliation.
 - **TOTAL:** Sum of MIL, CIV, and OTHER personnel columns.

Department of Defense Base Structure Report (BSR)

V. SUMMARY OF CHANGES MADE IN THIS YEAR'S REPORT FORMAT.

- This year the DoD Real Property Classification System (RPCS) business rules were applied to the Services' Real Property Inventory (RPI) data to facilitate cross-Service analysis. In previous years' reports, facilities were classified according to the Services business rules (e.g., facility type, facility size, Plant Replacement Value). Facilities classified under the RPCS resulted in a mix of facility types (buildings, structures, utility, land) based on the individual Services' business rules. Applying the DoD RPCS Facility Type classification permitted all like Service facilities being classified the same. Additionally, size limits were applied to the facilities to identify and normalize anomalous data. If a facility was over the prescribed DoD limit for the facility type, the size was set to the median size for the facility type unless the reported size was certified as valid by the Services. Since the Plant Replacement Value (PRV) is directly proportional to the size (unit of measure of the facility), PRVs were also proportional adjusted.
- Included for the first time is information from the Washington Headquarters Service (WHS) outlining the Pentagon Reservation. WHS supports DoD's mission in the National Capital Region.
- A section summarizing DoD's real property inventory portfolio was added.
- A new section outlining the State Owned installations and facilities in the Army National Guard was added. As the criteria for listing in this report, a State site must have a Plant Replacement Value (PRV) greater than \$5 million **AND** the site must be larger than 5 acres. State sites not meeting this criteria are aggregated as "Other" for each state.
- Navy/Marine Corps Special Areas, previous counted with their sponsoring activity, are now broken out to permit visibility of areas that were geographically separate from the sponsoring activity, resulting in an increase in the number of Navy/Marine Corps sites being reported.
- Leased buildings include permits and licenses resulting in increased building counts and square footage from last year's report.

VI. CONCLUSION

The Base Structure Report presents the framework upon which America's military readiness is built. A major pillar of our Defense Installations Strategic Plan is to develop and field the "Right Tools and Metrics" for understanding and managing the vast Department of Defense base structure. This document, which provides the ability to view the basic elements of our installations and facilities quickly and concisely, is a valuable tool.

For any questions concerning this report, please send an email message to: BSR@osd.mil. An electronic copy of the BSR is available at <http://www.defenselink.mil/pubs> under reports.

**Department of Defense
Base Structure Report (BSR)**

THIS PAGE INTENTIONALLY LEFT BLANK

VII. INSTALLATION SIZE SUMMARIES

Installation Size By Locations - FY 2004 Baseline Data

Location	No. of Large Installations	No. of Medium Installations	No. of Small Installations/Locations	Total Locations
United States	93	99	3,535	3,727
US Territories	2	3	110	115
Foreign	15	19	826	860
Total	110	121	4,471	4,702

Location	Service	No. of Large Installations	No. of Medium Installations	No. of Small Installations/Locations	Total Locations
United States	Army	41	31	1,226	1,298
	Navy	14	31	947	992
	Air Force	31	29	1,229	1,289
	USMC	6	8	133	147
	WHS	1	0	0	1
	United States Total		93	99	3,535
US Territories	Army	0	0	20	20
	Navy	1	2	71	74
	Air Force	1	1	18	20
	USMC	0	0	1	1
	US Territories Total		2	3	110
Foreign	Army	1	8	364	373
	Navy	5	2	188	195
	Air Force	7	7	255	269
	USMC	2	2	19	23
	Foreign Total		15	19	826
Grand Total		110	121	4,471	4,702

Large Installation = Total PRV greater than or equal to \$1.553B

Medium Installation = Total PRV less than \$1.553B and greater than or equal to \$828M

Small Installation = Total PRV less than \$828M and greater than 0

Records with zero or null PRVs are not counted - primarily land records

Installation Size By Locations - FY 2004 Baseline Data

Location	Service	No. of Large Installations	No. of Medium Installations	No. of Small Installations/Locations	Total Locations
Alabama	Army	2	1	45	48
	Navy	0	0	11	11
	Air Force	0	1	10	11
	USMC	0	0	2	2
	Total	2	2	68	72
Alaska	Army	2	2	73	77
	Navy	1	0	6	7
	Air Force	2	1	40	43
	Total	5	3	119	127
Arizona	Army	1	1	9	11
	Navy	0	0	4	4
	Air Force	1	1	15	17
	USMC	0	1	7	8
	Total	2	3	35	40
Arkansas	Army	0	1	17	18
	Navy	0	0	1	1
	Air Force	0	1	6	7
	Total	0	2	24	26
California	Army	4	0	68	72
	Navy	4	8	229	241
	Air Force	4	2	53	59
	USMC	3	1	48	52
	Total	15	11	398	424
Colorado	Army	2	0	13	15
	Navy	0	0	1	1
	Air Force	1	1	68	70
	Total	3	1	82	86

Large Installation = Total PRV greater than or equal to \$1.553B

Medium Installation = Total PRV less than \$1.553B and greater than or equal to \$828M

Small Installation = Total PRV less than \$828M and greater than 0

Records with zero or null PRVs are not counted - primarily land records

Installation Size By Locations - FY 2004 Baseline Data

<i>Location</i>	<i>Service</i>	<i>No. of Large Installations</i>	<i>No. of Medium Installations</i>	<i>No. of Small Installations/Locations</i>	<i>Total Locations</i>
Connecticut	Army	0	0	11	11
	Navy	0	1	13	14
	Air Force	0	0	2	2
	Total	0	1	26	27
Delaware	Army	0	0	4	4
	Navy	0	0	1	1
	Air Force	0	1	2	3
	Total	0	1	7	8
District of Columbia	Army	0	0	3	3
	Navy	0	1	14	15
	Air Force	0	0	1	1
	USMC	0	0	1	1
	WHS	1	0	0	1
	Total	1	1	19	21
Florida	Army	0	0	34	34
	Navy	2	1	85	88
	Air Force	1	5	47	53
	USMC	0	0	3	3
	Total	3	6	169	178
Georgia	Army	3	1	24	28
	Navy	1	0	11	12
	Air Force	1	1	11	13
	USMC	0	1	4	5
	Total	5	3	50	58

Large Installation = Total PRV greater than or equal to \$1.553B

Medium Installation = Total PRV less than \$1.553B and greater than or equal to \$828M

Small Installation = Total PRV less than \$828M and greater than 0

Records with zero or null PRVs are not counted - primarily land records

Installation Size By Locations - FY 2004 Baseline Data

Location	Service	No. of Large Installations	No. of Medium Installations	No. of Small Installations/Locations	Total Locations
Hawaii	Army	1	2	23	26
	Navy	1	2	102	105
	Air Force	1	0	20	21
	USMC	1	0	8	9
	Total	4	4	153	161
Idaho	Army	0	0	8	8
	Navy	0	0	5	5
	Air Force	1	0	35	36
	Total	1	0	48	49
Illinois	Army	0	2	41	43
	Navy	1	0	12	13
	Air Force	1	0	6	7
	USMC	0	0	1	1
	Total	2	2	60	64
Indiana	Army	1	1	24	26
	Navy	1	0	5	6
	Air Force	0	0	6	6
	USMC	0	0	1	1
	Total	2	1	36	39
Iowa	Army	0	1	24	25
	Navy	0	0	4	4
	Air Force	0	0	3	3
	Total	0	1	31	32
Kansas	Army	2	0	26	28
	Navy	0	0	1	1
	Air Force	0	1	2	3
	Total	2	1	29	32

Large Installation = Total PRV greater than or equal to \$1.553B

Medium Installation = Total PRV less than \$1.553B and greater than or equal to \$828M

Small Installation = Total PRV less than \$828M and greater than 0

Records with zero or null PRVs are not counted - primarily land records

Installation Size By Locations - FY 2004 Baseline Data

Location	Service	No. of Large Installations	No. of Medium Installations	No. of Small Installations/Locations	Total Locations
Kentucky	Army	2	1	24	27
	Navy	0	0	2	2
	Air Force	0	0	1	1
	Total	2	1	27	30
Louisiana	Army	1	0	17	18
	Navy	0	0	7	7
	Air Force	1	0	9	10
	USMC	0	0	2	2
	Total	2	0	35	37
Maine	Army	0	0	6	6
	Navy	0	0	22	22
	Air Force	0	0	5	5
	Total	0	0	33	33
Maryland	Army	2	1	29	32
	Navy	1	2	42	45
	Air Force	1	0	8	9
	USMC	0	0	1	1
	Total	4	3	80	87
Massachusetts	Army	0	0	26	26
	Navy	0	0	11	11
	Air Force	0	1	9	10
	USMC	0	0	1	1
	Total	0	1	47	48

Large Installation = Total PRV greater than or equal to \$1.553B

Medium Installation = Total PRV less than \$1.553B and greater than or equal to \$828M

Small Installation = Total PRV less than \$828M and greater than 0

Records with zero or null PRVs are not counted - primarily land records

Installation Size By Locations - FY 2004 Baseline Data

Location	Service	No. of Large Installations	No. of Medium Installations	No. of Small Installations/Locations	Total Locations
Michigan	Army	0	0	26	26
	Navy	0	0	9	9
	Air Force	0	0	6	6
	USMC	0	0	1	1
	Total	0	0	42	42
Minnesota	Army	0	0	24	24
	Navy	0	0	5	5
	Air Force	0	0	5	5
	Total	0	0	34	34
Mississippi	Army	0	0	19	19
	Navy	0	0	12	12
	Air Force	1	0	11	12
	Total	1	0	42	43
Missouri	Army	1	1	24	26
	Navy	0	0	4	4
	Air Force	1	0	11	12
	USMC	0	0	2	2
	Total	2	1	41	44
Montana	Army	0	0	13	13
	Navy	0	0	2	2
	Air Force	0	1	233	234
	Total	0	1	248	249
Nebraska	Army	0	0	19	19
	Navy	0	0	2	2
	Air Force	0	1	99	100
	Total	0	1	120	121

Large Installation = Total PRV greater than or equal to \$1.553B

Medium Installation = Total PRV less than \$1.553B and greater than or equal to \$828M

Small Installation = Total PRV less than \$828M and greater than 0

Records with zero or null PRVs are not counted - primarily land records

Installation Size By Locations - FY 2004 Baseline Data

Location	Service	No. of Large Installations	No. of Medium Installations	No. of Small Installations/Locations	Total Locations
Nevada	Army	1	0	4	5
	Navy	0	1	15	16
	Air Force	1	0	20	21
	Total	2	1	39	42
New Hampshire	Army	0	0	5	5
	Navy	0	0	1	1
	Air Force	0	0	4	4
	Total	0	0	10	10
New Jersey	Army	1	3	12	16
	Navy	0	2	11	13
	Air Force	1	0	8	9
	Total	2	5	31	38
New Mexico	Army	1	0	9	10
	Navy	0	0	3	3
	Air Force	2	1	18	21
	Total	3	1	30	34
New York	Army	2	1	49	52
	Navy	0	0	23	23
	Air Force	0	0	17	17
	USMC	0	0	4	4
	Total	2	1	93	96
North Carolina	Army	1	0	37	38
	Navy	0	0	11	11
	Air Force	0	1	13	14
	USMC	2	2	20	24
	Total	3	3	81	87

Large Installation = Total PRV greater than or equal to \$1.553B

Medium Installation = Total PRV less than \$1.553B and greater than or equal to \$828M

Small Installation = Total PRV less than \$828M and greater than 0

Records with zero or null PRVs are not counted - primarily land records

Installation Size By Locations - FY 2004 Baseline Data

Location	Service	No. of Large Installations	No. of Medium Installations	No. of Small Installations/Locations	Total Locations
North Dakota	Army	0	0	12	12
	Navy	0	0	1	1
	Air Force	1	1	173	175
	Total	1	1	186	188
Ohio	Army	0	0	52	52
	Navy	0	0	9	9
	Air Force	1	0	11	12
	USMC	0	0	1	1
	Total	1	0	73	74
Oklahoma	Army	2	0	24	26
	Navy	0	0	1	1
	Air Force	1	1	14	16
	Total	3	1	39	43
Oregon	Army	0	1	9	10
	Navy	0	0	5	5
	Air Force	0	0	6	6
	Total	0	1	20	21
Pennsylvania	Army	0	1	87	88
	Navy	0	1	25	26
	Air Force	0	0	9	9
	USMC	0	0	3	3
	Total	0	2	124	126
Rhode Island	Army	0	0	10	10
	Navy	0	1	19	20
	Air Force	0	0	3	3
	Total	0	1	32	33

Large Installation = Total PRV greater than or equal to \$1.553B

Medium Installation = Total PRV less than \$1.553B and greater than or equal to \$828M

Small Installation = Total PRV less than \$828M and greater than 0

Records with zero or null PRVs are not counted - primarily land records

Installation Size By Locations - FY 2004 Baseline Data

Location	Service	No. of Large Installations	No. of Medium Installations	No. of Small Installations/Locations	Total Locations
South Carolina	Army	1	0	15	16
	Navy	0	2	24	26
	Air Force	0	2	11	13
	USMC	0	2	7	9
	Total	1	6	57	64
South Dakota	Army	0	0	5	5
	Navy	0	0	1	1
	Air Force	1	0	12	13
	Total	1	0	18	19
Tennessee	Army	1	1	18	20
	Navy	0	0	5	5
	Air Force	1	0	5	6
	USMC	0	0	1	1
	Total	2	1	29	32
Texas	Army	4	1	63	68
	Navy	0	2	23	25
	Air Force	2	3	51	56
	USMC	0	0	2	2
	Total	6	6	139	151
Utah	Army	0	3	16	19
	Navy	0	0	2	2
	Air Force	1	0	12	13
	Total	1	3	30	34
Vermont	Army	0	0	9	9
	Navy	0	0	1	1
	Air Force	0	0	1	1
	Total	0	0	11	11

Large Installation = Total PRV greater than or equal to \$1.553B

Medium Installation = Total PRV less than \$1.553B and greater than or equal to \$828M

Small Installation = Total PRV less than \$828M and greater than 0

Records with zero or null PRVs are not counted - primarily land records

Installation Size By Locations - FY 2004 Baseline Data

Location	Service	No. of Large Installations	No. of Medium Installations	No. of Small Installations/Locations	Total Locations
Virginia	Army	1	4	34	39
	Navy	1	5	80	86
	Air Force	0	1	4	5
	USMC	0	1	12	13
	Total	2	11	130	143
Washington	Army	1	0	21	22
	Navy	1	2	54	57
	Air Force	2	0	21	23
	USMC	0	0	1	1
	Total	4	2	97	103
West Virginia	Army	0	0	30	30
	Navy	0	0	4	4
	Air Force	0	0	3	3
	Total	0	0	37	37
Wisconsin	Army	1	1	30	32
	Navy	0	0	5	5
	Air Force	0	0	7	7
	Total	1	1	42	44
Wyoming	Army	0	0	1	1
	Navy	0	0	1	1
	Air Force	0	1	82	83
	Total	0	1	84	85
United States Total:		93	99	3,535	3,727

Large Installation = Total PRV greater than or equal to \$1.553B

Medium Installation = Total PRV less than \$1.553B and greater than or equal to \$828M

Small Installation = Total PRV less than \$828M and greater than 0

Records with zero or null PRVs are not counted - primarily land records

Installation Size By Locations - FY 2004 Baseline Data

<i>Location</i>	<i>Service</i>	<i>No. of Large Installations</i>	<i>No. of Medium Installations</i>	<i>No. of Small Installations/Locations</i>	<i>Total Locations</i>
Territories	Army	0	0	20	20
	Navy	1	2	71	74
	Air Force	1	1	18	20
	USMC	0	0	1	1
	Total	2	3	110	115
Overseas	Army	1	8	364	373
	Navy	5	2	188	195
	Air Force	7	7	255	269
	USMC	2	2	19	23
	Total	15	19	826	860
Worldwide Total:		110	121	4,471	4,702

Large Installation = Total PRV greater than or equal to \$1.553B

Medium Installation = Total PRV less than \$1.553B and greater than or equal to \$828M

Small Installation = Total PRV less than \$828M and greater than 0

Records with zero or null PRVs are not counted - primarily land records

DEPARTMENT OF DEFENSE
Base Structure Report - As Of 30 Sept 03

VIII. TOTAL DOD INVENTORY

DEPARTMENT OF DEFENSE
Base Structure Report - As Of 30 Sept 03

SITE	COMPONENT	NAME NEAREST CITY	PHONE	ZIP CODE	BLDGS OWNED	BLDGS OWNED SQFT	BLDGS LEASED	BLDGS LEASED SQFT	TOTAL ACRES	ACRES OWNED	PRV (\$M)	MIL	CIV	OTHER	TOTAL
Alabama															
10C Stagefield	Army Active	New Brockton		36362	4	2,357			180	174	15.6				
Allen Stagefield	Army Active	Dothan		36352	5	2,313			114	114	15.5				
Anniston Army Depot	Army Active	Anniston	256-235-7501	36201	1,710	8,846,444	1	2,800	15,279	15,243	1,570.0	20	3,110	314	3,444
Brown (4B) Stagefield	Army Active	New Brockton		36351	4	2,677			176	167	15.8				
Cairns Basefield	Army Active	Daleville		36322	62	459,726			1,326	1,285	166.9				
Fort Benning	Army Active	Columbus, GA	706-545-5217	31905	10	11,646			12,138	11,954	28.1				
Fort McClellan	Army Active	Anniston	256-847-4102	36205	293	1,348,799			28,005	28,005	299.1				
Fort Rucker	Army Active	Daleville	334-255-1030	36362	1,438	6,913,408	3	8,860	59,447	57,772	1,451.6	4,420	1,837	908	7,165
Goldberg Stagefield	Army Active	Midland City		36360	6	3,462			101	99	13.8				
Highbluff Stagefield	Army Active	Hartford		36344	5	2,545			190	190	14.5				
Hunt Stagefield	Army Active	Ozark		36360	4	2,674			153	134	14.7				
Phosphate Dev Wks	Army Active	Sheffield		35662	2	14,763			67	63	60.6				
Redstone Arsenal	Army Active	Huntsville	256-876-2151	35898	1,757	11,696,794			37,910	37,910	2,927.5	1,730	8,220	4,099	14,049
Runkle Stagefield	Army Active	Elba		36323	7	3,956			235	235	10.5				
Shell Stagefield	Army Active	Enterprise		36330	14	63,021			296	246	39.2				
Skelly Stagefield	Army Active	Elba		36453	4	2,167			193	161	16.3				
Stinson (5AB) Stagefield	Army Active	New Brockton		36351	4	2,857			191	180	15.4				
Toth Stagefield	Army Active	Dothan		36305	3	2,601			128	125	19.8				
310th Chem USARC	Army Reserve	Anniston		36205	3	85,854			22	22	11.5	63	0	0	63
Bill Nichols USARC/ECS #158	Army Reserve	Anniston	256 231-9210	36201	2	61,185			20	20	13.8	206	8	0	214
Horace B Hanson USARC	Army Reserve	Birmingham	205-987-8443	35244	3	99,804			14	14	15.8	300	26	10	336
Maxwell AFB	AF Active	Montgomery	334-953-1110	36112	514	5,195,625			3,615	2,490	1,029.4	3,205	1,127	0	4,332
Maxwell AFB Gunter Annex	AF Active	Montgomery	334-953-1110	36114	229	2,147,859	2	31,567	376	356	350.5	1,502	614	39	2,155
Maxwell Family Hsg Annex	AF Active	Montgomery	334-953-5718	36112	124	211,398			28	28	17.3				
Abston ANGS	Air Natl Guard	Montgomery	334-394-7200	36108	8	81,723			27		12.3	40	0	0	40
Birmingham IAP	Air Natl Guard	Birmingham	205-714-2000	35217	41	351,457			145		78.4	943	0	0	943
Dannelly Field ANG	Air Natl Guard	Montgomery	334-394-7200	36108	42	301,700			149		64.4	994	0	0	994
Martin ANGS	Air Natl Guard	Gadsden	256-442-9700	35904	15	71,905			29		11.4	136	0	0	136
NAS Whiting Fld Milton (Barin Field)	Navy Active	Foley		36535	2	10,874			779	706	108.5				
NAS Whiting Fld Milton (NOLF Evergreen)	Navy Active	Evergreen							440	22	12.2				
NAS Whiting Fld Milton (NOLF Silverhill)	Navy Active	Silverhill			2	1,443			400	352	24.2				
NAS Whiting Fld Milton (NOLF Summerdale)	Navy Active	Summerdale			1	1,024			565	560	18.1				
NAS Whiting Fld Milton (NOLF Wolf)	Navy Active	Elberta			1	240			422	312	19.7				
NMCRB Bessemer	Navy Reserve	Bessemer		35023	7	77,915			16	16	11.1	624	0	0	624
OTHER SITE(S) ¹: 46					103	628,948	8	76,897	1,472	487	128.9	4,583	133	0	4,716
Alabama Total:					6,429	38,711,164	14	120,124	164,647	159,442	8,622.3	18,766	15,075	5,370	39,211

¹ US Locations that do not meet criteria of at least ten (10) Acres AND at least \$10M PRV. US Territories and Non-US Locations that do not meet criteria of at least ten (10) Acres OR at least \$10M PRV.

DEPARTMENT OF DEFENSE
Base Structure Report - As Of 30 Sept 03

SITE	COMPONENT	NAME NEAREST CITY	PHONE	ZIP CODE	BLDGS OWNED	BLDGS OWNED SQFT	BLDGS LEASED	BLDGS LEASED SQFT	TOTAL ACRES	ACRES OWNED	PRV (\$M)	MIL	CIV	OTHER	TOTAL
Alaska															
Black Rapids Training Area	Army Active	Delta Junction		99737	6	39,048			2,785	2,785	16.4				
Donnelly Training Area	Army Active	Fairbanks		99775	22	88,555			631,693	631,693	65.1				
Fairbanks Eielson Pipeline	Army Active	Fairbanks		99505	1	515			120	103	976.5				
Fort Greely	Army Active	Fairbanks	907-873-1110	99737	146	1,522,214			8,213	8,213	1,384.5	8	99	11	118
Fort Richardson	Army Active	Anchorage	907-384-1110	99505	519	7,271,119	17	228,393	71,441	71,437	2,735.4	2,400	920	732	4,052
Fort Wainwright	Army Active	Fairbanks	907-353-1110	99775	502	7,284,211	214	1,165,418	656,241	656,241	3,874.3	3,842	653	840	5,335
Haines Terminal	Army Active	Haines	907-766-2111	99505	5	32,305			201	201	60.5				
Pd Tok Junction	Army Active	Tok		99505	2	5,184			448	409	649.8				
Seward Recreation Area	Army Active	Seward		99505	27	64,687			13	1	20.0				
Whittier Anchorage Pipeline	Army Active	Whittier		99505	3	7,948	1	14,400	224	220	164.1				
Yukon Command Training Site	Army Active	Fairbanks		99775	1	160			287,418	287,394	69.1				
Barter Island Dew Station Bar	AF Active	Fairbanks		99759	18	108,364			641	641	112.5				
Big Mountain Radio Relay Site	AF Active	Iliamna		99606	7	23,524			402	402	30.1				
Birch Lake Recreation Annex	AF Active	Fairbanks		99701	28	15,893			51	51	12.6				
Blair Lake AF Range	AF Active	Fairbanks			7	7,602			33,962	33,962	20.5				
Cape Lisburne Long Range Radar Site	AF Active	Point Hope		99766	17	113,620			1,125	1,125	94.8				
Cape Newenham Long Range Radar Site	AF Active	Platinum		99651	7	43,546			2,359	2,359	57.9				
Cape Romanzof Long Range Radar Site	AF Active	Hooper Bay		99604	6	38,636			4,900	4,900	39.5				
Chena River Research Site	AF Active	Fairbanks		99759	2	420			3,791	3,791	52.2				
Clear AFS	AF Active	Anderson	907-585-6884	99704	47	778,789			11,438	11,438	523.1	89	59	0	148
Cold Bay Long Range Radar Site	AF Active	Cold Bay		99571	5	13,285			208	194	21.4				
Eareckson Air Station	AF Active	Atka		96512	85	1,425,476			3,520	3,520	903.8				
Eielson AFB	AF Active	North Pole	907-377-1110	99702	428	5,410,220	222	1,598,875	19,790	19,790	3,208.3	3,818	357	0	4,175
Elmendorf AFB	AF Active	Anchorage	907-552-1110	99506	651	9,173,868	1	17,739	13,098	13,073	4,672.7	7,075	1,040	0	8,115
Flaxman Island Range Radar Site	AF Active	Fairbanks		99759	11	20,782			605	605	31.3				
Fort Yukon Long Range Radar Site	AF Active	Fort Yukon		98740	4	30,496			205	204	30.6				
Galena Airport	AF Active	Galena	907-656-1236	99741	42	400,019			163	6	332.3				
Haarp Research Station	AF Active	Gulkana		99586	15	33,774			5,408	5,408	55.7				
Indian Mountain Long Range Radar Site	AF Active	Hughes		99745	5	32,194			4,226	4,226	62.0				
King Salmon Airport	AF Active	Naknek	907-246-3325	99633			55	380,136	927	868	364.9				
Lonely Short Range Radar Site	AF Active	Fairbanks					12	40,299	1,082		51.0				
Oliktok Long Range Radar Site	AF Active	Fairbanks		99759	6	35,738			672	672	37.1				
Point Barrow Long Range Radar Site	AF Active	Fairbanks					5	49,584	266		37.8				
Point Lay Long Range Radar Site	AF Active	Fairbanks		99759			6	36,640	1,442	1,442	36.6				
Sparrevohn Long Range Radar Site	AF Active	Iliamna		99606	8	41,055			1,179	1,179	52.2				
Tatalina Long Range Radar Site	AF Active	McGrath		99627	6	37,063			4,970	4,968	58.4				
Tin City Long Range Radar Site	AF Active	Wales		99783	5	79,853			723	708	52.5				

¹ US Locations that do not meet criteria of at least ten (10) Acres AND at least \$10M PRV. US Territories and Non-US Locations that do not meet criteria of at least ten (10) Acres OR at least \$10M PRV.

DEPARTMENT OF DEFENSE
Base Structure Report - As Of 30 Sept 03

SITE	COMPONENT	NAME NEAREST CITY	PHONE	ZIP CODE	BLDGS OWNED	BLDGS OWNED SQFT	BLDGS LEASED	BLDGS LEASED SQFT	TOTAL ACRES	ACRES OWNED	PRV (\$M)	MIL	CIV	OTHER	TOTAL
Wainwright Short Range Radar Site	AF Active	Fairbanks					7	19,160	1,519		32.7				
Anchorage IAP (ANGB)	Air Natl Guard	Anchorage	907-249-1176	99502	32	417,581			129		205.7	1,279	0	0	1,279
NSWC Div Carderock (Back Island)	Navy Active	Ketchikan			2	15,875			15	15	39.1				
NAF Adak CSO	Caretaker	Adak Station		99505	516	4,150,283			52,181	52,181	3,822.8				
NAF Adak CSO (NSGA Adak N63886)	Caretaker	Adak Station			32	279,586			8,820	8,820	289.5				
NAVARCLAB Barrow AK (NARL Barrow Camp Tr1)	Disestab	Barrow			120	324,406			639	639	180.7				
OTHER SITE(S) ¹: 116					202	247,195	1	40,000	1,307,812	1,307,617	107.8	664	18	0	682
Alaska Total:					3,548	39,615,089	541	3,590,644	3,147,065	3,143,501	25,645.6	19,175	3,146	1,583	23,904
American Samoa															
Te O USARC	Army Active	Tafuna		96799	1	14,240	1	3,600	87		6.3	351	3	7	361
American Samoa Total:					1	14,240	1	3,600	87	0	6.3	351	3	7	361
Arizona															
Fort Huachuca	Army Active	Sierra Vista	520-538-7111	85613	1,699	7,569,521			73,323	71,623	2,058.2	6,212	2,190	1,422	9,824
Yuma Proving Ground	Army Active	Yuma	520-328-2151	85365	569	2,022,635			1,008,898	829,882	999.0	107	599	453	1,159
Camp Navajo	Army Guard	Camp Navajo	520-773-3205		887	3,005,321			28,345	28,345	780.6				
Papago Military Reservation	Army Guard	Phoenix			65	601,996			451	451	128.3				
Barnes Hall USARC	Army Reserve	Phoenix	480-425-3588	85008	5	63,256			12	12	13.3	487	28	0	515
Air Force Plant No 44	AF Active	Tucson		85734	70	1,007,724			2,208	2,174	251.1				
Davis-Monthan AFB	AF Active	Tucson	520-228-3900	85707	1,370	5,914,927			10,613	6,035	1,605.4	6,145	1,122	0	7,267
Gila Bend AF Auxiliary Field	AF Active	Gila Bend	928-683-6200	85337	38	139,524			1,886	1,885	92.9				
Luke AF Auxiliary Field No 1	AF Active	Wittman		85361	1	600			1,105	400	83.3				
Luke AFB	AF Active	Litchfield Park	602-856-7411	85309	744	4,494,824			4,359	2,629	1,201.2	6,549	816	0	7,365
Luke Waste Annex	AF Active	Litchfield Park		85309	8	22,018			46	41	14.7				
The Barry M Goldwater AF Range	AF Active	Gila Bend		85337	7	10,411			2,671,680	2,671,675	119.5				
Sky Harbor IAP	Air Natl Guard	Phoenix	602-302-9000	85034	17	290,382			51		71.2	879	0	0	879
Tucson IAP	Air Natl Guard	Tucson	602-295-6210	85706	32	565,506			94	92	138.3	1,630	0	0	1,630
MCAS Yuma	USMC Active	Yuma	510-341-2011		266	2,306,271			4,427	3,180	1,017.4	3,847	731	0	4,578
MCAS Yuma (Housing)	USMC Active	Yuma			225	1,005,331			145	145	121.4				
MCAS Yuma (Hsg-Off Base Fy 81)	USMC Active	Yuma			25	147,392			23	23	21.1				
OTHER SITE(S) ¹: 32					161	577,229	2	46,136	59,061	58,916	203.8	1,913	33	0	1,946
Arizona Total:					6,189	29,744,867	2	46,136	3,866,726	3,677,507	8,920.8	27,769	5,519	1,875	35,163
Arkansas															
Fort Chaffee	Army Active	Ft Smith	501-484-3130		109	299,318			360	360	65.7				
Pine Bluff Arsenal	Army Active	Pine Bluff	870-540-3000	71602	904	3,618,982			13,493	13,426	1,328.9	27	1,020	138	1,185
Fort Chaffee MTC	Army Guard	Fort Smith	501-484-2141		431	1,625,576			64,272	64,272	445.3	276	3	68	347
ECS 15	Army Reserve	Barling		72905	4	69,467	4	82,278	39	39	18.9	0	49	0	49

¹ US Locations that do not meet criteria of at least ten (10) Acres AND at least \$10M PRV. US Territories and Non-US Locations that do not meet criteria of at least ten (10) Acres OR at least \$10M PRV.

DEPARTMENT OF DEFENSE
Base Structure Report - As Of 30 Sept 03

SITE	COMPONENT	NAME NEAREST CITY	PHONE	ZIP CODE	BLDGS OWNED	BLDGS OWNED SQFT	BLDGS LEASED	BLDGS LEASED SQFT	TOTAL ACRES	ACRES OWNED	PRV (\$M)	MIL	CIV	OTHER	TOTAL
Maurice Britt USARC	Army Reserve	Little Rock		72118	10	194,791			33	33	34.4	793	150	11	954
Little Rock AFB	AF Active	Jacksonville	501-987-1110	72099	1,191	5,455,732			6,898	6,102	1,215.3	5,722	429	0	6,151
Fort Smith Municipal Airport ANG	Air Natl Guard	Fort Smith	501-648-5210	72903	51	362,933			141		80.3	1,005	0	0	1,005
OTHER SITE(S) ¹ : 20					61	293,200	1	100	4,445	3,587	53.8	1,436	22	11	1,469
Arkansas Total:					2,761	11,919,999	5	82,378	89,681	87,820	3,242.8	9,259	1,673	228	11,160
California															
Concord-CA-0696A	Army Active	Clyde		94520			131	261,688	6,100	6,100	394.1	3	36	3	42
Def Distr Reg West Sharpe Site	Army Active	Stockton		95231	84	4,214,977			724	724	774.8	7	11	42	60
Def Distr Reg West Tracy	Army Active	Tracy		95376	56	5,182,301	1	4,850	908	908	823.1	0	18	1	19
Fort Ord	Army Active	Seaside	831-899-4975	93955	1,601	6,267,635	104	388,672	12,272	12,272	1,923.7				
Hamilton Army Airfield	Army Active	Novato		94949	83	487,385			67	67	277.5				
NTC and Fort Irwin	Army Active	Barstow	760-380-4111	92310	1,511	7,021,830	1	25,600	636,331	636,181	2,356.3	4,340	607	1,019	5,966
Oakland Army Base	Army Active	Oakland	510-466-3911		84	3,170,307			396	394	642.2				
Ord Military Community	Army Active	Seaside		93955	1,061	2,920,353			1,115	1,115	471.4				
Presidio Of Monterey	Army Active	Monterey	831-242-5000	93944	185	1,950,777			392	392	493.4	3,219	1,363	491	5,073
Riverbank AAP	Army Active	Riverbank	209-869-2577	95367	74	690,707			172	171	281.7	0	4	171	175
Sacramento Army Depot	Army Active	Sacramento		95813	20	241,356			48	48	183.0				
SAT COM	Army Active	Paso Robles		93431	6	36,244	2	0	23	23	13.5	51	2	0	53
Sierra Army Depot	Army Active	Reno	530-827-2111	96113	1,012	5,234,990			37,947	37,937	1,706.9	0	442	101	543
Silas B. Hays	Army Active	Seaside		93955	1	369,662			24	24	81.9				
MTA Camp Roberts	Army Guard	San Miguel	805-238-3100		959	3,770,801			42,815	42,814	1,576.3	428	185	168	781
Sacramento Depot Activity	Army Guard	Sacramento			9	17,222			22	22	17.1				
TS AFRC Los Alamitos	Army Guard	Los Alamitos	562-795-2571		135	1,026,461			2,676	2,676	376.3	2,402	225	279	2,906
BT Collins USARC/OMS/AMSA (G)	Army Reserve	Sacramento		95828	10	191,585			38	38	47.5	899	21	8	928
El Monte USARC	Army Reserve	El Monte	626-258-2347	91733	4	38,348			17	17	10.5	338	4	0	342
Fort Hunter Liggett	Army Reserve	King City	831-386-2605	93928	251	904,040			164,261	164,099	502.3	30	134	55	219
Hwd Of Oakland USARC/AMSA 85 G	Army Reserve	Oakland		94626	11	109,498			38	38	25.5	255	21	0	276
March USARC	Army Reserve	Moreno Valley		92518	1	1,255	7	71,133	21	21	13.6	456	9	0	465
Mare Is. USARC OMS Marine AMSA	Army Reserve	Vallejo		94592	12	158,005			34	34	49.6				
Moffett Community Hsg	Army Reserve	Mountain View		94035	144	1,135,713			141	141	135.1				
Parks Reserve Forces Tng Area	Army Reserve	Richmond	925-803-5600	94568	123	1,088,465			2,478	2,478	279.0	976	106	1,565	2,647
Patton Hall USARC	Army Reserve	Bell	323-307-3400	90201	4	159,712	2	20,813	21	21	36.1	432	17	0	449
Tustin USARC	Army Reserve	Santa Ana	949-726-1250	92606	2	42,214			17	17	10.8	499	5	0	504
Beale AFB	AF Active	Marysville	530-634-3000	95903	1,591	4,707,978			22,944	22,944	1,819.0	4,271	421	0	4,692
Davis Communications Annex	AF Active	Davis		95616	2	27,289			316	316	21.7				
Edwards AFB	AF Active	Rosamond	661-277-1110	93524	2,140	9,544,394			300,723	300,723	4,131.9	3,434	2,738	0	6,172
Fort MacArthur Family Hsg Annex	AF Active	San Pedro		90731	413	1,450,018			156	155	212.3				
Lincoln Communications Annex	AF Active	Lincoln		95648	1	16,208			231	231	20.8				
Los Angeles AF Annex No 3	AF Active	Manhattan Beach		90266	2	30,168			13	13	15.7				
Los Angeles AFB	AF Active	El Segundo	310-363-1110	90245	37	1,344,130			102	99	441.3	1,554	1,161	0	2,715

¹ US Locations that do not meet criteria of at least ten (10) Acres AND at least \$10M PRV. US Territories and Non-US Locations that do not meet criteria of at least ten (10) Acres OR at least \$10M PRV.

DEPARTMENT OF DEFENSE
Base Structure Report - As Of 30 Sept 03

SITE	COMPONENT	NAME NEAREST CITY	PHONE	ZIP CODE	BLDGS OWNED	BLDGS OWNED SQFT	BLDGS LEASED	BLDGS LEASED SQFT	TOTAL ACRES	ACRES OWNED	PRV (\$M)	MIL	CIV	OTHER	TOTAL
Onizuka AFS	AF Active	Sunnyvale	408-752-4026	94088	21	405,919			23	20	219.7	127	184	0	311
Ozol Defense Fuel Support Point	AF Active	Martinez		94553	4	2,138			76	66	86.3				
Pillar Point AFS	AF Active	Half Moon Bay		94019	13	22,722			55	55	14.3				
Production Flight Test Instl AF Plant 42	AF Active	Palmdale	661-272-4240	93550	99	3,222,051			6,131	5,843	1,322.0	18	2	0	20
Travis AFB	AF Active	Fairfield	707-424-1110	94535	1,610	9,482,323	101	390,122	6,383	5,130	2,997.5	10,544	1,215	5	11,764
Travis Water System Annex No 2	AF Active	Elmira		95625	10	18,867			206	206	20.6				
Tulelake Radar Site	AF Active	Newell			4	17,140			928	928	60.0				
Vandenberg AFB	AF Active	Lompoc	805-606-1110	93437	2,477	9,063,839	9	32,907	132,184	98,171	3,640.0	2,804	1,100	0	3,904
Channel Islands ANGS	Air Natl Guard	Oxnard	805-986-8000	93041	20	342,271			206	206	120.8	1,251	0	0	1,251
Fresno Yosemite Intl	Air Natl Guard	Fresno	559-454-5100	93727	44	352,544			126		123.2	965	0	0	965
Hayward Municipal Airport ANG	Air Natl Guard	Hayward	510-264-5600	94545	16	146,920			27		35.1	295	0	0	295
Moffett Fld ANG	Air Natl Guard	Sunnyvale	650-603-9129	94035	9	148,521	30	167,409	142	142	94.5	916	0	0	916
San Diego ANGS	Air Natl Guard	San Diego		92111	2	31,118			24	23	10.7	128	0	0	128
Sepulveda National Guard Station	Air Natl Guard	Van Nuys	818-909-2300	91406			16	73,229	26	26	15.4	132	0	0	132
Norwalk Defense Fuel Support Point	AF Reserve	Norwalk		90650	10	7,837			55	48	93.2				
MCAGCC 29 Palms (Vista Del Sol)	USMC Active	Twentynine Palms					151	701,035	111		83.7				
MCAGCC Twentynine Palms	USMC Active	Twentynine Palms	760-830-6000	92278	443	4,388,515			605,505	605,269	1,705.0	9,646	1,235	0	10,881
MCAS Camp Pendleton	USMC Active	Camp Pendleton	760-725-4110	92055	70	856,331			411	411	361.6	5,116	87	0	5,203
MCAS Miramar	USMC Active	San Diego	619-577-1011	92145	417	5,345,793			22,941	22,499	1,784.5	10,030	406	0	10,436
MCAS Yuma (Choc Mt Arial Gnr Y Rng)	USMC Active	Niland			4	37,828			459,506	459,506	12.0				
MCB Camp Pendleton (Mwtc Bridgeport)	USMC Active	Bridgeport			40	292,479			60,513		100.6	26	0	0	26
MCLB Barstow (Nebo Area)	USMC Active	Barstow			328	2,690,341			1,879	1,879	679.0	270	1,204	0	1,474
MCLB Barstow (Yermo Area)	USMC Active	Barstow			80	1,877,091			1,859	1,859	613.6	43	1,168	0	1,211
MCRD San Diego	USMC Active	San Diego	619-524-8762	92140	139	2,501,244			433	433	588.0	1,569	409	0	1,978
MCAS El Toro Santa Ana	Caretaker	Irvine		92709	1,108	6,130,117			4,777	4,761	1,874.8	5	0	0	5
MCAS Tustin	Disestab	Tustin		92710	106	1,290,405			1,280	1,280	497.1	83	0	0	83
COMNAVREG SW San Diego (Admiral Hartman Hsg)	Navy Active	San Diego			440	737,527			138	137	84.9				
COMNAVREG SW San Diego (Bayview Hills Housing)	Navy Active	San Diego			200	1,627,759			162	162	169.7				
COMNAVREG SW San Diego (Chesterton Housing)	Navy Active	San Diego			436	815,245			146	146	93.8				
COMNAVREG SW San Diego (Chollas Heights Hsg)	Navy Active	San Diego			90	556,852			78	78	55.8				
COMNAVREG SW San Diego (Eucalyptus Hills Hsg)	Navy Active	San Diego			57	466,754			41	41	45.8				
COMNAVREG SW San Diego (Gateway Village Hsg)	Navy Active	San Diego			155	603,851			44	44	64.7				
COMNAVREG SW San Diego (Murphy Canyon Housing)	Navy Active	San Diego			1,092	4,493,570			733	733	571.8				
FCTCPAC San Diego	Navy Active	San Diego	619-556-8372	92147	19	368,649			91	91	96.3	1,004	24	0	1,028

¹ US Locations that do not meet criteria of at least ten (10) Acres AND at least \$10M PRV. US Territories and Non-US Locations that do not meet criteria of at least ten (10) Acres OR at least \$10M PRV.

DEPARTMENT OF DEFENSE
Base Structure Report - As Of 30 Sept 03

SITE	COMPONENT	NAME NEAREST CITY	PHONE	ZIP CODE	BLDGS OWNED	BLDGS OWNED SQFT	BLDGS LEASED	BLDGS LEASED SQFT	TOTAL ACRES	ACRES OWNED	PRV (\$M)	MIL	CIV	OTHER	TOTAL
FISC San Diego	Navy Active	San Diego		92132	7	845,149	1	106,084	22	20	151.0	325	656	0	981
FISC San Diego (National City Annex)	Navy Active	National City			9	821,694			26	26	102.8				
FISC San Diego (Pt Loma Annex)	Navy Active	San Diego			89	89,499			206	192	148.9				
FLEASWTRACEN	Navy Active	San Diego		92147	55	1,137,393			37	11	260.8	360	33	0	393
NAF El Centro	Navy Active	El Centro		92243	227	1,040,242			1,711	1,593	520.6	332	86	0	418
NAF El Centro (Desert Range)	Navy Active	El Centro			2	8,040			52,283	49,723	32.0				
NAF El Centro (Holtville Carrier Ls)	Navy Active	El Centro							110	110	12.0				
NAS Lemoore	Navy Active	Lemoore NAS	559-998-3300	93246	1,168	6,531,754			26,777	15,738	1,964.7	6,998	669	0	7,667
NAS North Island San Diego	Navy Active	San Diego	619-545-8123	92135	540	9,253,664			2,803	2,802	2,649.9	8,170	172	0	8,342
NAS North Island San Diego (Clev NF Survival Tra)	Navy Active	Warner Springs			40	38,828			6,168	4,960	11.7	7	0	0	7
NAS North Island San Diego (Dol Area Imp Bch)	Navy Active	Imperial Beach			33	344,580			27	27	76.8				
NAS North Island San Diego (Former Phibase Coronado)	Navy Active	Coronado			167	2,300,167			975	715	590.2	5,255	117	0	5,372
NAS North Island San Diego (Imperial Beach)	Navy Active	Imperial Beach			32	369,545			1,375	1,366	172.6				
NAS North Island San Diego (San Clemente Island)	Navy Active	San Clemente Nav Res			145	415,086			36,200	36,200	358.1	195	0	0	195
Naval Postgraduate School	Navy Active	Monterey	831-656-2441	93943	51	1,341,957			137	135	346.0	393	1,137	0	1,530
Naval Postgraduate School (La Mesa Village)	Navy Active	Monterey			268	920,277			299	298	128.0				
Naval Postgraduate School (Lab-Recreation)	Navy Active	Monterey			19	53,262			108	101	24.2				
Naval Postgraduate School (Navy School Annex)	Navy Active	Monterey			10	132,696			20	20	42.5				
NAVBASE Ventura City	Navy Active	Point Mugu	805-982-4711	93043	864	4,569,703	1	12	4,495	4,478	1,381.3	2,680	2,329	0	5,009
NAVBASE Ventura City (Capehart Hsg 3 Mugu)	Navy Active	Camarillo			76	452,132			51	51	58.1				
NAVBASE Ventura City (Laguna Peak CA)	Navy Active	Point Mugu			5	20,835			39	39	14.5				
NAVBASE Ventura City (Port Hueneme)	Navy Active	Port Hueneme			514	5,281,068	47	375,248	1,793	1,793	1,321.1	6	0	0	6
NAVCOMTELSTA San Diego (Coronado)	Navy Active	Coronado			12	67,287			549	549	21.8				
NAVCOMTELSTA San Diego (Dixon Transmitter Facy)	Navy Active	Dixon			19	73,484			1,285	1,285	118.0				
NAVCOMTELSTA San Diego (Stockton CA)	Navy Active	Stockton			32	535,742			28		269.5	0	2	0	2
NAVMEDCEN San Diego	Navy Active	San Diego	619-532-6400	92134	16	1,460,689			79	79	413.1	3,489	1,496	0	4,985
NAVPETOFF Alexandria (Estero Bay Branch)	Navy Active	Morro Bay			5	1,600			175	10	82.8				
NAVPETOFF Alexandria (Fuel Complx Long Beach)	Navy Active	Long Beach			6	5,149			11	11	16.5				

¹ US Locations that do not meet criteria of at least ten (10) Acres AND at least \$10M PRV. US Territories and Non-US Locations that do not meet criteria of at least ten (10) Acres OR at least \$10M PRV.

DEPARTMENT OF DEFENSE
Base Structure Report - As Of 30 Sept 03

SITE	COMPONENT	NAME NEAREST CITY	PHONE	ZIP CODE	BLDGS OWNED	BLDGS OWNED SQFT	BLDGS LEASED	BLDGS LEASED SQFT	TOTAL ACRES	ACRES OWNED	PRV (\$M)	MIL	CIV	OTHER	TOTAL
NAVPETOFF Alexandria (Fuel Farm San Pedro)	Navy Active	Los Angeles			24	32,880			272	269	156.3	68	0	0	68
NAVPETOFF Alexandria (Norwalk Branch)	Navy Active	Norwalk			1	676			18	0	19.7				
Navpmossp Sunnyvale	Navy Active	Sunnyvale			12	785,873			55	51	249.6	14	89	0	103
Navpmossp Sunnyvale (Det Santa Cruz CA)	Navy Active	Santa Cruz			25	53,848			288	288	24.1				
NAWS China Lake	Navy Active	China Lake	760-939-9011	93555	253	1,977,335			606,926	606,909	1,323.0	1,092	2,974	0	4,066
NAWS China Lake (Mojave B Ranges)	Navy Active	Trona			5	12,010			316,351	316,351	10.0				
NAWS China Lake (Randsburg Wash Area)	Navy Active	Trona			33	153,620			187,117	187,001	57.2				
NAWS China Lake (San Nicolas Island CA)	Navy Active	San Nicolas Island			118	373,798			13,370	13,370	459.1	46	0	0	46
NAWS China Lake (Santa Cruz Island)	Navy Active	Goleta			8	17,944			11		22.6				
NH Camp Pendleton	Navy Active	Camp Pendleton		92055	12	577,374			187	187	208.6	1,070	465	0	1,535
NS San Diego	Navy Active	San Diego	619-556-1011	92136	251	4,397,434			1,046	1,030	1,130.1	26,680	586	0	27,266
NS San Diego (Nav Rec Cen Mis Gorge)	Navy Active	San Diego			23	39,227			448	448	31.1				
NSWC Corona	Navy Active	Corona		91718	46	479,225			247	247	180.0	7	987	0	994
NWS Seal Beach	Navy Active	Seal Beach		90740	321	2,499,123			5,002	4,968	731.6	635	427	0	1,062
NWS Seal Beach (Det Concord CA)	Navy Active	Concord			477	1,881,414			7,701	6,914	1,101.4				
NWS Seal Beach (Fallbrook CA)	Navy Active	Fallbrook			277	1,013,240			8,851	8,851	446.7	99	0	0	99
NWS Seal Beach (Long Beach Golf Course)	Navy Active	Los Alamitos			1	4,200	11	14,716	254		16.8				
SPAWARSSYSCEN San Diego	Navy Active	San Diego		92152	245	1,829,373			508	507	504.1	440	3,640	19	4,099
SPAWARSSYSCEN San Diego (Old Town)	Navy Active	San Diego			11	1,552,858			70	70	343.6				
SUBASE San Diego	Navy Active	San Diego	619-553-1011	92106	112	1,029,361			336	336	290.9	887	16	0	903
FISC Oakland Ca CSO (Alameda Annex)	Caretaker	Alameda			8	866,604			51	51	107.0	211	0	0	211
FISC Oakland Ca CSO (Alameda Facility)	Caretaker	Alameda			14	1,392,547			97	97	272.8				
FISC Oakland Ca CSO (Richmond Pt Molate)	Caretaker	Richmond			18	374,689			423	413	167.9				
FISC Oakland CSO	Caretaker	Oakland		94625	87	7,446,184			521	516	1,142.4	80	2,152	0	2,232
Hunters Point Annex CSO	Caretaker	San Francisco		94627	182	3,187,789			922	922	1,135.4	105	0	0	105
NAS Alameda CSO	Caretaker	Alameda		94501	175	5,698,310			2,573	2,292	1,707.3	1	69	0	70
NAS Alameda CSO (Marina Village/SF)	Caretaker	San Francisco			160	727,359			30		75.9				
NAS Alameda CSO (NAS Alameda/SF)	Caretaker	Alameda			3	7,852			188	188	148.7				
NCEL Port Hueneme CSO	Caretaker	Port Hueneme		93043	50	230,685			33	33	61.0				
NH Oakland CSO	Caretaker	Oakland		94627	81	806,704			183	183	261.0				

¹ US Locations that do not meet criteria of at least ten (10) Acres AND at least \$10M PRV. US Territories and Non-US Locations that do not meet criteria of at least ten (10) Acres OR at least \$10M PRV.

DEPARTMENT OF DEFENSE
Base Structure Report - As Of 30 Sept 03

SITE	COMPONENT	NAME NEAREST CITY	PHONE	ZIP CODE	BLDGS OWNED	BLDGS OWNED SQFT	BLDGS LEASED	BLDGS LEASED SQFT	TOTAL ACRES	ACRES OWNED	PRV (\$M)	MIL	CIV	OTHER	TOTAL
NS Long Beach CSO (Cabrillo Hsg Long Bch)	Caretaker	Long Beach			201	662,857			91	91	86.7				
NS Long Beach CSO (Long Beach NAVSTA)	Caretaker	Long Beach			42	520,979			776	776	187.1				
NS Treasure Island CSO	Caretaker	San Francisco		94130	98	2,082,633	1	30,000	1,076	1,076	544.8	3	0	0	3
NSY Long Beach CSO	Caretaker	Long Beach		90822	90	3,047,805			396	396	989.1	129	0	0	129
NSY Long Beach CSO (Palos Verdes Hsg)	Caretaker	Long Beach			62	629,693			62	62	70.9				
NSY Long Beach CSO (San Pedro Mont Hsg)	Caretaker	Long Beach			126	403,642			62	62	48.0				
NSY Mare Island CSO	Caretaker	Vallejo		94592	480	8,803,839			6,707	6,704	2,368.4	3	4	0	7
NSY Mare Island CSO (Roosevelt Terrace)	Caretaker	Vallejo			19	185,392			29	29	23.2				
NTC San Diego CSO	Caretaker	San Diego		92133	66	975,707			165	159	234.3	28	0	0	28
PWC San Francisco CSO (Treasure Island)	Caretaker	San Francisco			1	91			77	75	186.8				
NAVFAC Centerville Beach	Disestab	Ferndale		95536	23	120,011			42	33	32.9				
NAVSECGRUACT Skaggs Is	Disestab	Sonoma		95476	31	172,821			3,309	3,304	93.5				
NMCR Alameda	Navy Reserve	Alameda		94501	5	84,060			15	15	19.2	439	0	0	439
NMCR Los Angeles	Navy Reserve	Los Angeles		90012	6	142,462			11	11	27.3	345	15	0	360
NMCR Los Angeles	Navy Reserve	Los Angeles		90731	6	126,525			23		25.6	299	0	0	299
NMCR Moreno Valley	Navy Reserve	Moreno Valley		92518	4	67,123			10	10	12.7	19	0	0	19
NMCR Sacramento	Navy Reserve	Sacramento		95828	4	48,908			20	20	10.3	238	0	0	238
OTHER SITE(S) ¹: 350					11,472	70,869,223	88	889,260	199,663	196,766	12,034.6	55,209	16,922	100	72,231
California Total:					41,372	288,401,418	704	3,552,778	4,045,226	3,927,861	79,172.9	184,923	49,607	4,027	238,557
Colorado															
Fort Carson	Army Active	Colorado Spring	719-526-5811	80913	687	8,320,272	5	12,879	137,404	137,404	2,895.2	13,127	1,680	1,414	16,221
Pinon Canyon	Army Active	Trinidad		80159	20	63,200			235,896	235,896	123.3	0	6	0	6
Pueblo Chemical Depot	Army Active	Pueblo	719-549-4111	81006	1,104	6,023,141			23,121	23,121	1,576.9	0	181	53	234
Rocky Mountain Arsenal	Army Active	Commerce City	303-289-0140	80022	126	1,369,628			17,220	17,056	404.4	0	8	55	63
Flatiron	Army Guard	Longmont			4	73,981			11	11	14.3	248	37	47	332
Joe P Martinez USARC/AMSA #100	Army Reserve	Denver	303-371-0608	80239	3	82,127			20	20	17.0	542	28	0	570
William T. Fitzsimons USARC	Army Reserve	Aurora	303-360-0963	80045	4	163,390			21	21	32.5				
Buckley AFB	AF Active	Aurora	303-677-9011	80011	157	2,046,358			3,872	3,283	705.7	2,554	419	0	2,973
Buckley Annex	AF Active	Denver	303-676-8103	80279	4	628,505			72	72	138.6				
Cheyenne Mountain AFS	AF Active	Colorado Springs	719-474-1110	80914	42	297,548			567	499	177.7	612	90	0	702
Peterson AFB	AF Active	Colorado Springs	719-556-7321	80914	355	3,522,811	35	336,323	1,295	201	1,036.1	4,746	1,856	9	6,611
Schriever AFB	AF Active	Ellicott	719-567-1110	80912	47	1,518,959			4,172	3,198	598.4	2,157	523	0	2,680
The Farish Memorial Recreational Annex	AF Active	Woodland Park			15	20,399			663	652	10.6				
USAF Academy	AF Active	Colorado Springs	719-333-1818	80840	1,043	7,086,575			53,276	53,127	1,999.0	1,908	1,301	0	3,209
Fort Carson Weapons Range	Air Natl Guard	Pueblo		80913	4	12,080			3,110	3,110	15.5				

¹ US Locations that do not meet criteria of at least ten (10) Acres AND at least \$10M PRV. US Territories and Non-US Locations that do not meet criteria of at least ten (10) Acres OR at least \$10M PRV.

DEPARTMENT OF DEFENSE
Base Structure Report - As Of 30 Sept 03

SITE	COMPONENT	NAME NEAREST CITY	PHONE	ZIP CODE	BLDGS OWNED	BLDGS OWNED SQFT	BLDGS LEASED	BLDGS LEASED SQFT	TOTAL ACRES	ACRES OWNED	PRV (\$M)	MIL	CIV	OTHER	TOTAL
Greely ANG	Air Natl Guard	Greely	970-378-5000	80631	8	61,451			17		15.1				
NMCRRC Denver	Navy Reserve	Lakewood		80042	4	127,460			15	15	22.6	716	0	0	716
OTHER SITE(S) ¹ : 75					89	1,574,866	6	84,588	9,071	1,672	399.3	1,186	27	0	1,213
Colorado Total:					3,716	32,992,751	46	433,790	489,823	479,358	10,182.2	27,796	6,156	1,578	35,530
Connecticut															
Stratford Army Engine Plant	Army Active	Stratford	203-377-8781	06497	29	1,595,635			124	124	365.5	4	6	50	60
AASF	Army Guard	Windsor Locks	860-292-2526		17	192,958			32	32	60.3	8	0	1	9
Berry-Rosenblatt AFRC	Army Reserve	West Hartford	860-231-2019	06110	2	108,163			12	12	20.8	516	7	0	523
BG John W Middleton USARC	Army Reserve	E Windsor	860-627-2410	06088	5	66,120			24	22	18.6	177	7	1	185
Bradley IAP (ANG)	Air Natl Guard	Windsor Locks	860-292-2526	06026	32	315,341			148	4	92.0	944	0	0	944
NAVSUBASE New London	Navy Active	Groton	860-694-4636		269	3,612,859			687	686	1,026.2	5,556	1,083	0	6,639
NAVSUBASE New London (Conning Towers)	Navy Active	Groton			83	276,175			50	50	41.4				
NAVSUBASE New London (Nautilus Park 1St Inc)	Navy Active	Groton			501	678,581			50	50	79.5				
NAVSUBASE New London (Nautilus Park 2nd Inc)	Navy Active	Groton			263	647,714			142	142	69.8				
NAVSUBASE New London (Nautilus Park 3rd Inc)	Navy Active	Groton			129	370,855			115	110	44.3				
NAVSUBASE New London (Polaris Park)	Navy Active	Groton			48	366,495			52	52	38.9				
NAVSUBASE New London (Trident Park)	Navy Active	Groton			82	505,371			86	85	64.6				
NWIRP Bloomfield	Navy Active	Bloomfield		06002	7	139,887			85	85	39.1				
NUWC New London CSO	Caretaker	New London		06320	40	681,498	1	36,204	346	313	185.1	75	0	0	75
OTHER SITE(S) ¹ : 14					59	293,212	2	15,065	199	161	64.6	1,249	32	6	1,287
Connecticut Total:					1,566	9,850,864	3	51,269	2,152	1,926	2,210.7	8,529	1,135	58	9,722
Delaware															
NG New Castle TS Rifle Range	Army Guard	New Castle	302-326-7414		30	155,584			227	227	21.5	56	78	9	143
Dover AFB	AF Active	Dover	302-677-3000	19902	534	4,667,387			3,824	3,218	1,307.8	5,427	720	0	6,147
Dover Family Hsg Annex	AF Active	Lebanon			149	364,736			77	76	43.8				
New Castle County Airport	Air Natl Guard	Newport	302-323-3500	19720	35	279,254			79		72.3	1,102	0	0	1,102
OTHER SITE(S) ¹ : 6					17	117,278			29	28	23.3	650	11	0	661
Delaware Total:					765	5,584,239	0	0	4,236	3,549	1,468.8	7,235	809	9	8,053
District of Columbia															
Fort Lesley J McNair	Army Active	Washington	202-685-3090	20319	58	1,077,443			98	98	237.4	335	792	189	1,316
Walter Reed AMC Main Post	Army Active	Washington	202-782-3501	20307	57	4,573,554			113	113	646.6	1,953	2,695	594	5,242
Bolling AFB	AF Active	Washington	202-767-4781	20332	437	4,687,902			607	607	796.1	1,793	783	0	2,576
COMNAVDIST Washington DC	Navy Active	Washington	703-545-6700		78	3,159,539			68	68	564.2	21,243	10,612	1	31,856

¹ US Locations that do not meet criteria of at least ten (10) Acres AND at least \$10M PRV. US Territories and Non-US Locations that do not meet criteria of at least ten (10) Acres OR at least \$10M PRV.

DEPARTMENT OF DEFENSE
Base Structure Report - As Of 30 Sept 03

SITE	COMPONENT	NAME NEAREST CITY	PHONE	ZIP CODE	BLDGS OWNED	BLDGS OWNED SQFT	BLDGS LEASED	BLDGS LEASED SQFT	TOTAL ACRES	ACRES OWNED	PRV (\$M)	MIL	CIV	OTHER	TOTAL
COMNAVDIST Washington DC (Bellevue)	Navy Active	Washington			191	315,030			60	60	32.5				
COMNAVDIST Washington DC (Naval Observatory)	Navy Active	Washington			35	208,770			72	72	40.5	22	89	0	111
COMNAVDIST Washington DC (NAVSTA Anacostia)	Navy Active	Washington			46	1,387,238			351	351	1,314.4	112	87	0	199
COMNAVDIST Washington DC (Ndept Potomac Annex)	Navy Active	Washington			20	199,907			10	10	34.2				
COMNAVDIST Washington DC (Nebraska Ave Complex)	Navy Active	Washington			32	581,899			38	38	148.1				
NRL Washington DC	Navy Active	Washington			82	2,946,247			133	132	715.3	14	2,230	0	2,244
PENTAGON RESERVATION	WHS	WASHINGTON		22222	27	8,199,587			442	438	3,418.4				
OTHER SITE(S)¹ : 14					28	423,320	3	1,950	88	88	246.2	1,189	1,306	0	2,495
District of Columbia Total:					1,091	27,760,436	3	1,950	2,080	2,075	8,193.9	26,661	18,594	784	46,039
Florida															
Destin Moreno Point	Army Active	Destin FL	850-837-6423	32541	22	62,672			14	14	12.9				
Sp Forces Site-Key West	Army Active	Key West		33040	9	74,855			24	24	16.4				
U.S. Army Garrison-Miami	Army Active	Miami		00934			12	456,578	38	38	62.4	201	377	43	621
LTC Luis E. Martinez USARC	Army Reserve	Miami	305-378-4822	33177	2	82,720			28	28	12.5	794	10	7	811
Orlando ASF 49	Army Reserve	Orlando		32827	2	28,764			34	34	14.3	32	0	0	32
Arbuckle Airfield	AF Active	Avon Park		33825	44	188,673			5,147	5,145	85.2				
Avon Park AF Range	AF Active	Avon Park	DSN 968-1110	33825	5	2,796			100,929	100,929	45.7	0	68	0	68
Cape Canaveral AFS	AF Active	Port Canaveral	DSN 467-1110	32950	584	3,756,416			17,092	17,087	1,313.4	332	258	0	590
Cape San Blas Missile Tracking Annex D-3	AF Active	Port St Joe		32456	14	36,874			679	679	14.7				
Cove Gardens Family Hsg Annex	AF Active	Panama City		32401	137	142,378			33	33	14.0				
Cudjoe Key AFS	AF Active	Perky		33042	12	21,614			70	67	11.0				
Eglin AF Auxiliary Field #3	AF Active	Crestview		32536	247	1,257,735			1,348	1,348	427.8	1,520	35	0	1,555
Eglin AF Auxiliary Field #6	AF Active	Milton		32570	54	185,168			629	629	80.8				
Eglin AF Auxiliary Field #9	AF Active	Mary Esther	850-884-1110	32544	528	4,248,819	76	450,404	6,634	6,634	965.6	6,919	679	0	7,598
Eglin AFB	AF Active	Valpariso	850-882-1110	32542	1,828	10,314,271			453,594	453,460	2,449.0	7,286	3,223	1	10,510
Homestead AFB	AF Active	Homestead	305-224-7023	33040	52	925,418			655	594	296.2	20	0	0	20
Jonathan Dickinson Missile Tracking Anx	AF Active	Hobe Sound			9	21,308			12		25.8				
Lynn Haven Defense Fuel Support Point	AF Active	Lynn Haven		32444	8	12,473			203	203	22.6				
MacDill AFB	AF Active	Tampa	813-828-1110	33621	480	4,621,461			5,767	5,630	1,133.4	5,283	974	37	6,294
Malabar Transmitter Annex	AF Active	Malabar		32950	11	34,256			640	640	16.0				
Patrick AFB	AF Active	Cocoa Beach	407-494-1110	32925	1,034	5,164,458			2,341	2,108	932.0	2,591	1,117	10	3,718
Tyndall AFB	AF Active	Springfield	850-283-1113	32403	997	5,015,939			28,824	28,767	1,247.4	3,939	577	0	4,516

¹ US Locations that do not meet criteria of at least ten (10) Acres AND at least \$10M PRV. US Territories and Non-US Locations that do not meet criteria of at least ten (10) Acres OR at least \$10M PRV.

DEPARTMENT OF DEFENSE
Base Structure Report - As Of 30 Sept 03

SITE	COMPONENT	NAME NEAREST CITY	PHONE	ZIP CODE	BLDGS OWNED	BLDGS OWNED SQFT	BLDGS LEASED	BLDGS LEASED SQFT	TOTAL ACRES	ACRES OWNED	PRV (\$M)	MIL	CIV	OTHER	TOTAL
Camp Blanding Military Reservation (ANG)	Air Natl Guard	Starke	904-533-3100	32091	14	87,691	3	13,090	218		14.6	2	0	0	2
Jacksonville IAP ANG	Air Natl Guard	Callahan	904-741-7100	32218	39	330,476			332		73.7	1,020	0	0	1,020
Homestead ARS	AF Reserve	Homestead	305-224-7000	33039	118	917,152			2,311	1,943	411.8	1,255	340	0	1,595
MCLB Albany (Blount Island Jax FL)	USMC Active	Jacksonville					15	610,260	262		84.6				
NAF Key West	Navy Active	Key West	305-293-4408	33040	122	965,202			4,678	4,535	519.6	958	322	0	1,280
NAF Key West (Dredgers Key-Sigsbee)	Navy Active	Key West			278	1,286,775			352	352	226.9				
NAF Key West (Fleming Key Magazine)	Navy Active	Key West			34	56,635			315	257	34.2				
NAF Key West (Peary Court)	Navy Active	Key West			51	227,622			28	28	30.6				
NAF Key West (Poinciana)	Navy Active	Key West			34	175,232			22	22	22.0				
NAF Key West (Truman Annex)	Navy Active	Key West			71	515,902			234	185	169.3				
NAF Key West (Trumbo Point Annex)	Navy Active	Key West			121	545,551	2	45,659	121	115	234.4				
NAS Jacksonville	Navy Active	Jacksonville	904-542-4011	32212	563	7,910,742			3,895	3,857	1,604.7	9,486	5,046	0	14,532
NAS Jacksonville (OLF Whitehouse)	Navy Active	Cecil Field			7	4,434			2,565	1,907	30.5				
NAS Jacksonville (Pinycastle E.W. Range)	Navy Active	Salt Springs			8	23,417			5,895	5,895	15.5				
NAS Jacksonville (Yellow Water Housing)	Navy Active	Cecil Field			43	266,312			254	254	25.2				
NAS Pensacola	Navy Active	Pensacola	850-452-0111	32508	559	8,968,651			5,761	5,583	1,950.6	3,960	2,293	0	6,253
NAS Pensacola (Corry Housing)	Navy Active	Pensacola			114	269,626			83	83	24.7				
NAS Pensacola (Corry Station)	Navy Active	Pensacola			98	1,460,545			548	547	288.9				
NAS Pensacola (Lexington Terrace Hsg)	Navy Active	Pensacola			104	145,810			43	43	13.1				
NAS Pensacola (Mariner Housing)	Navy Active	Pensacola					300	400,500	146	146	29.2				
NAS Pensacola (OLF Bronson)	Navy Active	Pensacola			20	17,658			1,098	962	114.0				
NAS Pensacola (Saufly Fields)	Navy Active	Pensacola			65	671,580	1	3,800	895	878	253.7				
NAS Whiting Field Milton	Navy Active	Milton	850-623-7011	32570	123	1,285,416			3,921	3,445	553.6	779	171	0	950
NAS Whiting Fld Milton (NOLF Choctaw)	Navy Active	Milton			3	17,748			800	800	60.3				
NAS Whiting Fld Milton (NOLF Holley)	Navy Active	Milton			1	1,024			698	662	31.0				
NAS Whiting Fld Milton (NOLF Santa Rosa)	Navy Active	Milton			1	1,024			738	690	37.1				
NAS Whiting Fld Milton (NOLF Spencer)	Navy Active	Milton							640	640	26.9				
NAS Whiting Fld Milton (Whiting Pines)	Navy Active	Milton			281	581,807			98	98	51.8				
NAWC Orlando	Navy Active	Orlando		32826	2	298,080	1	15,000	41	41	52.1	134	1,039	0	1,173
NH Jacksonville (MEDCLINIC Key West)	Navy Active	Key West			3	73,809			14	14	23.4				
NH Pensacola	Navy Active	Pensacola	850-505-7171	32512	6	345,233			43	43	85.6	1,090	330	0	1,420
NS Mayport	Navy Active	Mayport	904-270-5011	32228	608	3,103,390	17	229,918	3,248	3,015	702.2	12,887	350	0	13,237

¹ US Locations that do not meet criteria of at least ten (10) Acres AND at least \$10M PRV. US Territories and Non-US Locations that do not meet criteria of at least ten (10) Acres OR at least \$10M PRV.

DEPARTMENT OF DEFENSE
Base Structure Report - As Of 30 Sept 03

SITE	COMPONENT	NAME NEAREST CITY	PHONE	ZIP CODE	BLDGS OWNED	BLDGS OWNED SQFT	BLDGS LEASED	BLDGS LEASED SQFT	TOTAL ACRES	ACRES OWNED	PRV (\$M)	MIL	CIV	OTHER	TOTAL
NS Mayport (FISC)	Navy Active	Jacksonville			20	34,409			181	150	87.5	0	309	0	309
NS Mayport (Ribault Bay Village)	Navy Active	Atlantic Beach			91	579,080			158	158	48.8				
NSWC COASTSYSTA	Navy Active	Panama City	850-234-4011	32407	211	1,337,999	10	63,800	667	649	250.9	501	1,351	0	1,852
NAS Cecil Field CSO	Caretaker	Cecil Field		32215	158	1,315,634			8,279	8,279	620.1	0	35	0	35
NTC Orlando CSO	Caretaker	Orlando			200	4,594,714			1,036	1,031	839.2	0	26	0	26
NTC Orlando CSO (Area C)	Caretaker	Orlando			19	183,925			46	46	21.1				
NTC Orlando CSO (Herndon Annex)	Caretaker	Orlando			6	135,509			54	54	18.1				
NTC Orlando CSO (NTC Annex)	Caretaker	Orlando			100	882,857			713	713	159.1				
OTHER SITE(S) ¹: 127					204	1,938,761	87	719,759	16,033	6,076	1,006.5	8,155	1,317	13	9,485
Florida Total:					10,579	77,756,500	524	3,008,768	692,196	678,283	20,046.4	69,144	20,247	111	89,502
Georgia															
Dahlonaga	Army Active	Dahlonaga Ga	706-864-3327	30533	45	131,965			289	289	26.8	193	5	8	206
Fort Benning	Army Active	Columbus	706-545-2011	31905	2,488	19,524,493			171,873	171,867	3,483.8	23,423	2,809	2,539	28,771
Fort Gillem	Army Active	Forest Park	404-469-5000	30297	127	5,331,924			1,531	1,474	808.9	1,491	617	1,710	3,818
Fort Gordon	Army Active	Augusta	706-791-0110	30905	1,012	8,674,173			55,597	55,596	1,748.6	10,464	1,738	1,648	13,850
Fort Gordon Recreation Area	Army Active	Augusta		30905	52	54,280			909	909	19.4				
Fort McPherson	Army Active	Atlanta	404-464-3113	30330	204	2,186,252			487	487	408.6	1,131	1,805	949	3,885
Fort Stewart	Army Active	Hinesville	912-767-1411	31314	2,009	11,188,612	8	38,739	279,271	279,270	2,392.6	13,628	1,611	1,562	16,801
Hunter Army Airfield	Army Active	Savannah	912-352-6521	31409	591	3,394,851			5,653	5,372	906.2	3,928	296	501	4,725
VTS Catoosa	Army Guard	Tunnel Hill, Ga	706-935-4897		36	77,415			1,627	1,627	21.9	0	0	5	5
Decatur USARC	Army Reserve	Decatur	404-286-3240	30032	1	85,680			11		12.7	1,012	18	0	1,030
Dobbins USARC/ASF	Army Reserve	Marietta		30069			6	43,019	24	24	11.0	77	8	0	85
Air Force Plant No 6	AF Active	Marietta	770-494-3922	30060	91	6,437,609			755	755	1,111.4				
Moody AFB	AF Active	Valdosta	229-257-3395	31699	429	2,734,788			5,497	5,095	735.1	3,735	371	0	4,106
Robins AFB	AF Active	Warner Robins	478-926-1110	31098	1,000	13,662,845			8,435	8,282	3,220.0	7,915	11,507	0	19,422
Glynco ANGS	Air Natl Guard	Brunswick	912-265-2070	31525	5	67,410			14		11.2				
Savannah/Hilton Head IAP	Air Natl Guard	Savannah	912-966-8210	31408	104	658,287			239		159.1	967	0	0	967
Dobbins ARB	AF Reserve	Marietta	770-919-5000	30069	85	956,060			1,913	1,666	326.2	1,793	296	0	2,089
MCLB Albany	USMC Active	Albany	229-639-5000	31704	317	6,230,000			3,619	3,616	862.4	939	3,755	0	4,694
MCLB Albany (Hospital Site)	USMC Active	Albany			1	76,211			10	10	14.2				
MCLB Albany (Housing Area No 1)	USMC Active	Albany			253	511,027			120	120	36.6				
NAVSCSCOL Athens	Navy Active	Athens		30606	45	425,687			58	58	64.7	139	65	0	204
SUBASE Kings Bay	Navy Active	Kings Bay	912-673-2001	31547	377	4,425,440			16,609	12,957	1,631.1	4,161	1,572	0	5,733
NAS Atlanta	Navy Reserve	Marietta	770-919-6392	30060	82	637,449			133	133	140.0	2,258	193	0	2,451
NMCR Atlanta	Navy Reserve	Marietta		30069	2	97,010			20	18	14.6	143	0	0	143
OTHER SITE(S) ¹: 39					330	1,725,288	8	72,857	12,396	12,076	459.6	3,228	242	3	3,473
Georgia Total:					9,686	89,294,756	22	154,615	567,091	561,702	18,626.9	80,625	26,908	8,925	116,458
Guam															
Guam US Army Reserve Center	Army Active	Agana		96550			4	37,537	36	36	13.5	385	8	0	393
Fort Juan Muna	Army Guard	Tamuning			39	88,220			15	15	27.5				

¹ US Locations that do not meet criteria of at least ten (10) Acres AND at least \$10M PRV. US Territories and Non-US Locations that do not meet criteria of at least ten (10) Acres OR at least \$10M PRV.

DEPARTMENT OF DEFENSE
Base Structure Report - As Of 30 Sept 03

SITE	COMPONENT	NAME NEAREST CITY	PHONE	ZIP CODE	BLDGS OWNED	BLDGS OWNED SQFT	BLDGS LEASED	BLDGS LEASED SQFT	TOTAL ACRES	ACRES OWNED	PRV (\$M)	MIL	CIV	OTHER	TOTAL
Guarng Barrigada Complex	Army Guard	Barrigada			2	45,423			51	51	15.8	582	0	0	582
Andersen Administration Annex	AF Active	Agana			126	799,263			2,024	1,969	237.0				
Andersen AFB	AF Active	Agana	671-366-1110	96543	1,240	4,683,110	6	279,039	11,050	11,047	3,311.7	2,137	406	0	2,543
Andersen AFS	AF Active	Agana			6	14,584			32	24	17.4				
Andersen Communications Annex Nr 2	AF Active	Agana							432	432	8.0				
Andersen Family Hsg Annex No 1	AF Active	Agana							102	102	1.2				
Andersen Family Hsg Annex No 4	AF Active	Agana			11	19,437			408	408	21.1				
Andersen Petrol Product Storage Anx No 1	AF Active	Agana			2	1,768			82	19	37.2				
Andersen Petrol Product Storage Anx Nr 2	AF Active	Agana			10	24,855			64	64	64.1				
Andersen Vor Annex	AF Active	Agana							346	346	2.9				
Andersen Water Supply Annex	AF Active	Agana							55	8	11.3				
Northwest Guam AFB	AF Active	Agana			9	53,495			4,378	4,378	511.6				
COMNAVMARIANAS Guam	Navy Active	Finegayan			417	3,307,319	1	157	4,931	4,890	2,126.1	3,472	345	0	3,817
COMNAVMARIANAS Guam (Apra Heights Hsg)	Navy Active	Apra			192	477,422					105.1				
COMNAVMARIANAS Guam (Barrigada-Nctams-Hsg)	Navy Active	Barrigada			5	31,226					12.1				
COMNAVMARIANAS Guam (Harbor View Hsg)	Navy Active	Santa Rita			171	561,423					117.5				
COMNAVMARIANAS Guam (Lockwood Terrace Hsg)	Navy Active	Santa Rita			252	407,598					70.2				
COMNAVMARIANAS Guam (MCB Camp Covington)	Navy Active	Santa Rita			44	394,433			334	334	141.7				
COMNAVMARIANAS Guam (Mt Tenjo)	Navy Active	Piti							240	240					
COMNAVMARIANAS Guam (Naval Hospital Hsg)	Navy Active	Agana			36	98,341					21.5				
COMNAVMARIANAS Guam (NAVMAG Guam)	Navy Active	Santa Rita							8,645	8,644					
COMNAVMARIANAS Guam (Nimitz Hill Hsg)	Navy Active	Nimitz Hill			52	120,718			5		30.1				
COMNAVMARIANAS Guam (No Finegayan Hsg)	Navy Active	Finegayan			145	385,336					73.5				
COMNAVMARIANAS Guam (No Tipalao Hsg)	Navy Active	Apra			169	374,890					80.3				
COMNAVMARIANAS Guam (Sasa Valley)	Navy Active	Piti							415	412					
COMNAVMARIANAS Guam (Ship Repair)	Navy Active	Apra			59	451,744			98	98	250.6				
COMNAVMARIANAS Guam (So Finegayan-Dps-Hsg)	Navy Active	Finegayan			225	1,246,010					236.2				
COMNAVMARIANAS Guam (So Tipalao Hsg)	Navy Active	Apra			114	249,466					75.8				

¹ US Locations that do not meet criteria of at least ten (10) Acres AND at least \$10M PRV. US Territories and Non-US Locations that do not meet criteria of at least ten (10) Acres OR at least \$10M PRV.

DEPARTMENT OF DEFENSE
Base Structure Report - As Of 30 Sept 03

SITE	COMPONENT	NAME NEAREST CITY	PHONE	ZIP CODE	BLDGS OWNED	BLDGS OWNED SQFT	BLDGS LEASED	BLDGS LEASED SQFT	TOTAL ACRES	ACRES OWNED	PRV (\$M)	MIL	CIV	OTHER	TOTAL
COMNAVMARIANAS Guam (Tenjo Vista)	Navy Active	Piti							251	251					
FLEHOSPSUPPOFF (Guam)	Navy Active	Barrigada			2	139,700					40.6				
NAVCOMTELSTA Guam	Navy Active	Finegayan		96537	62	479,078			2,962	2,959	292.6	0	75	0	75
NAVCOMTELSTA Guam (Barrigada)	Navy Active	Barrigada			17	107,707			1,083	1,081	63.1				
NH Guam	Navy Active	Naval Supply Depot		96538	22	424,515			88	88	252.3	525	93	0	618
PWC Guam	Navy Active	Agat		96540	31	255,587			524	395	985.3	0	69	0	69
PWC Guam (Agana)	Navy Active	Agana							1		21.8				
PWC Guam (Apra Heights)	Navy Active	Apra							3		10.0				
PWC Guam (Barrigada)	Navy Active	Barrigada			2	11,682			10		75.0				
PWC Guam (Faa Transm Site)	Navy Active	Barrigada							13	13					
PWC Guam (Harmon)	Navy Active	Dededo							10	8					
PWC Guam (Marboheights)	Navy Active	Mangilao							45	0	1.0				
PWC Guam (NAS Agana)	Navy Active	Agana							22						
PWC Guam (Navmag)	Navy Active	Santa Rita			1	1,344			21	17	397.1				
PWC Guam (NCS Finegayan)	Navy Active	Finegayan							20		90.9				
PWC Guam (Nimitz Hill)	Navy Active	Nimitz Hill							31		11.0				
PWC Guam (Piti)	Navy Active	Piti			9	40,395					186.2				
PWC Guam (Polaris Point)	Navy Active	Apra							11		3.6				
PWC Guam (PWC Administration)	Navy Active	Apra			6	84,451					28.7				
PWC Guam (Sasa Valley)	Navy Active	Piti							12		0.5				
PWC Guam (South Finegayan)	Navy Active	Finegayan									18.9				
PWC Guam (Tanguisson Point)	Navy Active	Dededo							27	27	91.6				
NAS Agana CSO	Caretaker	Agana		96540	277	1,283,196	1	39,400			785.0	33	3	0	36
NAS Agana CSO (Glup 94 BRAC IV)	Caretaker	Agana			14	39,796					19.5				
OTHER SITE(S) ¹: 25					9	31,988	1	168	23	4	42.4	0	3	0	3
Guam Total:					3,778	16,735,520	13	356,301	38,897	38,360	11,038.1	7,134	1,002	0	8,136

Hawaii

Aliamanu Military Reservation	Army Active	Honolulu		96857	751	4,519,996			603	597	845.4	4	30	91	125
Dillingham Mil Res	Army Active	Waialua		96857	16	10,583			664	628	89.0				
Fort De Russy	Army Active	Honolulu		96857	6	780,021			73	71	260.3	0	5	903	908
Fort Shafter	Army Active	Honolulu	808-438-9375	96857	307	2,472,229			591	590	767.5	2,040	1,202	463	3,705
Helemano Military Reservation	Army Active	Wahiawa		96857	236	1,783,283			290	282	418.9	474	19	49	542
Kahuku Tng Area	Army Active	Kahuku		96857	15	21,325			9,409	8,241	27.1				
Kilauea Mil Reserve	Army Active	Hilo		96857	85	157,030			72	55	71.0	0	11	81	92
Kipapa Ammo Storage Site	Army Active	Waipahu		96857	80	209,297			401	370	82.3				
Makua Mil Reserve	Army Active	Waianae		96857	2	1,900			4,195	3,413	16.1				
Pohakuloa Training Area	Army Active	Hilo	808-438-3501	96857	164	269,266			107,872	84,816	193.1	21	104	28	153
Pupukea Paalaa Uka Mil Road	Army Active	Wahiawa		96857					109		12.3				
Schofield Bks Mil Reserve	Army Active	Wahiawa	808-449-1110	96857	1,443	11,965,807			16,674	13,607	3,441.4	9,529	866	1,236	11,631

¹ US Locations that do not meet criteria of at least ten (10) Acres AND at least \$10M PRV. US Territories and Non-US Locations that do not meet criteria of at least ten (10) Acres OR at least \$10M PRV.

DEPARTMENT OF DEFENSE
Base Structure Report - As Of 30 Sept 03

SITE	COMPONENT	NAME NEAREST CITY	PHONE	ZIP CODE	BLDGS OWNED	BLDGS OWNED SQFT	BLDGS LEASED	BLDGS LEASED SQFT	TOTAL ACRES	ACRES OWNED	PRV (\$M)	MIL	CIV	OTHER	TOTAL
Signal Cable Trunking System	Army Active	Wahiawa		96857	44	9,171			201	62	79.3				
Tripler AMC	Army Active	Honolulu	808-433-2778	96857	78	1,956,911			367	358	662.7	794	1,054	984	2,832
USA Field Station Kunia	Army Active	Kunia		96857	11	272,159			95	34	127.0	13	0	114	127
Waianae	Army Active	Waianae		96857	47	46,546	1	637	14	13	20.5	0	0	25	25
Waikakalaua Ammo Stor Tunnels	Army Active	Milliani		96857	49	104,236			314	313	44.9				
Wheeler Army Airfield	Army Active	Wahiawa		96857	379	2,121,247			1,370	1,369	837.3	1,970	389	241	2,600
Kalaeloa	Army Guard	Kapolei			31	490,924			150	150	200.1	882	10	190	1,082
TS Waiawa Gulch	Army Guard	Pearl City	808-456-3209		14	143,102			19	19	24.0	280	18	3	301
Bellows AFS	AF Active	Waimanalo	808-259-4220	96795	96	129,649			487	410	129.2	27	3	0	30
Hickam AFB	AF Active	Honolulu	808-449-7110	96853	1,122	8,572,415			2,523	2,515	2,952.9	5,883	1,327	17	7,227
Hickam Petroleum Products Storage Anx	AF Active	Wahiawa		96786	16	9,580			151	98	118.4				
Kaena Point Sattelite Tracking Station	AF Active	Waialua			22	59,983			153	2	64.4	4	19	0	23
Kokee AFS	AF Active	Kekaha		96796	11	21,868			11		11.3	47	0	0	47
Barking Sands Communication Station	Air Natl Guard	Kekaha		96752			3	30,508	14	14	13.6				
MCB HAWAII Kaneohe	USMC Active	Kaneohe	808-257-7772	96863	571	4,584,355			3,905	3,904	2,140.4	9,569	1,004	0	10,573
MCB Hawaii Kaneohe (Housing)	USMC Active	Kaneohe			1,044	3,646,265			123	123	625.4				
MCB Hawaii Kaneohe (Manana Capehart)	USMC Active	Pearl City			109	271,137			62	62	49.5				
MCB Hawaii Kaneohe (Oahu)	USMC Active	Camp Hm Smith M Corp			65	708,598			221	219	218.9	0	165	0	165
MCB Hawaii Kaneohe (Pearl City Annex)	USMC Active	Pearl City			6	235,427			27	27	46.5				
MCB Hawaii Kaneohe (Puuloa-Oahu)	USMC Active	Ewa Beach			22	58,897			140	140	107.7				
COMNAVREG Pearl Harbor (Barbers Point)	Navy Active	Barbers Point			159	923,557			945	942	288.6				
FISC Pearl Harbor	Navy Active	Pearl Harbor		96860	35	1,275,262			220	215	496.6	21	266	0	287
FISC Pearl Harbor (P C Peninsula Storage)	Navy Active	Pearl City							27	27	34.3				
FISC Pearl Harbor (Red Hill Area)	Navy Active	Honolulu			5	11,649			243	242	650.2				
NAVMAG Pearl Harbor (Lualualei)	Navy Active	Lualualei			319	891,839			7,468	7,468	416.8	0	15	0	15
NAVMAG Pearl Harbor (Waikale)	Navy Active	Waipahu			141	459,428			516	515	214.0				
NAVMAG Pearl Harbor (West Loch)	Navy Active	Ewa Beach			136	745,022			2,663	2,649	371.6	114	0	0	114
NCTAMS Pac Honolulu	Navy Active	Wahiawa	808-653-5385	96786	76	425,093			707	685	230.7	695	125	0	820
NCTAMS PAC Honolulu (Lualualei)	Navy Active	Lualualei			16	97,253			1,718	1,718	70.7				
NS Pearl Harbor	Navy Active	Pearl Harbor	808-473-3646	96860	324	3,704,723			5,174	5,174	1,334.0	272	6	0	278
NS Pearl Harbor (Common Use Road)	Navy Active	Pearl Harbor							19	19	20.2				
NS Pearl Harbor (Ford Island)	Navy Active	Ford Island			70	1,497,123			425	425	718.3				
NS Pearl Harbor (Moanalua)	Navy Active	Pearl Harbor			2	101,966			12	12	27.9				
NS Pearl Harbor (Pearl City)	Navy Active	Pearl City			4	46,856			23	23	28.7				

¹ US Locations that do not meet criteria of at least ten (10) Acres AND at least \$10M PRV. US Territories and Non-US Locations that do not meet criteria of at least ten (10) Acres OR at least \$10M PRV.

DEPARTMENT OF DEFENSE
Base Structure Report - As Of 30 Sept 03

SITE	COMPONENT	NAME NEAREST CITY	PHONE	ZIP CODE	BLDGS OWNED	BLDGS OWNED SQFT	BLDGS LEASED	BLDGS LEASED SQFT	TOTAL ACRES	ACRES OWNED	PRV (\$M)	MIL	CIV	OTHER	TOTAL
NS Pearl Harbor (SUBASE)	Navy Active	Pearl Harbor			8	167,776			106	106	49.5				
NSY AND IMF Pearl Harbor	Navy Active	Pearl Harbor		96860	140	3,454,427			290	290	1,557.7	698	4,359	0	5,057
PACMISRANFAC Hawaiian Area	Navy Active	Kekaha		96752	216	536,244			2,061	1,928	343.5	93	70	0	163
PACMISRANFAC Hawaiian Area (Kamokala Ridge)	Navy Active	Kekaha			13	23,582			89		12.3				
PACMISRANFAC Hawaiian Area (Makaha Ridge)	Navy Active	Kokee			9	13,911			245		39.9				
PWC Pearl Harbor	Navy Active	Pearl Harbor		96860	51	339,612			1,151	1,142	108.7	13	1,541	0	1,554
PWC Pearl Harbor (Barbers Point)	Navy Active	Barbers Point			187	1,021,678			126	118	300.1				
PWC Pearl Harbor (Camp Stover)	Navy Active	Wheeler AFB			62	350,502			35	35	68.2				
PWC Pearl Harbor (Doris Miller Park Hsg)	Navy Active	Honolulu			65	393,411			12	12	62.1				
PWC Pearl Harbor (Ford Island)	Navy Active	Ford Island			44	96,228			33	33	50.5				
PWC Pearl Harbor (Halawa Housing)	Navy Active	Halawa Heights			22	117,216			26	21	27.1				
PWC Pearl Harbor (Hickam AFB)	Navy Active	Hickam A F Base							23	23	917.6				
PWC Pearl Harbor (Iroquois Point)	Navy Active	Ewa Beach			775	1,491,693			244	244	262.9				
PWC Pearl Harbor (Manana Housing)	Navy Active	Pearl City			49	125,391			37	35	27.5				
PWC Pearl Harbor (Pearl City Housing)	Navy Active	Pearl City			250	978,614			13	11	184.2				
PWC Pearl Harbor (Puuloa)	Navy Active	Ewa Beach			98	715,429			70	70	132.5				
Barbers Point CSO	Caretaker	Barbers Point		96707	116	855,077			1,246	1,121	429.4	63	93	0	156
OTHER SITE(S) ¹: 119					1,852	6,402,084	27	128,777	59,041	28,744	2,440.6	13,475	1,821	2	15,298
Hawaii Total:					12,086	72,895,852	31	159,922	236,303	176,549	26,615.1	46,981	14,522	4,427	65,930
Idaho															
Idaho Launch Complex	Army Active	Mountain Home		88002					34		10.4				
Edgemoade TS Mtn Home	Army Guard	Mountain Home			11	60,986			150	150	11.5	44	0	0	44
Mountain Home AFB	AF Active	Mountain Home	208-828-2111	83648	1,109	4,991,290			6,844	6,442	1,753.9	4,440	417	0	4,857
Saylor Creek AF Range	AF Active	Bruneau		83604	2	4,188			109,466	103,386	14.2				
Boise Air Terminal (ANG)	Air Natl Guard	Boise	208-422-5322	83705	193	1,628,424			576		330.3	1,277	0	0	1,277
NSWC Div Carderock (Bayview ID)	Navy Active	Bayview			12	80,403			22	22	24.6	0	88	0	88
OTHER SITE(S) ¹: 53					41	149,610	8	118,957	20,311	16,326	64.9	819	21	0	840
Idaho Total:					1,368	6,914,901	8	118,957	137,403	126,326	2,209.9	6,580	526	0	7,106
Illinois															
Charles Melvin Price Spt Ctr	Army Active	Granite City	618-452-4260	62040	9	348,636			136	136	47.1	0	8	0	8
Joliet AAP Elwood	Army Active	Joliet		60481	465	1,668,719			3,186	3,186	382.3				
Joliet AAP Kankakee	Army Active	Joliet		60481	16	45,114			1,597	1,597	31.8	0	2	0	2
Rock Island Arsenal	Army Active	Rock Island	309-782-6001	61299	137	6,351,614	6	52,556	892	891	1,235.2	386	4,472	786	5,644
Savanna Depot Act	Army Active	Clinton, IA	815-273-8000	61074	834	3,579,987			9,818	9,818	1,260.8	0	10	2	12
N Riverside (Ng Maint Center)	Army Guard	North Riverside	847-824-6007		19	184,815			21	21	39.2	553	58	7	618

¹ US Locations that do not meet criteria of at least ten (10) Acres AND at least \$10M PRV. US Territories and Non-US Locations that do not meet criteria of at least ten (10) Acres OR at least \$10M PRV.

DEPARTMENT OF DEFENSE
Base Structure Report - As Of 30 Sept 03

SITE	COMPONENT	NAME NEAREST CITY	PHONE	ZIP CODE	BLDGS OWNED	BLDGS OWNED SQFT	BLDGS LEASED	BLDGS LEASED SQFT	TOTAL ACRES	ACRES OWNED	PRV (\$M)	MIL	CIV	OTHER	TOTAL
Col P. Schulstad USARC	Army Reserve	Arlington Hghts		60005	7	144,402			48	48	40.2	597	28	0	625
Granite City OMS/Storage	Army Reserve	Granite City		62040	19	148,578			42	42	31.5	339	4	0	343
North Shore Memorial USARC	Army Reserve	Lakeforest		60037	3	46,760			14	14	11.9	220	7	6	233
Parkhurst USARC/OMS/Ds	Army Reserve	Darien	630-910-3213	60561	2	87,595			13	13	20.1	327	21	0	348
Sheridan Reserve Complex	Army Reserve	Highland Park	847-266-2450	60037	37	462,145			90	90	94.8	1,200	63	10	1,273
USAR Joliet Outdr Tng (Elwood)	Army Reserve	Joliet		60421	23	40,853			3,585	3,585	17.0				
Vietnam Vet Memorial USARC	Army Reserve	Homewood	708-957-2036	60430	4	35,903			46	44	13.8	135	6	7	148
Scott AFB	AF Active	Shiloh	618-256-1110	62225	555	5,706,235	323	1,195,057	3,545	2,522	2,028.5	7,799	2,449	1	10,249
Scott Radio Relay Annex	AF Active	Rentchler		62221	2	3,405			29	29	10.4				
Capital Municipal Airport ANG	Air Natl Guard	Springfield	217-757-1219	63707	32	298,797			91		84.9	1,139	0	0	1,139
Greater Peoria Regional Airport ANG	Air Natl Guard	Bartonville	309-633-5210	61607	31	413,229			339		135.9	1,276	0	0	1,276
NH Great Lakes	Navy Active	Great Lakes		60088	28	1,217,011			85	85	368.4	1,182	447	0	1,629
NTC Great Lakes	Navy Active	Great Lakes			205	9,314,425			1,057	1,039	2,187.9	5,046	592	0	5,638
NTC Great Lakes (Fort Sheridan Housing)	Navy Active	Fort Sheridan			134	683,632			206	206	106.2				
NTC Great Lakes (Glenview Housing)	Navy Active	Glenview			120	727,699			93	93	86.7				
NTC Great Lakes (NTC Housing)	Navy Active	Great Lakes			741	3,161,228			528	528	388.5				
PWC Great Lakes	Navy Active	Great Lakes		60088	15	210,138			45	43	473.0	10	698	0	708
OTHER SITE(S) ¹: 44					314	3,686,644	9	227,533	1,540	1,509	274.4	3,246	91	13	3,350
Illinois Total:					3,752	38,567,564	338	1,475,146	27,048	25,542	9,370.8	23,455	8,956	832	33,243
Indiana															
Fort Benjamin Harrison	Army Active	Indianapolis	317-532-4100	46226	151	1,459,419			1,732	1,732	365.2				
Indiana AAP	Army Active	Charlestown	812-284-7707	47111	1,249	4,277,828			11,347	9,790	1,361.8				
Jefferson Proving Ground	Army Active	Madison	812-273-2551	47250	205	386,013			54,018	54,012	194.3	0	1	0	1
Newport Chem Depot	Army Active	Terre Haute	765-245-4502	47966	164	789,896	1	3,000	8,498	7,098	333.6	1	46	54	101
Camp Atterbury	Army Guard	Edinburgh	812-526-1169		371	1,178,701			33,139	33,139	352.4	838	81	80	999
Fort Ben Harrison USARC	Army Reserve	Lawrence (Indy)		46216	19	276,147			138	138	49.3	290	31	0	321
Lyle J. Thompson USARC	Army Reserve	South Bend	219-232-8818	46628	3	57,885			12		11.0	163	22	0	185
Grissom AFB	AF Active	Bunker Hill	765-688-5211	46971	46	597,916			2,880	2,423	200.3	10	7	0	17
Fort Wayne IAP	Air Natl Guard	Fort Wayne	219-478-3210	46809	28	324,389			166		100.6	977	0	0	977
Hulman Regional Airport	Air Natl Guard	Terre Haute	812-877-5210	47803	49	339,172			279	37	97.2	1,011	0	0	1,011
NSWC Crane	Navy Active	Crane		47522	2,381	10,966,385			62,469	62,467	3,316.3	197	3,098	0	3,295
NAWC-AD Indianapolis CSO	Caretaker	Indianapolis			46	939,121			70	70	199.9	9	12	0	21
OTHER SITE(S) ¹: 28					129	1,609,313	1,932	7,312,202	3,295	3,268	2,657.0	4,324	746	3	5,073
Indiana Total:					4,841	23,202,185	1,933	7,315,202	178,043	174,174	9,238.8	7,820	4,044	137	12,001
Iowa															
Iowa.AAP	Army Active	Burlington	319-754-8605	52638	1,010	4,175,523			19,011	19,011	1,274.0	0	27	14	41
Camp Dodge Johnston TS	Army Guard	Johnston			29	661,386			2,107	2,107	177.8				
Des Moines Reserve Complex	Army Reserve	Des Moines	515-285-4113	50315	10	185,832			40	40	31.9	661	22	48	731

¹ US Locations that do not meet criteria of at least ten (10) Acres AND at least \$10M PRV. US Territories and Non-US Locations that do not meet criteria of at least ten (10) Acres OR at least \$10M PRV.

DEPARTMENT OF DEFENSE
Base Structure Report - As Of 30 Sept 03

SITE	COMPONENT	NAME NEAREST CITY	PHONE	ZIP CODE	BLDGS OWNED	BLDGS OWNED SQFT	BLDGS LEASED	BLDGS LEASED SQFT	TOTAL ACRES	ACRES OWNED	PRV (\$M)	MIL	CIV	OTHER	TOTAL
Des Moines IAP ANG	Air Natl Guard	Des Moines	515-256-8210	50321	30	210,730	4	168,569	172		93.8				
Sioux Gateway Airport/Col Bud Day Field (ANG)	Air Natl Guard	Sergeant Bluff	712-233-02/0	51111	40	371,856			288	16	97.6	917	0	0	917
OTHER SITE(S) ¹: 29					75	522,019	6	63,358	224	160	107.8	2,198	73	0	2,271
Iowa Total:					1,194	6,127,346	10	231,927	21,842	21,334	1,782.9	3,776	122	62	3,960
Johnston Atoll															
Johnston Atoll Airfield	AF Active	Honolulu			235	1,305,715			684	684	945.1	17	1	0	18
Johnston Atoll Total:					235	1,305,715	0	0	684	684	945.1	17	1	0	18
Kansas															
Def Ind Plt Eqp Fac	Army Active	Atchison		66002	6	2,649,312			125	125	226.2				
Fort Leavenworth	Army Active	Leavenworth	913-684-4021	66027	790	8,202,308			5,637	5,637	1,656.4	1,382	1,412	1,567	4,361
Fort Riley	Army Active	Junction City	785-239-3911	66442	1,712	13,206,230	1	3,706	100,656	100,652	3,199.3	8,949	1,718	1,586	12,253
Kansas AAP	Army Active	Parsons	620-421-7400	67357	510	2,165,646			13,835	13,727	607.8	0	8	3	11
Sunflower AAP	Army Active	Desoto	913-791-6786	66018	554	1,787,526			9,542	9,063	818.8	0	0	6	6
New Century USARC/ASF # 37	Army Reserve	Olathe	913-782-1077	66031	3	84,786			18	16	18.0	447	44	0	491
Topeka Future	Army Reserve	Topeka	785-267-6243	66609	2	47,527			12	12	65.5	322	9	0	331
Wichita USARC	Army Reserve	Wichita	316-681-1759	67210	3	155,043			18	18	25.5	764	126	0	890
McConnell AFB	AF Active	Wichita	316-759-6100	67221	606	4,494,662			3,194	2,590	1,294.5	4,437	325	0	4,762
Forbes Field ANG	Air Natl Guard	Pauline	785-861-4210	66619	32	516,044			217	193	146.9	942	0	0	942
Smoky Hill ANG Range	Air Natl Guard	Brookville		67425	30	44,018			33,873	33,873	54.8	23	0	0	23
OTHER SITE(S) ¹: 28					43	356,036	9	67,266	527	238	72.6	1,487	33	0	1,520
Kansas Total:					4,291	33,709,138	10	70,972	167,654	166,144	8,186.3	18,753	3,675	3,162	25,590
Kentucky															
Blue Grass Army Depot	Army Active	Richmond	859-625-6380	40475	1,079	3,806,641			14,596	14,596	949.8	47	529	78	654
Fort Campbell	Army Active	Clarksville	270-798-2151	42223	1,569	11,219,282			36,596	35,985	2,460.2	21,443	1,993	2,381	25,817
Fort Knox	Army Active	Radcliff	502-624-1181	40121	2,284	15,979,979			109,210	109,054	3,686.4	14,724	2,574	2,226	19,524
Lexington Facility	Army Active	Lexington	859-252-7550	40475	10	166,439			780	780	80.5	5	0	0	5
Brooks-Lawler USARC/AMSA #71	Army Reserve	Newport	606-441-3025	41075	7	64,755			15	15	11.4	322	21	0	343
Louisville Kentucky	Army Reserve	Louisville	502-454-2908	40205	8	165,784	2	26,562	23	23	32.1	536	9	0	545
Standiford Field ANG	Air Natl Guard	Louisville	502-364-9400	40213	12	350,102			81		79.6	1,202	0	0	1,202
NSWC Louisville CSO	Caretaker	Louisville		40214	75	1,703,126			152	152	308.4				
OTHER SITE(S) ¹: 23					34	243,465	14	93,011	806	794	60.8	1,384	30	0	1,414
Kentucky Total:					5,078	33,699,573	16	119,573	162,260	161,400	7,669.2	39,663	5,156	4,685	49,504
Louisiana															
England Authority	Army Active	Alexandria		71303			21	110,460	247		19.9				
Fort Polk	Army Active	Leesville	337-531-2911	71459	1,078	7,243,170	4	754,664	198,721	197,930	2,773.9	7,692	1,898	1,235	10,825
Louisiana AAP	Army Active	Shreveport		71023	566	2,601,257			1,283	1,283	767.9	234	3	235	472

¹ US Locations that do not meet criteria of at least ten (10) Acres AND at least \$10M PRV. US Territories and Non-US Locations that do not meet criteria of at least ten (10) Acres OR at least \$10M PRV.

DEPARTMENT OF DEFENSE
Base Structure Report - As Of 30 Sept 03

SITE	COMPONENT	NAME NEAREST CITY	PHONE	ZIP CODE	BLDGS OWNED	BLDGS OWNED SQFT	BLDGS LEASED	BLDGS LEASED SQFT	TOTAL ACRES	ACRES OWNED	PRV (\$M)	MIL	CIV	OTHER	TOTAL	
Camp Minden	Army Guard	Minden	318-459 5652		49	263,670			13,665	13,665	39.0	0	0	240	240	
Barksdale AFB	AF Active	Bossier City	318-456-1110	71110	842	5,867,296			22,361	21,802	1,606.6	7,444	491	0	7,935	
New Orleans NAS ANG	Air Natl Guard	Belle Chasse	504-391-7046	70143	38	332,034			67		73.0	1,023	0	0	1,023	
NAS JRB New Orleans	Navy Reserve	Belle Chasse	504-678-3253	70143	159	1,494,181			4,901	3,252	475.5	1,799	924	0	2,723	
NRC New Orleans	Navy Reserve	New Orleans		70142	5	69,597			13	13	11.8	576	0	0	576	
NSA New Orleans	Navy Reserve	New Orleans	504-678-5011	70142	73	945,436			199	188	199.1	697	128	0	825	
NSA New Orleans (East Bank)	Navy Reserve	New Orleans			9	1,017,682			26	25	180.4					
OTHER SITE(S) ¹ : 29						516	2,751,796	36	399,305	4,525	4,397	198.7	6,000	241	0	6,241
Louisiana Total:					3,335	22,586,119	61	1,264,429	246,007	242,555	6,345.9	25,465	3,685	1,710	30,860	

Maine

Columbia Falls Radar Site	AF Active	Columbia Falls		04623	4	20,375			1,060	1,060	38.0					
Searsport Defense Fuel Support Point	AF Active	Searsport		04974	11	12,839			1,266	20	300.6	0	4	0	4	
Bangor IAP (ANG)	Air Natl Guard	Bangor	207-990-7700	04401	55	727,586			500	306	224.9	932	0	0	932	
South Portland ANG	Air Natl Guard	South Portland		04106	9	55,641			12		10.0	271	0	0	271	
NAS Brunswick	Navy Active	Brunswick	207-921-1110	04011	187	1,808,125			3,221	3,181	630.2	3,933	351	0	4,284	
NAS Brunswick (McKeen Street)	Navy Active	Brunswick			187	362,494			75	70	37.4					
NAS Brunswick (Topsham)	Navy Active	Topsham			60	295,862			91	91	43.4	1	0	0	1	
NAVSECGRUACT Winter Harbor (Corea Maine)	Navy Active	Corea			10	77,963			461	461	70.5					
NAVSECGRUACT Winter Harbor (Winter Harbor Maine)	Navy Active	Winter Harbor			41	124,905			24	23	12.5					
NAVSPACT Portsmouth Shipyard	Navy Active	Kittery		06349	209	2,193,607			25	25	565.2	117	595	0	712	
NCTS Cutler	Navy Active	Cutler		04626	41	167,255			67	55	29.6	0	81	0	81	
NCTS Cutler (HF Area)	Navy Active	Cutler			1	13,120			128	128	12.9					
NCTS Cutler (VLF Area)	Navy Active	Cutler			10	67,479			2,805	2,805	81.2					
NSY Portsmouth	Navy Active	Kittery		03801	47	1,770,001			273	273	505.5	35	4,160	0	4,195	
OTHER SITE(S) ¹ : 22						134	1,811,607	1	4,484	16,243	16,195	56.1	386	19	4	409
Maine Total:					1,006	9,508,859	1	4,484	26,251	24,693	2,618.1	5,675	5,210	4	10,889	

Maryland

Aberdeen Proving Ground	Army Active	Aberdeen	410-278-5201	21005	1,838	14,131,343			72,406	72,229	3,038.7	4,842	6,224	1,118	12,184
Blossom Pt Research Facility	Army Active	Washington D C			38	68,360			1,600	1,600	38.0	0	3	0	3
Federal Support Center	Army Active	Olney		20906	6	14,017	1	67,370	81	81	24.5				
Fort Detrick	Army Active	Frederick	301-619-8000	21702	293	2,012,130			1,153	1,143	952.9	1,128	1,409	1,144	3,681
Fort George G Meade	Army Active	Baltimore	301-677-6261	20755	352	4,647,863	13	65,425	5,067	5,067	1,810.0	7,790	2,180	17,901	27,871
Fort Ritchie	Army Active	Waynesboro, PA			217	1,275,198	1	18,671	638	637	228.3	13	0	0	13
National Imagery & Mapping Agency	Army Active	Bethesda	301-227-7300	20816	11	836,204			40	39	144.1				
U.S.A. Adelphi Laboratory Ctr	Army Active	Adelphi	301-394-3137		32	1,082,487			207	207	272.8	53	682	83	818
Walter Reed AMC Forest Glen	Army Active	Silver Spring	202-782-3501	20910	62	1,719,420			164	164	470.0				
Walter Reed AMC Glen Haven	Army Active	Silver Spring		20902	30	362,701			21	20	35.9				

¹ US Locations that do not meet criteria of at least ten (10) Acres AND at least \$10M PRV. US Territories and Non-US Locations that do not meet criteria of at least ten (10) Acres OR at least \$10M PRV.

DEPARTMENT OF DEFENSE
Base Structure Report - As Of 30 Sept 03

SITE	COMPONENT	NAME NEAREST CITY	PHONE	ZIP CODE	BLDGS OWNED	BLDGS OWNED SQFT	BLDGS LEASED	BLDGS LEASED SQFT	TOTAL ACRES	ACRES OWNED	PRV (\$M)	MIL	CIV	OTHER	TOTAL
Pvt Henry Costin	Army Guard	Laurel			3	63,152			23	23	10.8				
1Sg Adam S Brandt USARC	Army Reserve	Baltimore	410-631-7733	21226	5	63,409			27	27	13.5	517	22	0	539
Curtis Bay - Baltimore	Army Reserve	Baltimore	410-784-7600	21226	2	27,600			18	18	54.8				
Andrews AFB	AF Active	Camp Springs	301-981-1110	20762	1,085	8,176,897			4,996	4,346	1,981.9	7,431	1,045	2	8,478
Brandywine Globecom Annex	AF Active	Brandywine		20613	8	23,983			1,640	1,635	19.1				
Governors Bridge Globecom Annex	AF Active	Davidsonville		21035	2	26,540			864	852	21.0				
Summerfield Family Hsg	AF Active	Seat Pleasant					194	1,942,174	234		170.2				
Martin State Airport ANG	Air Natl Guard	Baltimore	410-918-6210	21220	47	386,833			175		92.4	1,623	0	0	1,623
COMNAVDIST Washington DC (Navy Air Facility)	Navy Active	Andrews AFB			25	580,592	5	40,884	119	119	159.2	965	34	0	999
COMNAVDIST Washington DC (Oni Washington)	Navy Active	Suitland			6	611,927			42		107.3	1,345	1,519	0	2,864
COMNAVDIST Washington DC (Solomons Island)	Navy Active	Solomons			125	260,863			295	295	72.8				
NATNAVMEDCEN Bethesda	Navy Active	Bethesda	301-295-1110		62	2,956,151			239	239	681.7	3,540	1,928	0	5,468
NAVMEDCLINIC Annapolis	Navy Active	Annapolis	410-293-2061	21402	7	123,044			17	17	30.8	63	37	0	100
NAWC Patuxent	Navy Active	Patuxent River	301-342-3000	20670	769	7,081,828			6,398	6,398	2,203.7	3,491	6,810	1	10,302
NAWC Patuxent (Glenn Forest)	Navy Active	Lexington Park			60	448,964			139	139	43.4				
NAWC Patuxent (Webster Field)	Navy Active	Saint Inigoes			62	535,239			968	852	195.3	12	0	0	12
NRL Washington DC (Blossom Point MD)	Navy Active	La Plata			18	45,792			306	306	17.1				
NRL Washington DC (Chesapeake Bay Detach)	Navy Active	Chesapeake Beach			42	171,494			157	157	68.9				
NSWC DIV Carderock	Navy Active	Bethesda			74	1,836,469			186	186	358.6	12	1,634	0	1,646
NSWC DIV Indian Head	Navy Active	Indian Head		20640	1,009	2,992,526			1,961	1,961	976.5	263	2,000	0	2,263
NSWC Div Indian Head (Stump Neck Area)	Navy Active	Indian Head			85	273,296			1,087	1,087	83.8				
NSWC Div Indian Head (White Plains RR)	Navy Active	Indian Head							165	165	23.3				
USNA Annapolis	Navy Active	Annapolis	410-293-1000	21402	146	4,899,990			338	338	1,061.6	980	1,259	0	2,239
USNA Annapolis (Gambrills Md)	Navy Active	Annapolis			51	111,984			856	856	20.2				
USNA Annapolis (Navacad North Severn)	Navy Active	Annapolis			31	213,188			527	527	57.0				
USNA Annapolis (Naval Station)	Navy Active	Annapolis			115	674,539			278	278	150.1				
NSWC Carderock CSO	Caretaker	Annapolis		20817	81	594,447			90	90	146.9				
OTHER SITE(S) ¹ : 62					204	988,368	5	146,328	7,189	7,121	388.3	2,153	30	37	2,220
Maryland Total:					7,003	60,318,838	219	2,280,852	110,714	109,220	16,225.3	36,221	26,816	20,286	83,323
Massachusetts															
Soldier Systems Center	Army Active	Natick	508-233-4300	01760	66	820,859			78	78	200.7	70	743	381	1,194
SSC Hudson HOUSING	Army Active	Hudson		01760	14	50,153			134	86	10.5				
MTA Camp Edwards	Army Guard	Bourne	508-968-5884		222	906,100			14,712	14,712	373.6	311	47	36	394
94th RRC HQ USARC	Army Reserve	Ayer		01432	1	81,206			14	14	15.9	176	61	0	237

¹ US Locations that do not meet criteria of at least ten (10) Acres AND at least \$10M PRV. US Territories and Non-US Locations that do not meet criteria of at least ten (10) Acres OR at least \$10M PRV.

DEPARTMENT OF DEFENSE
Base Structure Report - As Of 30 Sept 03

SITE	COMPONENT	NAME NEAREST CITY	PHONE	ZIP CODE	BLDGS OWNED	BLDGS OWNED SQFT	BLDGS LEASED	BLDGS LEASED SQFT	TOTAL ACRES	ACRES OWNED	PRV (\$M)	MIL	CIV	OTHER	TOTAL
Cpl G M Craig USARC/AMSA 163	Army Reserve	Brockton	508-586-8147	02401	2	66,423			14	14	14.3	246	15	0	261
Devens Reserve Forces Trng Area	Army Reserve	Ayer	978-796-3307	01432	131	1,537,334			5,226	5,226	358.8	247	68	0	315
Fort Devens Trng Annex Sudbury	Army Reserve	Ayer		01432	71	162,101			2,292	2,292	55.4	134	0	0	134
South Boston Support Activity	Army Reserve	Boston		02210	2	583,529			11	11	113.8	261	23	867	1,151
USARC Hingham Cohasset	Army Reserve	Hingham	781-749-1607	01432	13	124,698			135	125	24.1				
Westover AFRC	Army Reserve	Chicopee	413-594-9373	01022	2	52,477			12	12	10.3	160	8	0	168
Cape Cod AFS	AF Active	Bourne	DSN 557- 2277	02561	8	89,650			101	101	76.9	63	5	0	68
Hanscom AFB	AF Active	Bedford	781-377-4441	01731	335	4,474,492	47	250,962	846	780	951.4	1,753	1,422	0	3,175
Barnes Municipal Airport ANG	Air Natl Guard	Westfield	413-568-9151	01085	38	312,244			186		99.1	965	0	0	965
Otis ANGB	Air Natl Guard	Falmouth	508-968-4667	02542	80	771,190			4,069	1,313	583.4	1,345	50	0	1,395
Westover ARB	AF Reserve	Chicopee	413-557-1110	01022	97	1,448,594			2,585	2,515	675.8	2,698	291	0	2,989
MCRC Chicopee Hsng	USMC Reserve	Chicopee			137	558,580			84	84	62.8	1	0	0	1
NAVPRO Pittsfield	Navy Active	Pittsfield			7	827,949			30	30	170.6	5	18	0	23
NWIRP Bedford	Navy Active	Bedford		01730	7	274,723			79	79	93.9	1	0	0	1
NAS South Weymouth CSO	Caretaker	Weymouth		02190	135	947,873			1,518	1,444	370.4	3	0	0	3
NAS South Weymouth CSO (Squantum Housing)	Caretaker	Weymouth			37	107,696			28	28	10.5				
OTHER SITE(S) ¹: 34					128	605,556	7	150,300	1,105	971	163.3	2,648	142	0	2,790
Massachusetts Total:					1,533	14,803,427	54	401,262	33,259	29,915	4,435.7	11,087	2,893	1,284	15,264
Michigan															
Detroit Arsenal	Army Active	Detroit	DSN 786- 5000	48397	35	1,562,624	2	27,901	170	170	418.7	33	3,212	493	3,738
Sebille Manor FH Michigan	Army Active	Mount Clemens		48045	238	674,269			103	103	145.8				
US Army Garrison Selfridge	Army Active	Mount Clemens	586-307-4016	48045	188	1,063,626	6	61,198	520	520	273.6	225	120	395	740
CTC Fort Custer Trng Center	Army Guard	Battle Creek	616-964-4023		130	571,893			7,570	7,570	180.4	458	13	9	480
Grayling Airfield	Army Guard	Grayling	517-348-3611		39	111,539			875	767	95.0				
Dr Mary E Walker Memorial USARC	Army Reserve	Walker		49544	2	72,040			14	14	31.3	261	6	0	267
Southfield USARC	Army Reserve	Southfield	248-356-6575	48034	9	104,560			26	25	24.5	449	9	0	458
Escanaba Defence Fuel Support Point	AF Active	Escanaba		49829	6	5,585			39	39	154.7				
Alpena County Regional Airport	Air Natl Guard	Alpena	989-354-6210	49707	119	479,893			674		125.1	117	0	0	117
Selfridge ANG Base	Air Natl Guard	Mount Clemens	810-307-5110	48045	150	1,829,994	1	16,502	3,076	2,562	714.9	2,878	56	0	2,934
W K Kellogg Airport	Air Natl Guard	Battle Creek	616-963-1596	49015	32	325,811			320		107.6	939	0	0	939
NMCRC FTCSTR Battle Creek	Navy Reserve	Battle Creek		49015	7	60,024			168	31	11.5	316	0	0	316
OTHER SITE(S) ¹: 32					1,057	5,022,179	9	281,786	6,912	3,674	202.2	4,180	93	6	4,279
Michigan Total:					2,012	11,884,037	18	387,387	20,467	15,474	2,485.5	9,856	3,509	903	14,268
Minnesota															
Twin Cities AAP	Army Active	New Brighton	651-633-2301	55112	112	2,822,853			832	813	683.8	0	33	0	33
Arden Hills Army Training Site	Army Guard	Arden Hills			46	131,183			1,521	1,521	43.5				

¹ US Locations that do not meet criteria of at least ten (10) Acres AND at least \$10M PRV. US Territories and Non-US Locations that do not meet criteria of at least ten (10) Acres OR at least \$10M PRV.

DEPARTMENT OF DEFENSE
Base Structure Report - As Of 30 Sept 03

SITE	COMPONENT	NAME NEAREST CITY	PHONE	ZIP CODE	BLDGS OWNED	BLDGS OWNED SQFT	BLDGS LEASED	BLDGS LEASED SQFT	TOTAL ACRES	ACRES OWNED	PRV (\$M)	MIL	CIV	OTHER	TOTAL
Arden Hills USARC	Army Reserve	New Brighton	651-631-2845	55126	3	143,090			29	29	24.2	485	36	0	521
Fort Snelling USARC/AMSA	Army Reserve	Minneapolis	612-726-9252	55111	6	262,152			61	61	51.8	1,252	151	0	1,403
Duluth IAP (ANG)	Air Natl Guard	Duluth	218-727-6886	55811	52	437,518			574	314	118.9				
Minneapolis-St Paul IAP-ARS	AF Reserve	Minneapolis	612-713-1110	55420	80	988,563			246	215	273.7	2,439	150	0	2,589
NIROP Minneapolis	Navy Active	Fridley		55450	6	1,733,277			88	83	336.9				
NARC Minneapolis	Navy Reserve	Minneapolis		55450	8	131,982			12	12	36.5	240	12	0	252
OTHER SITE(S) ¹ : 27					54	676,234	3	8,880	390	117	114.1	1,634	48	21	1,703
Minnesota Total:					367	7,326,852	3	8,880	3,754	3,165	1,683.5	6,050	430	21	6,501

Mississippi

Mississippi AAP	Army Active	Picayune		39529	103	1,603,142			4,214	4,214	321.9	0	4	0	4
CTA Camp McCain	Army Guard	Elliott	662-227-3611		73	321,443			13,014	13,014	83.2	143	19	43	205
BG George A Morris USARC	Army Reserve	Vicksburg	601-631-6172	39180	2	75,625			13	13	10.6	140	13	0	153
Columbus AFB	AF Active	Columbus	662-434-7322	39710	580	2,660,017			4,931	4,408	712.2	1,011	447	0	1,458
Columbus Auxiliary Airfield	AF Active	Shuqualak		39961	1	9,526			1,080	914	24.1				
Keesler AFB	AF Active	Biloxi	228-377-1110	39534	1,149	8,975,739			1,611	1,496	1,768.1	5,454	1,616	0	7,070
Keesler Training Annex No 1	AF Active	Biloxi		39531	62	313,437			57	57	30.6				
Gulfport-Biloxi Regional Airport (ANG)	Air Natl Guard	Gulfport	228-214-6002	39507	80	556,258			270	1	95.2	453	0	0	453
Jackson IAP	Air Natl Guard	Flowood	601-936-8730	39208	28	382,869			139		83.7	1,168	1	0	1,169
Key Field ANG	Air Natl Guard	Meridian	601-484-9000	39307	31	383,905	3	9,721	117		86.8	1,037	0	0	1,037
CBC Gulfport	Navy Active	Gulfport	228-871-2555	39501	279	4,172,951			1,169	1,098	621.7	4,483	432	0	4,915
NAS Meridian	Navy Active	Meridian	601-679-2211	39309	499	2,276,509	1	30,776	8,068	8,061	579.2	601	264	0	865
NAS Meridian (OLF Bravo)	Navy Active	Preston			3	5,678			1,473	1,255	32.3				
NS Pascagoula	Navy Active	Pascagoula	228-761-2140	39567	38	254,969	1	1,638	529	529	64.7	2,522	421	0	2,943
NS Pascagoula (Supshp)	Navy Active	Pascagoula			6	191,344			33	33	29.0				
OTHER SITE(S) ¹ : 33					66	404,776	40	840,780	131,945	129,356	202.8	3,775	1,428	744	5,947
Mississippi Total:					3,000	22,588,188	45	882,915	168,662	164,448	4,746.0	20,787	4,645	787	26,219

Missouri

Fort Leonard Wood	Army Active	Waynesville	573-596-0131	65473	2,124	12,302,925			62,911	62,897	3,044.2	21,066	2,016	1,857	24,939
Lake City AAP	Army Active	Independence	816-796-7111	64051	345	3,081,510			3,950	3,935	947.3	0	24	2	26
Lake Of the Ozarks Recreation	Army Active	Camdenton		65049	18	17,068			359		25.0				
St Louis AAP	Army Active	St Louis		63120	14	468,633			18	18	61.3				
St. Charles USARC	Army Active	St Charles	314-429-5080	63304	17	93,859			1,656	1,655	43.6				
MTA Camp Clark (Nevada)	Army Guard	Nevada	417-667-2357		236	261,739			1,287	1,287	76.4	25	8	12	45
MTA Camp Crowder (Neosho)	Army Guard	Neosho	417-451-5444		69	192,582			4,362	4,362	82.1	0	15	23	38
Springfield AFRC/AMSA #54	Army Reserve	Springfield	417-864-5645	65802	3	80,403			18	18	15.1	365	5	0	370
St Louis #3/Sverdrup USAR	Army Reserve	St Louis	314-263-3430	63120	4	108,094			21	21	19.5	625	45	0	670
St Louis #4/Ord Plant	Army Reserve	St Louis		63120	41	82,087			17	17	25.5				
St Louis AFS	AF Active	St Louis		63118	14	705,875			25	25	175.0	12	0	0	12
St Louis AFS Storage Annex	AF Active	St Louis		63101	8	558,837			40	39	98.9				

¹ US Locations that do not meet criteria of at least ten (10) Acres AND at least \$10M PRV. US Territories and Non-US Locations that do not meet criteria of at least ten (10) Acres OR at least \$10M PRV.

DEPARTMENT OF DEFENSE
Base Structure Report - As Of 30 Sept 03

SITE	COMPONENT	NAME NEAREST CITY	PHONE	ZIP CODE	BLDGS OWNED	BLDGS OWNED SQFT	BLDGS LEASED	BLDGS LEASED SQFT	TOTAL ACRES	ACRES OWNED	PRV (\$M)	MIL	CIV	OTHER	TOTAL
Whiteman AFB	AF Active	Knob Noster	660-687-1110	65305	885	4,769,173			4,916	3,821	1,584.1	4,480	386	0	4,866
Fort Leonard Wood Range	Air Natl Guard	Palace		65473			2	6,449	305	305	14.2	14	0	0	14
Jefferson Barracks ANG	Air Natl Guard	St Louis	314-260-8611	63125	3	848	34	381,986	135		81.0	334	0	0	334
Lambert St Louis IAP ANG	Air Natl Guard	St Ann	314-263-6200	63044	38	374,451			49	25	90.8	1,253	0	0	1,253
Rosecrans Memorial Airport	Air Natl Guard	Elwood	816-236-3300	64503	40	337,714			426	54	81.6	1,072	0	0	1,072
MCSPTACT Kansas City (Family Housing)	USMC Active	Belton			239	614,881			87	87	56.9				
MCSPTACT Kansas City (Richards Gebaur ARS)	USMC Active	Kansas City			14	242,721	8	66,260	97	14	65.7	209	170	0	379
OTHER SITE(S) ¹ : 124					98	1,027,191	12	141,638	11,116	734	107.8	4,693	64	9	4,766
Missouri Total:					4,210	25,320,591	56	596,333	91,796	79,315	6,696.0	34,148	2,733	1,903	38,784
Montana															
Fort Missoula	Army Guard	Missoula	406-728-0456		11	76,228			14	14	10.8	0	5	0	5
MTA Fort Wm Henry Harrison	Army Guard	Helena	406-841-3009		103	644,227			6,150	3,625	160.5	667	206	72	945
Sgt Ernest Veuve Hall/AMSA #74	Army Reserve	Missoula	406-728-0414	59801	5	65,353			16	16	13.2	189	6	0	195
Malmstrom AFB	AF Active	Augusta		59402					104	3	15.7				
Malmstrom AFB	AF Active	Valier		59402	4	12,442			164	18	11.4				
Malmstrom AFB	AF Active	Conrad		59402	4	12,442			155	16	10.2				
Malmstrom AFB	AF Active	Great Falls	406-731-1110	59402	773	4,728,261			3,701	3,260	1,308.6	3,560	430	0	3,990
Malmstrom AFB	AF Active	Ledger		59402	4	12,442			169	17	13.2				
Great Falls IAP ANG	Air Natl Guard	Great Falls	409-791-6285	59404	47	375,576	1	18,600	141		118.9	943	0	0	943
OTHER SITE(S) ¹ : 243					59	280,472	9	40,944	26,452	2,984	1,544.9	414	26	0	440
Montana Total:					1,010	6,207,443	10	59,544	37,066	9,953	3,207.4	5,773	673	72	6,518
Nebraska															
Cornhusker AAP	Army Active	Grand Island	308-381-0313	68803	537	1,715,646			5,166	5,166	507.3	0	3	28	31
Camp Ashland	Army Guard	Ashland	402-944-2479		51	198,598			980	980	42.1	317	7	6	330
Greenlief TS	Army Guard	Hastings	402-462-1860		134	273,790			3,211	3,211	61.1	1	13	3	17
Lincoln Airbase	Army Guard	Lincoln					13	223,652	44	44	43.6				
Mead TS	Army Guard	Mead	402-624-5905		29	109,727			1,197	1,197	32.5	1	18	0	19
Offutt AFB	AF Active	Bellevue	402-294-1110	68113	349	6,236,946			1,923	1,908	1,453.9	7,971	1,604	0	9,575
Offutt Communications Anx No 2 Globecom	AF Active	Elkhorn			5	26,349			372	372	12.3				
Offutt Family Hsg Annex	AF Active	Bellevue		68113	1,068	3,876,198			786	783	492.7				
Lincoln Municipal Airport (ANG)	Air Natl Guard	Lincoln	402-458-1234	68524	37	545,826			179	163	117.4	889	0	0	889
OTHER SITE(S) ¹ : 113					44	371,678	9	112,866	12,400	2,052	587.6	1,720	76	0	1,796
Nebraska Total:					2,254	13,354,758	22	336,518	26,259	15,877	3,350.7	10,899	1,721	37	12,657
Nevada															
Hawthorne Army Depot	Army Active	Reno		89415	2,447	9,614,508			147,236	147,189	3,622.9	1	30	0	31
Lake Mead Base	Army Active	Las Vegas	702-388-6400		197	686,770			7,876	7,876	224.3				

¹ US Locations that do not meet criteria of at least ten (10) Acres AND at least \$10M PRV. US Territories and Non-US Locations that do not meet criteria of at least ten (10) Acres OR at least \$10M PRV.

DEPARTMENT OF DEFENSE
Base Structure Report - As Of 30 Sept 03

SITE	COMPONENT	NAME NEAREST CITY	PHONE	ZIP CODE	BLDGS OWNED	BLDGS OWNED SQFT	BLDGS LEASED	BLDGS LEASED SQFT	TOTAL ACRES	ACRES OWNED	PRV (\$M)	MIL	CIV	OTHER	TOTAL
Nellis AFB	Army Reserve	Las Vegas	702-457-0809	89191	3	82,549			22	22	39.6	207	2	0	209
Indian Springs AF Auxiliary Field	AF Active	Indian Springs		89191	72	310,512			2,300	2,300	230.4	949	41	0	990
Nellis AF Range	AF Active	Indian Springs		89191	85	130,401			3,092,316	3,092,208	314.8				
Nellis AFB	AF Active	Las Vegas	702-652-1110	89191	1,603	6,979,710	1	20	14,147	14,131	2,562.1	6,836	966	39	7,841
Nellis Water System Annex	AF Active	Las Vegas		89191	1	19,200			107	80	17.5				
Tonopah Auxiliary Airfield Annex	AF Active	Tonopah		89049	142	1,643,670			2,157	2,157	731.7				
Tonopah Auxiliary Airfield Annex #2	AF Active	Tonopah	775-482-8191	89049	94	789,820			109	109	168.9				
Reno Tahoe IAP	Air Natl Guard	Reno	775-788-4500	89502	37	300,277			64		95.5	1,030	0	0	1,030
NAS Fallon	Navy Active	Fallon	775-426-5161	89406	495	2,262,824	1	8	7,897	7,890	987.7	1,351	243	0	1,594
NAS Fallon (EW Range Fac)	Navy Active	Fallon			8	33,476			9,628	9,628	43.4				
NAS Fallon (Target B-16)	Navy Active	Fallon							22,087	22,080	18.8				
NAS Fallon (Target B-17)	Navy Active	Fallon							21,440	21,400	12.0				
NAS Fallon (Target B-20)	Navy Active	Fallon							41,006	41,006	23.8				
NUSWC Div Keyport (Hawthorne Nevada AAD)	Navy Active	Hawthorne					37	337,796	15	15	84.7				
OTHER SITE(S) ¹ : 37					42	173,139	12	48,356	43,468	43,434	70.3	509	2	2	513
Nevada Total:					5,226	23,026,856	51	386,180	3,411,873	3,411,524	9,248.3	10,883	1,284	41	12,208
<u>New Hampshire</u>															
AFRC, Londonderry	Army Reserve	Manchester	781-377-3327	03053	3	135,079			38	5	28.7	524	36	0	560
New Boston AFS	AF Active	Mount Vernon	603-472-8563	03110	23	120,311			2,873	2,826	68.8	12	36	0	48
Pease AFB	AF Active	Portsmouth	603-436-0302	03803	100	1,517,006			2,787	2,733	765.3	992	1	0	993
Pease Intl Tradeport	Air Natl Guard	Portsmouth	603-430-2453	03803	50	462,511	1	450	219	219	162.3	1	1	0	2
OTHER SITE(S) ¹ : 8					14	169,592			71	63	37.1	1,094	52	1	1,147
New Hampshire Total:					190	2,404,499	1	450	5,988	5,845	1,062.3	2,623	126	1	2,750
<u>New Jersey</u>															
Fort Monmouth Evans	Army Active	Asbury Park		07719	75	375,185			253	218	86.3				
Fort Monmouth Main Post	Army Active	Red Bank	732-532-9000	07703	396	5,056,926			1,149	1,138	1,029.8	353	4,566	713	5,632
Military Ocean Tml Bayonne	Army Active	Bayonne			66	4,654,532			679	679	984.0				
Picatinny Arsenal	Army Active	Dover	973-724-4021	07806	750	3,808,722			6,493	5,853	1,363.9	267	2,840	554	3,661
Caven Point USARC	Army Reserve	Jersey City	201-333-3444	07305	6	71,542			76	76	23.0	397	3	0	400
Fort Dix	Army Reserve	Trenton	609-562-0800	08640	996	5,844,567			30,698	30,698	2,182.2	1,322	616	2,553	4,491
Pedricktown Support Facility	Army Reserve	Penns Grove	856-299-5154	08067	34	241,674			82	82	54.9				
Sgt J.W. Joyce Kilmer USARC	Army Reserve	New Brunswick	732-819-7425	08817	3	97,395			24	24	19.6	205	43	10	258
USARC and CFMS Kilmer	Army Reserve	New Brunswick	732-287-5454	08817	3	111,760			52	52	25.7				
Air Mobility Warfare Center	AF Active	Wrightstown			6	239,181			31	31	47.7	1	0	0	1
Fort Dix Family Hsg	AF Active	Trenton		08619	71	192,034			37	37	20.6				
McGuire AFB	AF Active	Wrightstown	609-754-1100	08641	716	6,898,041			3,661	3,604	1,920.9	8,316	724	0	9,040
McGuire AFB	AF Active	New Egypt		08641	15	108,829			219	219	551.8				
Atlantic City IAP	Air Natl Guard	Pleasantville	609-645-6000	08232	41	396,538			296	296	106.4	991	0	0	991
NAES Lakehurst	Navy Active	Lakehurst	732-323-2011	08733	180	2,648,344			7,409	7,409	898.1	1,101	1,615	0	2,716

¹ US Locations that do not meet criteria of at least ten (10) Acres AND at least \$10M PRV. US Territories and Non-US Locations that do not meet criteria of at least ten (10) Acres OR at least \$10M PRV.

DEPARTMENT OF DEFENSE
Base Structure Report - As Of 30 Sept 03

SITE	COMPONENT	NAME NEAREST CITY	PHONE	ZIP CODE	BLDGS OWNED	BLDGS OWNED SQFT	BLDGS LEASED	BLDGS LEASED SQFT	TOTAL ACRES	ACRES OWNED	PRV (\$M)	MIL	CIV	OTHER	TOTAL
NAES Lakehurst (Pinehurst Estates)	Navy Active	Lakehurst			42	204,145			21	21	23.0				
NWS Earle	Navy Active	Colts Neck		07722	435	1,978,182	50	346,710	11,146	11,146	868.0	585	195	0	780
NWS Earle (Waterfront Earle)	Navy Active	Colts Neck			28	163,587			705	705	260.4				
NAWCACDIV Trenton CSO	Caretaker	Trenton		08628	27	556,524			69	66	176.9				
NRC Fort Dix	Navy Reserve	Fort Dix		08640	11	100,837			14	14	20.3	1,166	0	0	1,166
OTHER SITE(S) ¹ : 20					85	571,689			9,757	9,488	168.4	1,286	2,304	0	3,590
New Jersey Total:					3,986	34,320,234	50	346,710	72,871	71,856	10,832.0	15,990	12,906	3,830	32,726

New Mexico

Fort Bliss Aaa Ranges	Army Active	El Paso, TX	915-568-2121	79916	415	1,052,061			995,404	995,404	738.3	132	41	0	173
Fort Wingate Depot Activity	Army Active	Gallup		87316	816	1,913,691			16,691	16,691	659.7	0	4	16	20
White Sands Missile Range	Army Active	Las Cruces	505-678-1110	88002	1,566	5,318,714	1	2,400	2,281,659	2,281,558	2,484.6	204	2,010	524	2,738
Jenkins AFRC	Army Reserve	Albuquerque	505-292-4660	87123	8	107,226			12		20.7	623	19	0	642
Boles Wells Water System Annex	AF Active	Alamogordo		88310					7,411	7,347	32.0				
Bonito Lake Water System Annex	AF Active	Carrizozo							155	78	17.8				
Cannon AFB	AF Active	Clovis	505-784-3311	88103	968	4,520,627			4,543	3,790	1,115.7	3,570	384	0	3,954
Cannon Meadows Hsg Area	AF Active	Portales					151	249,897	39		23.0				
Cannon Place Hsg Area	AF Active	Clovis		88101			202	336,765	40		31.1				
Holloman AFB	AF Active	Alamogordo	505-572-5406	88310	1,181	7,604,690			52,055	50,411	2,037.6	3,867	837	0	4,704
Kirtland AFB	AF Active	Albuquerque	505-846-0011	87117	2,146	9,144,742			44,066	43,984	2,699.1	4,795	1,859	1	6,655
Melrose AF Range	AF Active	Melrose		88124	8	15,705			87,929	66,033	30.7				
NSWC Div Port Hueneme (White Sands)	Navy Active	White Sands Msl Rge			41	192,492	1	4,224	85	85	53.5	43	0	0	43
OTHER SITE(S) ¹ : 24					68	275,209			17,387	11,930	87.8	225	5	0	230
New Mexico Total:					7,217	30,145,157	355	593,286	3,507,475	3,477,310	10,031.5	13,459	5,159	541	19,159

New York

Bellmore	Army Active	New York	516-794-6149	11710	7	139,675			16	16	30.2				
Fort Drum	Army Active	Watertown	315-772-6011	13602	1,805	10,690,029	649	2,748,083	107,648	107,265	2,985.5	10,322	1,487	1,122	12,931
Fort Hamilton	Army Active	New York	718-630-4101	11252	73	1,529,942			168	168	246.9	576	338	494	1,408
Fort Totten	Army Active	New York		11359	82	535,181			136	136	77.7				
Hancock Army Complex	Army Active	Syracuse		13602	3	174,090			12	12	40.2				
Seneca Army Depot Activity	Army Active	Geneva	607-869-1110	14541	673	4,080,157			10,269	10,269	1,078.7	0	9	0	9
Stewart Annex	Army Active	New York City		12560	3	67,813			10	10	31.9	10	1	0	11
Watervliet Arsenal	Army Active	Watervliet	518-266-5111	12181	56	2,049,172			140	140	414.8	44	728	166	938
West Point Mil Reservation	Army Active	New York City	914-938-4011	10996	756	9,085,797			16,081	16,081	2,665.3	5,458	2,222	855	8,535
NG Youngstown Tng Site	Army Guard	Youngstown	716-754-8905		57	111,188			860	860	34.0				
Amityville AFRC	Army Reserve	New York	516-842-3368	11701	7	63,708			15	15	17.5	136	2	0	138
CW2 Kerry P. Hein USARC	Army Reserve	New York	516-929-4343	11786	10	70,391			23	23	19.3	499	7	0	506
Ernie Pyle USARC/AMSA #12	Army Reserve	New York		11359	9	293,023			36	36	52.8	1,920	137	0	2,057
Floyd Wet Site	Army Reserve	Rome		13441	6	23,230			51	51	20.6				
Maj D W Holleder USARC	Army Reserve	Webster	585-671-5670	14580	3	65,495			12	12	12.9	373	6	5	384

¹ US Locations that do not meet criteria of at least ten (10) Acres AND at least \$10M PRV. US Territories and Non-US Locations that do not meet criteria of at least ten (10) Acres OR at least \$10M PRV.

DEPARTMENT OF DEFENSE
Base Structure Report - As Of 30 Sept 03

SITE	COMPONENT	NAME NEAREST CITY	PHONE	ZIP CODE	BLDGS OWNED	BLDGS OWNED SQFT	BLDGS LEASED	BLDGS LEASED SQFT	TOTAL ACRES	ACRES OWNED	PRV (\$M)	MIL	CIV	OTHER	TOTAL
Niagara Falls AFRC	Army Reserve	Niagara Falls	716-236-2206	14304	8	153,129			22	22	23.2	290	20	0	310
Orangeburg USARC	Army Reserve	Nyack	845-359-7358	10962	19	48,309			306	20	12.7	344	4	0	348
Sgt Horace D Bradt USARC	Army Reserve	Schenectady	518-374-8420	12309	5	54,334			12	12	11.4	304	8	0	312
Staten Island USARC	Army Reserve	Brooklyn	718-720-4646	10305	5	122,732			14	14	21.0	443	17	10	470
Stewart Newburgh USARC	Army Reserve	New Windsor		12553	13	100,431			40	40	56.0	128	9	0	137
Air Force Plant No 59	AF Active	Johnson City			3	633,357			32	29	133.1				
Newport Test Annex No 2 Transmitter	AF Active	Newport		13416	4	14,247			41	35	11.3				
Rome Laboratory	AF Active	Rome	315-330-7557	13441	14	1,504,923			108	108	307.8				
Verona Test Annex	AF Active	Verona		13478	21	99,053			513	512	47.8				
Francis S Gabreski Airport (ANG)	Air Natl Guard	Westhampton Beach	631-288-7400	11978	31	320,476			89		87.2	879	0	0	879
Griffiss Northeast Air Defense (NEAD) ANG	Air Natl Guard	Rome	315-942-2387	13441	4	57,228			36	36	23.7				
Hancock Field ANG	Air Natl Guard	North Syracuse	315-454-6100	13211	48	526,539			356	356	162.7	1,171	0	0	1,171
Schenectady Airport ANG	Air Natl Guard	Schenectady	518-344-2300	12302	36	408,904			122		111.1	1,337	0	0	1,337
Stewart IAP	Air Natl Guard	New Windsor	914-563-2001	12550	34	758,689			268		261.5	2,307	0	0	2,307
Niagara Falls IAP-ARS	AF Reserve	Niagara Falls	716-236-2000	14304	79	827,309			985	548	282.8	2,037	169	0	2,206
MCRC Syracuse	USMC Reserve	Syracuse			4	22,453			264	264	11.4	16	0	0	16
NAVSUBASE New London (Mitchel Field NY)	Navy Active	Hempstead			86	441,472			45	45	55.5				
NAVSUBASE New London (Mitchel Manor 1 NY)	Navy Active	Hempstead			18	225,398			12	12	21.4				
NAVSUBASE New London (Mitchel Manor 2 NY)	Navy Active	Hempstead			14	212,878			37	37	35.1				
NAVSUPPU Saratoga Springs	Navy Active	Saratoga Springs		12302	61	470,756			93	93	58.4	65	23	0	88
NUSWC Div Newport (Fishers Island NY)	Navy Active	Fishers Island			7	46,214	1	168	78	70	14.1				
NWIRP Bethpage	Navy Active	Bethpage		11714	26	1,808,541			137	137	323.7	3	0	0	3
NWIRP Calverton	Navy Active	Calverton		11933	52	809,618			6,048	6,048	278.3				
NS Brooklyn CSO	Caretaker	New York-Kings		11251	41	688,963			45	45	137.7	409	0	0	409
NS Staten Island CSO	Caretaker	New York-Kings		10304	104	820,664			213	213	152.3	4	0	0	4
NMCRC Brooklyn	Navy Reserve	New York-Kings		11234	3	105,826			185	185	32.0	916	0	0	916
OTHER SITE(S) ¹ : 69					1,504	10,183,453	1	17,500	17,625	15,795	369.3	6,139	213	16	6,368
New York Total:					5,794	50,444,787	651	2,765,751	163,203	159,771	10,770.7	36,130	5,400	2,668	44,198

North Carolina

Camp Mackall	Army Active	Hoffman		28373	77	138,987	1	9,000	63,197	63,197	69.2				
Fort Bragg	Army Active	Fayetteville	910-396-0011	28310	2,323	21,686,945	258	509,057	152,922	152,843	5,389.6	38,684	3,787	4,714	47,185
Military Ocean Tml Sunny Point	Army Active	Wilmington	910-457-8000	28461	105	234,625			16,324	11,274	640.5	100	237	1	338
Tarheel Army Missile Plt	Army Active	Burlington		27215	20	706,850			44	32	94.3				
Dare County Range	AF Active	Stumpy Point	252-473-2201	27978	9	31,686			46,604	46,595	23.8				
Fort Fisher Recreation Site	AF Active	Kure Beach	910-458-6549	28449	50	119,995			101	100	33.9				

¹ US Locations that do not meet criteria of at least ten (10) Acres AND at least \$10M PRV. US Territories and Non-US Locations that do not meet criteria of at least ten (10) Acres OR at least \$10M PRV.

DEPARTMENT OF DEFENSE
Base Structure Report - As Of 30 Sept 03

SITE	COMPONENT	NAME NEAREST CITY	PHONE	ZIP CODE	BLDGS OWNED	BLDGS OWNED SQFT	BLDGS LEASED	BLDGS LEASED SQFT	TOTAL ACRES	ACRES OWNED	PRV (\$M)	MIL	CIV	OTHER	TOTAL
Pope AFB	AF Active	Spring Lake	910-394-1110	28308	528	3,274,013			1,986	1,984	708.0	5,224	350	0	5,574
Seymour Johnson AFB	AF Active	Goldsboro	919-722-1110	27531	1,273	5,001,754			4,107	3,233	994.7	5,202	387	0	5,589
Charlotte/Douglas IAP (ANG)	Air Natl Guard	Charlotte	704-391-4100	28208	29	292,003			79		75.9	1,267	0	0	1,267
Stanly County Airport	Air Natl Guard	Abermale	704-982-9013	28127	27	73,469			92		16.1	150	0	0	150
MCAS Cherry Point	USMC Active	Cherry Point	252-466-2811	28533	412	5,729,208			12,197	10,609	1,784.4	8,894	5,805	0	14,699
MCAS Cherry Point (ALF Bogue)	USMC Active	Bogue			22	61,410			837	837	62.8				
MCAS Cherry Point (Housing)	USMC Active	Cherry Point			1,508	3,165,588			930	930	339.2				
MCAS Cherry Point (MCAS-H Oak Grove)	USMC Active	Pollocksville			4	5,531			976	976	31.8				
MCAS Cherry Point (OLF Atlantic)	USMC Active	Atlantic			5	18,424			1,473	1,469	36.2				
MCAS Cherry Point (Point Of Marsh Target)	USMC Active	Atlantic			5	19,466	1	216	12,460	12,460	11.8				
MCB Camp Lejeune (Greater Sandy Run Area)	USMC Active	Camp Lejeune			15	22,812			40,126	40,126	82.5				
MCB Camp Lejeune (MCAS New River)	USMC Active	Camp Lejeune			724	3,461,769			3,728	2,772	881.3	1	0	0	1
NH Camp Lejeune	Navy Active	Camp Lejeune		28542	10	353,715	1	8,000	167	167	97.7	3,092	419	0	3,511
NS Norfolk (Harvey Pt NC)	Navy Active	Hertford			10	36,294			1,414	1,414	40.1				
OTHER SITE(S) ¹ : 86					4,110	23,237,637	9	63,920	1,381,805	1,350,602	5,177.4	43,055	3,833	6	46,894
North Carolina Total:					11,266	67,672,181	270	590,193	1,741,571	1,701,620	16,591.2	105,669	14,818	4,721	125,208
North Dakota															
Mickelsen Stanley R Sfg Msr	Army Active	Nekoma		58355	57	144,038			631	432	235.1				
Mickelsen Stanley R Sfg Par	Army Active	Mountain		58220	11	93,243			295	278	221.7				
Mickelsen Stanley R Sfg Rsl 1	Army Active	Hampden		58355	14	16,347			315	41	31.5				
Mickelsen Stanley R Sfg Rsl 2	Army Active	Langdon		58249	14	16,204			312	36	31.4				
Mickelsen Stanley R Sfg Rsl 3	Army Active	Mountain		58220	19	16,570			315	43	34.6				
Mickelsen Stanley R Sfg Rsl 4	Army Active	Fairdale		58355	16	16,669			318	49	32.1				
Mickelsen Stanley R Sfg Wtrlin	Army Active	Fordville		58231					538	11	16.7	0	1	0	1
Minot AFRC	Army Guard	Minot	701-834-2522		1	121,697			22	22	22.3	224	1	3	228
Cavalier AFS	AF Active	Mountain	701-993-3297	58220	12	17,264	15	305,636	650	650	121.6	24	6	0	30
Grand Forks AFB	AF Active	Emerado	701-747-3000	58205	696	5,413,531			5,422	4,863	1,470.2	2,679	331	0	3,010
Grand Forks Defense Fuel Support Point	AF Active	Grand Forks			4	2,853			28	11	30.2				
Minot AFB	AF Active	Minot	701-723-6212	58705	1,220	7,758,000			5,401	4,732	1,778.0	4,855	460	0	5,315
Hector IAP (ANG)	Air Natl Guard	Fargo	701-241-7241	58102	36	419,040			250		120.2	1,031	0	0	1,031
OTHER SITE(S) ¹ : 344					423	451,668	2	24,968	37,559	2,746	949.8	709	22	4	735
North Dakota Total:					2,523	14,487,124	17	330,604	52,056	13,914	5,095.6	9,522	821	7	10,350
Northern Mariana Islands															
COMNAVAMARIANAS Guam (Farrallon De Medinilla)	Navy Active	Saipan Mariana Isl							206						

¹ US Locations that do not meet criteria of at least ten (10) Acres AND at least \$10M PRV. US Territories and Non-US Locations that do not meet criteria of at least ten (10) Acres OR at least \$10M PRV.

DEPARTMENT OF DEFENSE
Base Structure Report - As Of 30 Sept 03

SITE	COMPONENT	NAME NEAREST CITY	PHONE	ZIP CODE	BLDGS OWNED	BLDGS OWNED SQFT	BLDGS LEASED	BLDGS LEASED SQFT	TOTAL ACRES	ACRES OWNED	PRV (\$M)	MIL	CIV	OTHER	TOTAL
COMNAV Marianas Guam (Saipan)	Navy Active	Saipan Mariana Isl							177						
COMNAV Marianas Guam (Tinian)	Navy Active	Tinian Mariana Isl							16,554						
OTHER SITE(S) ¹ : 1					6	6,111			5	5	2.0	38	1	3	42
Northern Mariana Islands Total:					6	6,111	0	0	16,942	5	2.0	38	1	3	42
Ohio															
Defense Supply Center Columbus	Army Active	Columbus	614-692-3131	43216	46	4,546,059			551	551	752.1	8	0	36	44
Lima Army Tank Plt	Army Active	Lima	419-221-9500	45804	34	1,594,311			369	369	274.5	0	3	38	41
Ravenna AAP	Army Active	Ravenna	330-358-7311	44266	249	829,558			1,467	1,467	198.0	0	0	17	17
McConnelsville Training Site	Army Guard	Mcconnelsville	740-962-2555		10	186,176			444	444	36.0	401	14	3	418
Ravenna Tng and Logistics Site	Army Guard	Newton Falls	330-872-0055		940	3,463,432			41,358	41,357	778.7	193	15	6	214
Rickenbacker (MTA)	Army Guard	Columbus			18	261,054			126	126	57.3	774	63	66	903
83D Div Memorial USARC/AMSA	Army Reserve	Columbus	614-981-8858	43213	3	156,017			19	19	25.3	893	48	7	948
Cooney USARC/AMSA #165 S-S	Army Reserve	Sandusky	419-359-1317	44846	3	19,700			10	10	11.5	110	1	0	111
Fort Hayes Memorial USARC	Army Reserve	Columbus	614-861-8460	43215	12	103,395			15	15	22.1	280	8	0	288
Kings Mills Memorial USARC	Army Reserve	Kings Mills	513-683-7648	45039	8	97,784			19	16	14.6	287	17	0	304
Rickenbacker USARC	Army Reserve	Columbus		43217	1	114,072			35	31	18.7	285	3	0	288
Toledo Area USAR	Army Reserve	Toledo	419-868-3921	43542	2	71,671			52	27	13.5	293	24	0	317
Cincinnati Defense Fuel Support Point	AF Active	Cincinnati		45237	7	3,979			67	66	37.8				
Wright Patterson AFB	AF Active	Fairborn	937-257-1110	45433	694	15,342,399			8,145	7,631	4,091.9	7,563	9,999	0	17,562
Blue Ash ANG	Air Natl Guard	Blue Ash		45242	15	51,217			12		12.2	132	0	0	132
Camp Perry ANG	Air Natl Guard	Port Clinton	614-336-6203	43452	19	98,088			32		18.1	205	0	0	205
Mansfield Lahm Airport ANG	Air Natl Guard	Mansfield	419-521-0100	44903	28	276,073			227		73.0	997	0	0	997
Rickenbacker IAP (ANG)	Air Natl Guard	Lockbourne	614-492-4468	43137	43	647,234			1,097	518	270.0	1,344	4	0	1,348
Springfield Beckley Municipal Airport	Air Natl Guard	Springfield	937-327-2100	45502	31	345,031			130		91.7	1,062	0	0	1,062
Toledo Express Airport ANG	Air Natl Guard	Swanton	419-868-4180	43558	39	329,064			135		93.6	1,032	0	0	1,032
Youngstown-Warren Regional Airport ARS	AF Reserve	Vienna	330-609-1000	44473	56	579,859			658	567	160.4	1,471	177	0	1,648
NTC Great Lakes (Bratenahl)	Navy Active	Cleveland			9	76,780			31	27	18.7				
NARC Columbus	Navy Reserve	Columbus		43217	9	77,731			24	24	14.7	413	15	0	428
OTHER SITE(S) ¹ : 53					113	1,202,342	4	98,676	1,307	860	239.4	5,411	134	23	5,568
Ohio Total:					2,389	30,473,026	4	98,676	56,330	54,126	7,323.9	23,154	10,525	196	33,875
Oklahoma															
Fort Sill	Army Active	Lawton	580-442-8111	73503	1,783	13,002,539			93,831	93,829	3,044.8	16,774	1,480	2,161	20,415
McAlester AAP	Army Active	McAlester	918-421-3490	74502	2,170	9,574,027			44,964	44,964	2,435.9	12	1,192	467	1,671
Camp Gruber Training Center	Army Guard	Braggs	918-487-6005		178	477,537			33,027	33,027	162.7	25	20	28	73
Oklahoma Regional Trng Inst	Army Guard	Oklahoma City	405-425-8000		8	157,284			33	33	28.7	135	1	7	143
Twaddle AFRC	Army Reserve	Oklahoma City	405-737-8659	73150	8	147,849			79		23.8	337	20	0	357
Altus AFB	AF Active	Altus	580-482-8100	73523	1,011	4,103,141			7,054	4,087	1,089.9	1,738	1,285	0	3,023

¹ US Locations that do not meet criteria of at least ten (10) Acres AND at least \$10M PRV. US Territories and Non-US Locations that do not meet criteria of at least ten (10) Acres OR at least \$10M PRV.

DEPARTMENT OF DEFENSE
Base Structure Report - As Of 30 Sept 03

SITE	COMPONENT	NAME NEAREST CITY	PHONE	ZIP CODE	BLDGS OWNED	BLDGS OWNED SQFT	BLDGS LEASED	BLDGS LEASED SQFT	TOTAL ACRES	ACRES OWNED	PRV (\$M)	MIL	CIV	OTHER	TOTAL
Kegelman AF Auxiliary Field	AF Active	Jet		73749	8	7,696			1,285	1,066	37.6				
Tinker AFB	AF Active	Midwest City	405-732-7321	73145	636	15,290,615			4,886	3,951	3,550.7	8,786	13,384	0	22,170
Tinker Support Annex	AF Active	Midwest City		73110	26	168,539			129	88	69.5				
Vance AFB	AF Active	Enid	580-213-7111	73705	351	1,579,575			3,280	2,000	484.4	846	125	0	971
Tulsa IAP	Air Natl Guard	Tulsa	918-832-8210	73115	52	397,973			80		90.7	1,153	0	0	1,153
Will Rogers World Airport	Air Natl Guard	Oklahoma City	405-686-5210	73179	26	353,796			133		82.1	1,290	0	0	1,290
NMCRC Tulsa	Navy Reserve	Broken Arrow		74012	2	63,644			11	11	10.5	265	0	0	265
OTHER SITE(S) ¹ : 30					59	436,336	6	39,976	751	686	85.7	2,089	55	0	2,144
Oklahoma Total:					6,318	45,760,551	6	39,976	189,543	183,742	11,197.0	33,450	17,562	2,663	53,675
Oregon															
Umatilla Chem Depot	Army Active	Hermiston	541-564-8632	97838	1,192	3,679,202			19,729	17,055	1,343.0	5	434	0	439
Bend Cotef	Army Guard	Bend	541-388-6280		3	83,113			160	160	14.6	0	0	201	201
Christmas Valley Radar Site	AF Active	Christmas Valley		97641	4	45,846			2,656	2,656	39.5				
Coos Head ANGS	Air Natl Guard	Charleston		97420	11	44,345			43	43	43.3				
Klamath Falls Airport-Kingsley Field	Air Natl Guard	Klamath Falls	503-885-6350	97603	65	473,785			1,072	88	149.5				
Portland IAP	Air Natl Guard	Portland	503-335-4020	97218	65	709,451			246		209.0	2,185	58	0	2,243
NAS Whidbey Island (Navwpnsystrafac Brdman)	Navy Active	Boardman			8	56,280			62,871	47,432	31.9				
NMCRC Portland	Navy Reserve	Portland			3	62,812			14	14	14.8	766	15	0	781
OTHER SITE(S) ¹ : 13					45	243,656	6	20,245	32,172	32,114	63.0	541	25	67	633
Oregon Total:					1,396	5,398,490	6	20,245	118,963	99,563	1,908.6	3,497	532	268	4,297
Pennsylvania															
Carlisle Barracks	Army Active	Carlisle	717-245-3131	17013	365	1,629,358	1	63	458	458	281.7	102	385	370	857
Defense Distribution Depot Susq	Army Active	New Cumberland	717-770-6011	17070	147	6,044,275			848	848	809.3	92	56	141	289
Fort Ritchie Raven Rock Site	Army Active	Waynesboro		17320	44	423,935			716	698	113.7				
Letterkenny Army Depot	Army Active	Chambersburg	717-267-8111	17201	1,497	5,441,600			18,684	18,638	1,501.4	2	1,225	315	1,542
Scranton AAP	Army Active	Scranton	570-342-7801	18505	6	376,909			15	15	95.7	0	8	3	11
Tobyhanna Army Depot	Army Active	Scranton	570-895-7000	18466	122	4,418,377			1,296	1,291	731.2	173	2,839	379	3,391
Fort Indiantown Gap	Army Guard	Annvile	717-861-8627		793	3,534,264			17,222		786.4	3,026	706	700	4,432
Fort Mifflin	Army Guard	Philadelphia			8	60,337			28	28	12.7	0	6	0	6
Charles E. Kelly Spt Facility	Army Reserve	Pittsburgh	412-434-8470	15071	50	243,800			125	118	50.8				
ECS / AMSA #103 (G)	Army Reserve	Meadville		16316	2	56,181			11	11	14.3	0	45	0	45
Edgemont USARC / AMSA #31 (G)	Army Reserve	Philadelphia	610-558-1110	19028	3	50,892			49	48	16.9	3	12	0	15
Finleyville NIKE-PI-43	Army Reserve	Elrama		15332	14	44,699			128	38	10.6				
Johnstown Aviation Support Fac	Army Reserve	Johnstown	814-532-7600	15902	3	181,643			107		70.7	6	2	0	8
Neville Island Mnt Sup Fac	Army Reserve	Pittsburgh		15225	16	53,915			15	15	10.6				
North Penn USARC	Army Reserve	Norristown	610-584-1111	19403	5	53,941			19	19	12.3	227	4	0	231
Tacony Warehouse Site	Army Reserve	Philadelphia		19136	5	277,336			14	14	39.1				
TSgt Vernon McGarity USARC	Army Reserve	Pittsburgh	412-362-4123	15108	3	151,981			36	1	34.7	646	128	0	774
Fort Indiantown Gap ANGS	Air Natl Guard	Lickdale		17003	57	178,534			131		34.2	559	0	0	559

¹ US Locations that do not meet criteria of at least ten (10) Acres AND at least \$10M PRV. US Territories and Non-US Locations that do not meet criteria of at least ten (10) Acres OR at least \$10M PRV.

DEPARTMENT OF DEFENSE
Base Structure Report - As Of 30 Sept 03

SITE	COMPONENT	NAME NEAREST CITY	PHONE	ZIP CODE	BLDGS OWNED	BLDGS OWNED SQFT	BLDGS LEASED	BLDGS LEASED SQFT	TOTAL ACRES	ACRES OWNED	PRV (\$M)	MIL	CIV	OTHER	TOTAL
Harrisburg IAP	Air Natl Guard	Middletown	717-948-2200	17057	28	285,911	1	15,077	39		72.5	1,111	0	0	1,111
Pittsburgh IAP (ANG)	Air Natl Guard	Coraopolis	412-474-7359	15108	39	389,885			179		114.7				
State College ANG	Air Natl Guard	State College		16801	4	44,095			27		10.8	131	0	0	131
Pittsburgh IAP-ARS	AF Reserve	Coraopolis	412-474-8000	15108	54	507,578			181	12	137.5	1,194	121	0	1,315
Willow Grove ARS	AF Reserve	Hatboro	215-443-1050	19090	50	617,337			170	162	184.3	2,249	97	0	2,346
NAVSUPPACT Mechanicsburg	Navy Active	Mechanicsburg		17055	133	9,309,188			857	844	1,026.7	236	5,068	0	5,304
NAVSUPPACT Mechanicsburg (NSA Philadelphia PA)	Navy Active	Philadelphia			42	2,240,838			134	134	410.2	0	36	0	36
NSWC SHIPSYSENGSTA	Navy Active	Philadelphia		19112	40	1,671,194			271	271	448.2	10	1,593	0	1,603
NAWC-AD Warminster CSO	Caretaker	Warminster		18974	48	1,383,513			542	461	374.3				
NH Philadelphia CSO	Caretaker	Philadelphia		19111	49	687,536			49	49	182.9				
NAS Willow Grove	Navy Reserve	Willow Grove	215-443-1000	19090	91	1,020,216			967	884	385.4	2,571	76	0	2,647
NMCRCS Pittsburgh	Navy Reserve	Pittsburgh		15137	2	72,580			13	13	13.1	450	14	0	464
OTHER SITE(S) ¹ : 99					291	6,123,166	15	192,525	1,540	1,471	1,471.4	8,622	797	16	9,435
Pennsylvania Total:					4,011	47,575,014	17	207,665	44,870	26,540	9,458.5	21,410	13,218	1,924	36,552
Puerto Rico															
Fort Allen Coe #43177	Army Guard	Juana Diaz			101	356,410			776	776	138.8	785	7	0	792
MTA Camp Santiago	Army Guard	Salinas	787-724-1295		358	761,358	3	45,000	11,930	11,930	258.0	333	1	92	426
AMSA #161 (G)	Army Reserve	Guaynabo		00934	3	40,496			7	7	11.8	0	31	0	31
Cpt E. Rubio Jr./Puerto Nuevo	Army Reserve	Puerto Nuevo		00920	7	85,430			63	63	25.7	876	10	0	886
Fort Buchanan	Army Reserve	Guaynabo	787-273-3400	00934	453	2,125,557			746	746	700.2	1,862	840	1,781	4,483
LTC H.G. Pesquera/Ft Allen	Army Reserve	Juana Diaz	787-724-1295	00665	5	102,076			40	40	27.0	531	54	0	585
Ramey USARC/Aquadilla	Army Reserve	Aguadilla		00604	6	67,980			59	59	16.0	585	7	0	592
Roosevelt Rds Nav Sta USARC	Army Reserve	Ceiba		00735	4	56,325			14.4	474	14.4	474	7	0	481
Lajas Radar Site (TARS #16)	AF Active	Lajas			6	10,064			23		14.2				
Ramey AF Solar Observatory Research Site	AF Active	Isabela			6	6,044			81	74	2.7	9	0	0	9
Camp Santiago Range (ANG)	Air Natl Guard	Salinas			3	4,645			354	354	3.4				
Luis Munoz Marin IAP	Air Natl Guard	San Juan	787-253-5100	00979	39	293,120			84		114.0	925	0	0	925
Punta Borinquen Radar Site	Air Natl Guard	Aguadilla	787-890-8701	00604	9	51,155			6	6	21.8				
Punta Salinas Radar Site	Air Natl Guard	Catano		00950	15	43,247			30	30	19.8	212	0	0	212
MCRC San Juan	USMC Reserve	San Juan			4	111,421			31	31	40.4	13	0	0	13
NAVCOMTELSTA Roosevelt Roads (Isabela Puerto Rico)	Navy Active	Ponce			6	30,097			413	413	17.3				
NAVCOMTELSTA Roosevelt Roads (Lf Tran Site Aguada)	Navy Active	Ponce			3	14,578			388	388	8.0				
NAVCOMTELSTA Roosevelt Roads (Salinas Receiver Site)	Navy Active	Salinas Salinas			3	7,379			249	249	3.8				
NAVSECGRUACT Sabana Seca	Navy Active	Sabana Seca Manati		34053	162	454,170			2,927	2,562	171.5	22	17	0	39
NS Roosevelt Roads	Navy Active	Roosevelt San Juan			1,086	4,103,240	1	52,255	8,209	8,034	1,541.3	1,011	274	2	1,287

¹ US Locations that do not meet criteria of at least ten (10) Acres AND at least \$10M PRV. US Territories and Non-US Locations that do not meet criteria of at least ten (10) Acres OR at least \$10M PRV.

DEPARTMENT OF DEFENSE
Base Structure Report - As Of 30 Sept 03

SITE	COMPONENT	NAME NEAREST CITY	PHONE	ZIP CODE	BLDGS OWNED	BLDGS OWNED SQFT	BLDGS LEASED	BLDGS LEASED SQFT	TOTAL ACRES	ACRES OWNED	PRV (\$M)	MIL	CIV	OTHER	TOTAL
NS Roosevelt Roads (Cabeza De Perro)	Navy Active	Naguabo							29	29					
NS Roosevelt Roads (Camp Garcia/Vieques)	Navy Active	Roosevelt Ros Naval			22	40,361					99.2				
NS Roosevelt Roads (Flamingo Pt/Culebra)	Navy Active	Roosevelt Ros Naval			4	6,019			79	73	1.5				
NS Roosevelt Roads (Pico Del Este-AFWTF)	Navy Active	Roosevelt Ros Naval			3	5,339			76	76	24.7				
NS Roosevelt Roads (Pineros Island)	Navy Active	Roosevelt Ros Naval							325	325					
NS Roosevelt Roads (Ramey AFB West Annex)	Navy Active	Roosevelt Ros Naval			2	102,732			7	5	12.8				
NS Roosevelt Roads (Seabee Camp)	Navy Active	Ceiba Ceiba			55	342,817			57	57	87.0				
NS Roosevelt Roads (Vieques East)	Navy Active	Roosevelt Ros Naval			6	12,819			14,121	14,121	13.2				
NS Roosevelt Roads (Vieques West)	Navy Active	Vieques Vieques			2	7,539			427	105	5.6				
OTHER SITE(S) ¹: 13					44	149,304			50	39	46.8	1,195	27	0	1,222
Puerto Rico Total:					2,417	9,391,722	4	97,255	41,590	40,593	3,440.8	8,833	1,275	1,875	11,983

Rhode Island

Camp Fogarty Tng Site	Army Guard	East Greenwich	401-275-4683		28	105,830			374	374	32.8	615	3	36	654
Davisville Family Hsg	Army Reserve	Davisville		02852	21	106,278			14	14	10.9				
Coventry ANGS	Air Natl Guard	Coventry	401-392-0966	02816	13	55,749			17	17	10.9				
North Smithfield ANGS	Air Natl Guard	Slatersville	401-762-8600	02876	8	63,033			34	34	12.7	204	0	0	204
Quonset State Airport ANG	Air Natl Guard	North Kingston	401-886-1210	02852	25	339,988			94		102.0	967	0	0	967
NAVAMBCARECEN Newport	Navy Active	Newport		02841	16	414,536			41	41	82.9	278	121	0	399
NS Newport	Navy Active	Newport	401-841-2311	02841	144	3,069,496			1,349	1,344	851.6	1,018	612	0	1,630
NS Newport (Fort Adams RI)	Navy Active	Newport			34	258,568			25	25	30.5				
NS Newport (Melville)	Navy Active	Newport			24	67,220			24		168.7				
NUSWC DIV Newport	Navy Active	Middletown			70	1,497,232			60		384.6	53	2,751	0	2,804
CBC Davisville CSO	Caretaker	Davisville		02854	144	2,524,374			910	910	506.0				
NS Newport (NMCRC Providence RI)	Navy Reserve	Providence			2	68,222			20	20	11.7	356	0	0	356
OTHER SITE(S) ¹: 21					560	2,759,929	1	10,989	160	159	386.7	1,830	374	6	2,210
Rhode Island Total:					1,089	11,330,455	1	10,989	3,121	2,939	2,591.8	5,321	3,861	42	9,224

South Carolina

Fort Jackson	Army Active	Columbia	803-751-1110	29207	1,167	10,067,541	5	9,600	52,301	52,301	1,955.0	22,100	1,380	2,180	25,660
MTA Clarks Hill Reservation	Army Guard	Plum Branch			37	43,702			896	896	13.8				
N Charleston USARC/AMSA #121	Army Reserve	Goose Creek	843-743-0609	29406	2	77,378			16		11.5				
Charleston AFB	AF Active	Charleston	843-963-6000	29404	790	4,333,435			3,733	3,009	985.2	5,972	658	0	6,630
Charleston Defense Fuel Support Point	AF Active	North Charleston		29418	5	2,538			56	50	50.0				
Hunley Park Military Family Hsg	AF Active	North Charleston		29419	262	695,863			271	271	69.6				

¹ US Locations that do not meet criteria of at least ten (10) Acres AND at least \$10M PRV. US Territories and Non-US Locations that do not meet criteria of at least ten (10) Acres OR at least \$10M PRV.

DEPARTMENT OF DEFENSE
Base Structure Report - As Of 30 Sept 03

SITE	COMPONENT	NAME NEAREST CITY	PHONE	ZIP CODE	BLDGS OWNED	BLDGS OWNED SQFT	BLDGS LEASED	BLDGS LEASED SQFT	TOTAL ACRES	ACRES OWNED	PRV (\$M)	MIL	CIV	OTHER	TOTAL
North AF Auxiliary Field	AF Active	North		29112	5	26,045			2,392	2,277	95.8	0	15	0	15
Shaw AFB	AF Active	Sumter	803-895-1110	29152	1,244	5,451,404			3,406	3,310	1,028.6	5,275	492	0	5,767
McEntire Air Guard Stn	Air Natl Guard	Eastover	803-647-8300	29044	75	670,288			2,473	2,344	202.7	1,235	0	0	1,235
MCAS Beaufort	USMC Active	Beaufort	843-228-7100	29904	260	2,299,316	2	803	6,349	5,720	834.7	4,206	674	0	4,880
MCAS Beaufort (L B Housing)	USMC Active	Laurel Bay			7	41,562	1	38,923	753	753	46.5				
MCRD Beaufort Parris Island	USMC Active	Parris Island	843-228-3721	29905	303	3,343,142			8,069	8,036	860.4	1,951	813	0	2,764
NH Beaufort	Navy Active	Beaufort	843-525-5600	29902	19	451,207	1	64	127	122	144.0	482	190	0	672
NH Charleston	Navy Active	Charleston	843-743-7000	29405	3	399,836			24	24	107.9	456	208	0	664
NWS Charleston	Navy Active	Goose Creek	843-764-7901	29445	1,127	6,099,878			16,238	15,117	968.2	1,934	320	0	2,254
NWS Charleston (Old Army Depot)	Navy Active	Goose Creek			70	985,907			913	893	292.7				
NWS Charleston (Short Stay)	Navy Active	Moncks Corner			44	56,964			57		15.9				
SPAWARSYSCEN Charleston (North Yard)	Navy Active	North Charleston			10	278,428			21	21	38.7				
NSY Charleston CSO	Caretaker	North Charleston		29408	141	3,002,842			1,012	1,011	876.3	595	0	0	595
OTHER SITE(S) ¹ : 52					2,128	7,261,826	3	63,100	15,394	15,074	1,280.6	2,497	3,193	0	5,690
South Carolina Total:					7,699	45,589,102	12	112,490	114,499	111,227	9,878.1	46,703	7,943	2,180	56,826
South Dakota															
Dakota Ridge Family Hsg Annex	AF Active	Rapid City		57701			201	422,814	50		36.0				
Ellsworth AFB	AF Active	Box Elder	605-385-5056	57706	721	6,269,537	251	1,177,843	6,407	5,408	1,852.1	3,402	383	0	3,785
Joe Foss Field ANG	Air Natl Guard	Sioux Falls	605-988-5700	57104	33	405,204			214		104.2	989	0	0	989
OTHER SITE(S) ¹ : 113					11	74,209	3	37,210	3,868	3,742	23.7	285	4	0	289
South Dakota Total:					765	6,748,950	455	1,637,867	10,539	9,150	2,016.0	4,676	387	0	5,063
Tennessee															
Def Depot Memphis	Army Active	Memphis		38114	102	5,546,014			706	706	703.4				
Fort Campbell	Army Active	Clarksville		42223	1,379	7,856,728			68,604	68,567	2,032.1				
Holston AAP	Army Active	Kingsport	423-578-6000	37660	413	2,025,812			6,117	6,024	670.5	0	20	124	144
Milan AAP	Army Active	Milan	901-686-6087	38358	1,409	3,629,363			22,357	22,357	1,147.2	0	21	2	23
Volunteer AAP	Army Active	Chattanooga	423-855-7109	37422	318	834,346			6,484	6,444	322.2	0	0	315	315
VTS Symrna	Army Guard	Smyrna	615-355-3644		54	536,682			830	830	109.0	615	202	49	866
Lyell AFRC/AMSA #153(G)	Army Reserve	Nashville	615-353-2511	37209	6	102,855			14	14	15.9	717	34	0	751
NSA Memphis USARC	Army Reserve	Memphis		38054			6	142,459	20		19.7	848	10	0	858
Arnold Air Station	AF Active	Manchester	931-454-3000	37389	279	2,716,407			39,081	39,080	4,683.3	98	183	0	281
McGhee Tyson Airport	Air Natl Guard	Alcoa	865-985-3200	37777	62	670,619	1	799	346		151.2	1,187	0	0	1,187
Memphis IAP	Air Natl Guard	Oakville	901-541-7111	38118	30	351,991	2	32,100	102		94.3	1,104	0	0	1,104
Nashville IAP	Air Natl Guard	Nashville	6/5-399-5410	37217	34	333,676			88		76.9	1,227	0	0	1,227
NAVSUPACT MIDSOUTH Memphis	Navy Active	Millington	901-874-5111	38054	576	3,725,789			1,977	1,584	782.6	1,677	334	0	2,011
NSWC Div Carderock (Memphis TN)	Navy Active	Memphis			4	476,622			147	61	75.8	0	18	0	18
OTHER SITE(S) ¹ : 19					141	794,889	1	33,735	580	533	157.3	2,479	116	10	2,605

¹ US Locations that do not meet criteria of at least ten (10) Acres AND at least \$10M PRV. US Territories and Non-US Locations that do not meet criteria of at least ten (10) Acres OR at least \$10M PRV.

DEPARTMENT OF DEFENSE
Base Structure Report - As Of 30 Sept 03

SITE	COMPONENT	NAME NEAREST CITY	PHONE	ZIP CODE	BLDGS OWNED	BLDGS OWNED SQFT	BLDGS LEASED	BLDGS LEASED SQFT	TOTAL ACRES	ACRES OWNED	PRV (\$M)	MIL	CIV	OTHER	TOTAL
Tennessee Total:					4,807	29,601,793	10	209,093	147,454	146,201	11,041.4	9,952	938	500	11,390
Texas															
Camp Bullis	Army Active	Leon Springs	DSN 471- 1110	78257	224	343,298			27,993	27,993	104.2	459	2	0	461
Fort Bliss	Army Active	El Paso	915-568-2121	79916	3,069	15,039,458	302	560,098	122,098	122,098	3,511.7	10,587	2,202	2,816	15,605
Fort Hood	Army Active	Killeen	254-287-2131	76544	1,748	18,471,584	319	853,595	214,570	214,562	4,700.6	37,269	3,327	3,537	44,133
Fort Sam Houston	Army Active	San Antonio	210-221-1211	78234	1,068	10,249,137	4	127,208	3,106	3,106	1,632.8	9,946	3,784	2,504	16,234
Lone Star AAP	Army Active	Texarkana	903-838-5351	75505	908	3,252,861			15,699	15,699	875.5	0	18	0	18
Longhorn AAP	Army Active	Marshall	214-679-2100	75671	361	1,038,705			8,493	8,492	260.0	0	0	12	12
Red River Army Depot	Army Active	Texarkana	903-334-2141	75507	1,118	7,500,707	15	163,315	18,316	18,316	1,721.2	54	1,713	942	2,709
Stanley Camp Stor Actv	Army Active	San Antonio		75507	183	676,917			4,000	4,000	157.7	0	91	0	91
Addicks (New)	Army Guard	Houston	281-496-3228		3	80,915			26	26	11.7	508	8	0	516
Camp Swift	Army Guard	Bastrop	512-321-2497		83	210,494			11,659	11,659	51.1	64	6	4	74
Fort Wolters	Army Guard	Mineral Wells	940-325-4580		51	96,215			3,989	3,989	44.2	99	0	12	111
Saginaw	Army Guard	Saginaw	817-232-9516		27	412,924			149	149	67.0	0	58	138	196
Temple	Army Guard	Temple	254-778-6553		6	63,841			20	20	16.5	363	7	0	370
Austin Memorial AFRC	Army Reserve	Austin	512-459-0290	78731	3	71,774			13	11	11.2	406	19	0	425
Conroe USARC/ASF 62	Army Reserve	Conroe	409-539-3994	77303	4	104,879			44		33.7	365	73	0	438
Grand Prairie Reserve Complex	Army Reserve	Grand Prairie		75051	40	553,377			68	68	81.2	1,042	18	0	1,060
Seagoville USARC	Army Reserve	Seagoville	972-287-8356	75159	9	128,840			206	206	28.4	823	47	0	870
Air Force Plant No 4	AF Active	Fort Worth			80	5,508,942			727	636	1,036.1	10	9	0	19
Brooks City Base	AF Active	San Antonio	210-536-1110	78235			137	1,850,613	280		329.8	1,218	1,176	0	2,394
Camp Bullis Training Annex	AF Active	San Antonio			9	108,377	2	4,490	21	21	21.6	46	0	0	46
Dyess AFB	AF Active	Abilene	915-696-2864	79607	997	4,431,024			6,342	5,304	1,356.2	5,546	347	0	5,893
Goodfellow 801 Leased Hsg Annex	AF Active	San Angelo					90	276,810	40		18.8				
Goodfellow AFB	AF Active	San Angelo	915-654-3231	76908	175	2,234,205			1,119	1,117	429.3	1,553	536	0	2,089
Hondo Municipal Airport	AF Active	San Antonio			15	73,080	1	33,800	867		97.0				
Kelly Field Annex	AF Active	San Antonio	210-925-1110	78241	132	2,063,834			2,789	2,134	622.1	809	0	0	809
Lackland AFB	AF Active	San Antonio	210-671-1110	78236	722	9,590,706			2,753	2,712	1,780.7	14,125	4,251	0	18,376
Lackland Training Annex	AF Active	San Antonio	210-673-0562	78055	290	1,374,914			4,017	4,017	320.3	1	0	0	1
Laughlin AFB	AF Active	Del Rio	830-298-3511	78843	497	2,368,978			4,524	4,106	655.5	1,024	899	0	1,923
Laughlin AFB Aux 1	AF Active	Spofford			6	3,746			724	403	16.7				
Randolph AFB	AF Active	Universal City	210-652-1110	78150	653	5,416,112			3,129	2,894	1,139.6	4,100	4,713	0	8,813
Seguin AF Auxiliary Field	AF Active	Seguin		78155	5	3,962			961	961	46.7				
Sheppard AFB	AF Active	Wichita Falls	940-676-2511	76311	1,074	8,817,867			5,719	4,640	1,993.9	3,529	1,361	0	4,890
Ellington Field	Air Natl Guard	Genoa	281-929-2110	77034	52	439,385	1	1,023	190	190	101.8	1,026	0	0	1,026
NAS Corpus Christi	Navy Active	Corpus Christi	361-961-2811	78419	209	4,998,640			2,598	2,201	1,305.9	1,930	492	0	2,422
NAS Corpus Christi (ALF Cabaniss)	Navy Active	Corpus Christi			1	1,920			953	911	55.8				
NAS Corpus Christi (ALF Waldron)	Navy Active	Corpus Christi			1	2,400			903	849	62.4				
NAS Kingsville	Navy Active	Kingsville	361-516-6136	78363	112	1,132,418			3,989	3,229	480.9	437	183	0	620
NAS Kingsville (ALF Orange)	Navy Active	Orange Grove			7	11,031			1,596	1,373	68.9	37	0	0	37
NAS Kingsville (Dixie Target Range)	Navy Active	Tilden			10	21,499			7,825	6,761	33.6				

¹ US Locations that do not meet criteria of at least ten (10) Acres AND at least \$10M PRV. US Territories and Non-US Locations that do not meet criteria of at least ten (10) Acres OR at least \$10M PRV.

DEPARTMENT OF DEFENSE
Base Structure Report - As Of 30 Sept 03

SITE	COMPONENT	NAME NEAREST CITY	PHONE	ZIP CODE	BLDGS OWNED	BLDGS OWNED SQFT	BLDGS LEASED	BLDGS LEASED SQFT	TOTAL ACRES	ACRES OWNED	PRV (\$M)	MIL	CIV	OTHER	TOTAL
NH Corpus Christi	Navy Active	Corpus Christi		78419	5	231,390			32	32	66.3	223	101	0	324
NS Ingleside	Navy Active	Ingleside	361-776-4200	78362	72	695,891	4	7,646	915	913	212.7	2,388	173	0	2,561
NWIRP Dallas	Navy Active	Dallas			79	4,469,618			315	315	835.7	13	0	0	13
NWIRP McGregor	Navy Active	Mcgregor		79916	200	834,261			4,366	4,331	209.8				
NAS Dallas CSO	Caretaker	Dallas		75211	70	561,620	3	10,836	732	51	253.9	0	47	0	47
NAS JRB Fort Worth	Navy Reserve	Fort Worth	817-782-5000	76127	262	2,670,400			70		747.6	3,969	234	0	4,203
OTHER SITE(S) ¹ : 116					858	13,734,969	226	5,780,465	21,839	15,757	951.8	11,156	3,332	146	14,634
Texas Total:					15,498	130,097,114	1,104	9,669,899	510,782	496,252	28,560.2	115,125	29,227	10,111	154,463

Utah

Defense Dist Depot Ogden Utah	Army Active	Ogden		84404	151	6,571,513			1,131	1,129	1,105.9	12	13	0	25
Deseret Chemical Depot	Army Active	Tooele	435-833-4573	84071	314	1,338,777			19,364	19,362	505.1	0	466	4	470
Dugway Proving Ground	Army Active	Salt Lake	435-831-2151	84022	560	2,251,595	1	2,880	798,214	798,214	1,097.3	47	561	288	896
Green River Test Complex	Army Active	Green River		88002	21	47,287			3,628	1,619	54.0				
Tooele Army Depot	Army Active	Tooele	435-833-3211	84074	1,024	2,513,198	43	764,495	23,611	23,063	1,259.9	57	471	134	662
Fort Douglas AFRC Complex	Army Reserve	Salt Lake City	801-736-4223	84113	21	400,399	3	20,290	54	54	77.0	1,196	96	23	1,315
Ogden Maintenance Center 269	Army Reserve	Ogden		84404	4	132,173			12	12	25.1	211	38	0	249
Ogden Storage Facility 11-C	Army Reserve	Ogden		84404	1	281,700			28	28	26.8				
Hill AFB	AF Active	Clearfield	801-777-7221	84056	1,234	13,736,084			7,000	6,795	3,265.9	6,937	10,011	0	16,948
Little Mountain Test Annex	AF Active	Ogden			13	107,347			740	731	44.6				
Utah Test and Training Range North	AF Active	Wendover		84083	76	314,197			366,539	351,335	175.8				
Utah Test and Training Range South Utah	AF Active	Wendover		84083	32	26,728			572,753	572,752	28.1				
Salt Lake City IAP ANG	Air Natl Guard	Salt Lake City	801-595-2200	84116	51	459,042	1	4,800	135		118.0	1,366	0	0	1,366
Navpmissp Sunnyvale (Det Magna Utah)	Navy Active	Magna			97	452,411	7	83,140	522	518	144.7				
OTHER SITE(S) ¹ : 76					42	251,071	9	71,393	467	434	70.3	1,482	10	0	1,492
Utah Total:					3,641	28,883,522	64	946,998	1,794,197	1,776,046	7,998.5	11,308	11,666	449	23,423

Vermont

NG Ethan Allen AFB (MTA)	Army Guard	Colchester	800-432-9328		37	215,562			667	667	45.8				
So Burlington	Army Guard	So Burlington			1	1,596	3	63,614	14	14	14.1				
TS Ethan Allen Range	Army Guard	Jericho	800-432-9328		57	259,692			11,219	11,219	56.9	434	10	11	455
Burlington IAP (ANG)	Air Natl Guard	So Burlington	802-660-5215	05403	41	411,364			231		106.9	992	0	0	992
OTHER SITE(S) ¹ : 7					9	77,938	4	134,169	26	23	34.4	271	3	0	274
Vermont Total:					145	966,152	7	197,783	12,157	11,923	258.2	1,697	13	11	1,721

Virgin Islands

NS Roosevelt Roads (3D Utr/St Croix-AFWTF)	Navy Active	Frederiksted			5	21,512			14	14	27.5				
NS Roosevelt Roads (Crown Mt/St Thom-AFWTF)	Navy Active	Charlotte Amalie			8	19,247			27	27	5.7				

¹ US Locations that do not meet criteria of at least ten (10) Acres AND at least \$10M PRV. US Territories and Non-US Locations that do not meet criteria of at least ten (10) Acres OR at least \$10M PRV.

DEPARTMENT OF DEFENSE
Base Structure Report - As Of 30 Sept 03

SITE	COMPONENT	NAME NEAREST CITY	PHONE	ZIP CODE	BLDGS OWNED	BLDGS OWNED SQFT	BLDGS LEASED	BLDGS LEASED SQFT	TOTAL ACRES	ACRES OWNED	PRV (\$M)	MIL	CIV	OTHER	TOTAL
NS Roosevelt Roads (S G Hill/St Crox-AFWTF)	Navy Active	Frederiksted			5	5,214			11	11	8.1				
OTHER SITE(S) ¹ : 1					5	16,462			9	9	5.9				
Virgin Islands Total:					23	62,435	0	0	60	60	47.2	0	0	0	0
Virginia															
Big Bethel Reservoir	Army Active	Hampton		23666	7	8,521			500	455	85.9				
Def Gen Supply Center	Army Active	Richmond		23297	83	6,026,257			633	605	766.8	2	4	71	77
Fort A P Hill	Army Active	Bowling Green	804-633-8710	22427	461	1,107,051			75,905	75,794	395.4	408	249	84	741
Fort Belvoir	Army Active	Alexandria	703-545-6700	22060	1,233	10,932,079	5	30,970	8,656	8,656	2,184.1	3,167	5,062	7,360	15,589
Fort Eustis	Army Active	Newport News	757-878-1212	23604	624	6,821,094			8,228	8,227	1,498.8	7,645	2,119	1,343	11,107
Fort Lee	Army Active	Petersburg	804-734-4556	23801	1,096	7,529,709			5,574	5,496	1,262.9	7,778	1,569	1,667	11,014
Fort Monroe	Army Active	Hampton	788-727-1110	23651	275	2,182,646			570	570	395.4	334	1,325	332	1,991
Fort Myer	Army Active	Arlington	703-545-6700	22211	132	2,321,676			256	256	445.6	1,680	554	707	2,941
Fort Story	Army Active	Norfolk	788-422-7305	23459	249	1,172,638	3	4,292	1,451	1,446	322.7	1,446	22	99	1,567
Radford AAP	Army Active	Radford	540-639-7631	24143	1,103	3,482,631			6,901	6,883	1,462.3	0	100	3	103
AASF Byrd Field	Army Guard	Sandston	804-236-6000		17	104,791			93	93	32.1	279	62	0	341
Army Guard Readiness Center	Army Guard	Arlinington	703-607-7010		3	248,800			15	15	39.3	77	279	1,149	1,505
Fort Pickett ARNG-MTC	Army Guard	Blackstone	804-298-6283		547	2,332,009			42,276	42,273	830.6	950	178	277	1,405
Fort Pickett	Army Reserve	Petersburg	804-292-8621	23824	17	49,042			1,962	1,962	133.9				
Marcella / Butler Farms USARC	Army Reserve	Hampton		23666	14	32,561			26	21	10.1				
Langley AFB	AF Active	Hampton	757-764-1110	23665	400	4,959,985	5	66,968	3,152	2,883	1,237.1	9,050	1,848	0	10,898
Langley Family Hsg Annex	AF Active	Poquoson		23662	459	1,930,178			288	285	209.9				
Camp Pendleton Military Reservation (ANG)	Air Natl Guard	Virginia Beach		23458	6	68,328			62		14.6				
Richmond IAP (Byrd Field)	Air Natl Guard	Sandston	804-236-6000	23150	65	306,963			143		80.8	1,028	0	0	1,028
HQBN HQMC Arlington	USMC Active	Arlington	703-614-1235	22214	12	103,865			24	24	79.5	2,231	882	0	3,113
MCB Quantico	USMC Active	Quantico	703-784-2121	22134	1,277	6,688,479			60,524	60,520	1,367.1	6,834	3,270	0	10,104
MCB Quantico (Camp Upshur)	USMC Active	Quantico			72	180,416			10	10	22.0				
AFEXPTRAACT Camp Peary	Navy Active	Williamsburg		23185	23	121,166			9,276	9,271	20.0	351	0	0	351
COMNAVDIST Washington DC (Arlington Service Ctr)	Navy Active	Arlington			14	281,951			30	30	50.5	0	681	0	681
COMNAVREG MIDLANT	Navy Active	Norfolk		23508	4	238,261			399	398	38.7	95	5,431	1	5,527
COMNAVREG Midlant (CLF Norfolk NSY)	Navy Active	Portsmouth			61	2,369,571			277	264	369.2				
COMNAVREG Midlant (South Gate)	Navy Active	Portsmouth			7	162,991			63	63	24.4				
FISC Norfolk (Crane Island)	Navy Active	Portsmouth			31	152,222			919	917	337.3				
NAS Oceana	Navy Active	Virginia Beach	757-444-2366	23460	317	3,816,001			4,374	4,167	981.6	8,914	490	0	9,404
NAS Oceana (ALF Fentress Chesapke)	Navy Active	Virginia Beach			8	17,580			6,168	4,711	53.5				
NAS Oceana (Dam Neck)	Navy Active	Virginia Beach			129	2,603,175			1,486	1,486	482.0	2,398	523	0	2,921
NAVMECCEN Portsmouth	Navy Active	Portsmouth	757-953-5000	23708	29	1,299,784			111	111	319.6	3,550	1,250	0	4,800
NAVPHIBASE Little Creek	Navy Active	Norfolk	757-444-0000	23521	397	4,080,130	1	5,045	2,270	2,263	864.2	9,272	1,002	0	10,274

¹ US Locations that do not meet criteria of at least ten (10) Acres AND at least \$10M PRV. US Territories and Non-US Locations that do not meet criteria of at least ten (10) Acres OR at least \$10M PRV.

DEPARTMENT OF DEFENSE
Base Structure Report - As Of 30 Sept 03

SITE	COMPONENT	NAME NEAREST CITY	PHONE	ZIP CODE	BLDGS OWNED	BLDGS OWNED SQFT	BLDGS LEASED	BLDGS LEASED SQFT	TOTAL ACRES	ACRES OWNED	PRV (\$M)	MIL	CIV	OTHER	TOTAL
NAVPHIBASE Little Creek (Fort Story)	Navy Active	Norfolk			5	58,514	1	200	35	35	11.9				
NAVSUPPACT Norfolk	Navy Active	Norfolk			481	3,280,944			622	622	453.0	262	374	0	636
NAVSUPPACT Norfolk (Lafayette River Annex)	Navy Active	Norfolk			5	216,083			20	20	33.7				
NAVSUPPACT Norfolk (Northwest Chesapeake VA)	Navy Active	Chesapeake			158	726,044			3,159	2,801	190.4	44	0	0	44
NS Norfolk	Navy Active	Norfolk	757-444-0000	23505	615	16,122,445			2,853	2,831	2,886.6	62,099	680	0	62,779
NS Norfolk (Elizabeth Rvr Channel)	Navy Active	Norfolk			4	15,276			11	11	12.8				
NS Norfolk (St.Helena Norfolk)	Navy Active	Norfolk							12	12	19.6				
NS Norfolk (St.Juliens Creek Annex)	Navy Active	Chesapeake			121	995,878			515	514	169.3				
NSWC DIV Dahlgren	Navy Active	Dahlgren	540-653-8531	22448	554	3,096,320			2,677	2,677	750.5	710	3,826	0	4,536
NSY Norfolk	Navy Active	Portsmouth	757-396-3000	23709	53	3,355,884			308	308	969.7	1,057	8,316	0	9,373
PWC Norfolk (Stanley Court/NNSY)	Navy Active	Norfolk			80	161,865			16	16	15.9				
PWC Norfolk (Wadsworth Housing Trac)	Navy Active	Norfolk			89	891,932			54	54	80.0				
Surface Combat Systems Center	Navy Active	Wallops Island		23337	84	335,527			73	73	80.8	128	40	0	168
WPNSUPPFAC Yorktown	Navy Active	Yorktown		23691	700	3,943,650			10,637	10,635	938.2	556	344	0	900
WPNSUPPFAC Yorktown (Cheatham Annex)	Navy Active	Williamsburg			168	2,970,682			2,360	2,358	343.0				
WPNSUPPFAC Yorktown (Yorktown Fuel Depot)	Navy Active	Yorktown			40	11,560			111	111	98.7				
OTHER SITE(S) ¹ : 127					1,394	8,397,366	200	1,801,031	13,211	6,492	3,598.9	5,885	4,315	20	10,220
Virginia Total:					13,723	118,312,521	215	1,908,506	279,298	269,724	27,070.6	138,230	44,795	13,113	196,138
Wake Islands															
Wake Island Airfield	AF Active	Agana			103	466,525			2,600	2,600	557.6				
Wake Islands Total:					103	466,525	0	0	2,600	2,600	557.6	0	0	0	0
Washington															
Bonneville Camp	Army Active	Vancouver		98687	47	56,525			3,840	3,020	20.2				
Fort Lewis	Army Active	Tacoma	253-967-1110	98433	1,573	13,917,085	30	536,715	86,023	84,341	4,842.7	19,161	2,920	2,989	25,070
Yakima Training Center	Army Active	Yakima	509-577-3206	98901	168	691,400			323,426	323,249	363.7	534	15	0	549
Kent	Army Guard	Kent	253-945-1831		9	86,611			15	15	14.4	641	7	2	650
AMSA 137 (Marine)	Army Reserve	Tacoma	253-383-3577	98421	2	25,320			11		10.5	0	16	0	16
Fort Lawton USAR Complex	Army Reserve	Seattle	206-281-3100	98199	8	190,868			58	58	44.3	692	79	0	771
SSG Joe R Hooper USARC	Army Reserve	Bothell	425-487-1380	98021	7	101,749			42	42	22.4	226	7	4	237
Vancouver Barracks	Army Reserve	Vancouver	360-696-0512	98661	48	378,729			53	53	70.8	653	32	0	685
Fairchild AFB	AF Active	Airway Heights	509-247-1212	99011	978	5,936,523			5,823	4,502	1,754.6	4,270	435	0	4,705
McChord AFB	AF Active	Tacoma	253-982-1910	98438	753	5,499,405			4,639	4,537	1,613.4	6,083	664	0	6,747
Mukilteo Defense Fuel Support Point	AF Active	Everett		98207	10	23,845			21	21	40.5				
Spokane Family Hsg Annex	AF Active	Spokane		99205	131	308,813			89	81	38.9				

¹ US Locations that do not meet criteria of at least ten (10) Acres AND at least \$10M PRV. US Territories and Non-US Locations that do not meet criteria of at least ten (10) Acres OR at least \$10M PRV.

DEPARTMENT OF DEFENSE
Base Structure Report - As Of 30 Sept 03

SITE	COMPONENT	NAME NEAREST CITY	PHONE	ZIP CODE	BLDGS OWNED	BLDGS OWNED SQFT	BLDGS LEASED	BLDGS LEASED SQFT	TOTAL ACRES	ACRES OWNED	PRV (\$M)	MIL	CIV	OTHER	TOTAL
Camp Murray ANG	Air Natl Guard	Tacoma	253-512-8000	98430	23	156,649			43		30.9	16	0	0	16
Four Lakes Communications Station (ANG)	Air Natl Guard	Cheney		99004	15	68,125			156	63	17.0	129	0	0	129
Spokane IAP ANG	Air Natl Guard	Spokane	509-458-5445	99219	15	102,795	3	82,129	79	44	47.0	135	0	0	135
FISC Puget Sound Bremerton	Navy Active	Bremerton	360-476-3711	98314	10	957,752			29	29	134.8	13	318	0	331
FISC Puget Sound Bremerton (Manchester Wash)	Navy Active	Manchester			21	80,100			234	234	372.8				
NAS Whidbey Island	Navy Active	Whidbey Island NAS	360-257-2211	98278	268	3,365,574			4,362	4,210	1,278.0	8,878	300	0	9,178
NAS Whidbey Island (OLF Coupeville)	Navy Active	Coupeville			6	8,228			1,014	664	24.1				
NAS Whidbey Island (Sea Plane Base)	Navy Active	Oak Harbor			865	2,567,238			2,785	2,772	383.9				
NAVMAG Indian Island	Navy Active	Port Townsend		98339	177	510,873			2,716	2,716	208.4	1	56	0	57
NAVRADSTA /T/ Jim Creek	Navy Active	Oso		98223	35	132,613			4,901	4,797	126.5	4	0	0	4
NH Bremerton	Navy Active	Bremerton	360-475-4000	98312	19	379,084			49	49	139.0	1,055	377	0	1,432
NS Bremerton	Navy Active	Bremerton		98314	89	1,497,845	1	16,170	339	333	688.0	593	9,317	0	9,910
NS Everett	Navy Active	Everett	425-304-3000	98207	41	685,213			209	209	351.0	5,735	8	0	5,743
NS Everett (Fort Lawton Magnolia)	Navy Active	Seattle			62	166,349			33	33	17.8				
NS Everett (Marysville WA)	Navy Active	Marysville			11	276,014			52	52	60.8				
NS Everett (Pacific Beach)	Navy Active	Pacific Beach			44	194,959			53	53	40.9				
NSY Puget Sound	Navy Active	Bremerton		98314	106	3,859,560			541	541	1,649.0	4,994	2	0	4,996
NSY Puget Sound (Bremerton R R)	Navy Active	Bremerton							655	654	32.3				
NUSWC DIV Keyport	Navy Active	Keyport		98345	135	1,329,515			338	336	391.5	204	1,516	0	1,720
NUSWC Div Keyport (Undersea Warfare Annex)	Navy Active	Keyport			142	778,287			1,071	1,058	220.7				
SUBASE Bangor	Navy Active	Bangor	360-396-4840	98315	514	3,931,124			6,130	6,127	1,260.8	313	5	0	318
NS Puget Sound CSO	Caretaker	Seattle			51	1,556,957	1	12,450	157	152	286.2	0	84	0	84
NMCRC Spokane	Navy Reserve	Spokane		99205	11	67,532			23	23	13.0	284	0	0	284
OTHER SITE(S) ¹ : 85					629	4,138,705	13	184,997	756,215	507,501	1,266.8	9,373	2,577	304	12,254
Washington Total:					7,023	54,027,964	48	832,461	1,206,223	952,568	17,877.6	63,987	18,735	3,299	86,021
West Virginia															
Eleanor Maintenance Complex	Army Guard	Red House	304-586-2501		1	174,000	1	130,000	42	42	37.1	131	5	1	137
Big Bend USARC / OMS	Army Reserve	Grantsville		26136	2	19,244			13	13	19.3	36	1	0	37
Charleston AFRC / AMSA #107	Army Reserve	South Charleston	304-776-2115	25313	2	71,150			12	12	12.6	202	28	0	230
EWVRA Shepherd Field ANG	Air Natl Guard	Martinsburg	304-262-5100	25401	31	349,954			207		93.7	1,219	0	0	1,219
Yeager Airport ANG	Air Natl Guard	Charleston	304-341-6126	25311	29	301,829			269	34	73.7	969	0	0	969
Allegany Ballistics Lab	Navy Active	Keyser			143	913,412			1,785	1,639	295.8				
NAVSECGRUACT Sugar Grove	Navy Active	Sugar Grove		26815	92	376,746			647	592	127.2	233	79	0	312
OTHER SITE(S) ¹ : 32					69	724,877			759	667	151.2	2,156	104	1	2,261
West Virginia Total:					369	2,931,212	1	130,000	3,733	2,998	810.7	4,946	217	2	5,165

¹ US Locations that do not meet criteria of at least ten (10) Acres AND at least \$10M PRV. US Territories and Non-US Locations that do not meet criteria of at least ten (10) Acres OR at least \$10M PRV.

DEPARTMENT OF DEFENSE
Base Structure Report - As Of 30 Sept 03

SITE	COMPONENT	NAME NEAREST CITY	PHONE	ZIP CODE	BLDGS OWNED	BLDGS OWNED SQFT	BLDGS LEASED	BLDGS LEASED SQFT	TOTAL ACRES	ACRES OWNED	PRV (\$M)	MIL	CIV	OTHER	TOTAL
Wisconsin															
Badger AAP	Army Active	Baraboo	608-356-5550	53913	1,298	3,965,111			7,378	7,354	1,355.5	0	0	54	54
Denis J. Murphy USARC/AMSA/OMS	Army Reserve	Green Bay	920-336-6576	54304	2	58,023			15	15	12.1	254	21	5	280
Fort McCoy	Army Reserve	Sparta	608-388-2407	54656	1,113	5,669,912	81	245,207	127,730	127,190	1,712.7	1,812	1,083	608	3,503
W. Silver Spring Complex	Army Reserve	Milwaukee	414-438-6169	53218	24	312,373			127	127	61.8	1,517	61	0	1,578
General Mitchell IAP (ANG)	Air Natl Guard	Milwaukee	414-944-8410	53207	25	297,147			72		90.1	870	0	0	870
Hardwood Weapons Range (ANG)	Air Natl Guard	Finley			3	7,962			7,865		11.2				
Truax Field	Air Natl Guard	Madison	608-245-4300	53704	51	718,501			154	35	199.2	1,018	0	0	1,018
Volk Field	Air Natl Guard	Camp Douglas	608-427-1210	54618	89	405,711	50	174,331	2,402	11	249.2	253	0	0	253
Gen Mitchell IAP-ARS	AF Reserve	Milwaukee	414-482-5000	53207	71	413,920			103	102	128.9	1,385	150	0	1,535
NCTAMS LANT Norfolk (NRTF Clam Lake WI)	Navy Active	Ashland			7	28,251			127	127	21.1	0	3	0	3
OTHER SITE(S) ¹: 36					51	534,804	16	134,340	208	114	128.9	2,919	68	0	2,987
Wisconsin Total:					2,734	12,411,715	147	553,878	146,180	135,074	3,970.7	10,028	1,386	667	12,081
Wyoming															
Francis E Warren AFB	AF Active	Cheyenne	307-773-1110	82005	615	4,474,441			5,866	5,866	971.5	3,387	497	0	3,884
Francis E Warren AFB	AF Active	Durham		82005					344	3	11.5				
Cheyenne Municipal Airport ANG	Air Natl Guard	Cheyenne	307-772-6110	82009	27	343,899			717		87.3	1,114	0	0	1,114
OTHER SITE(S) ¹: 87					20	83,279	2	22,695	24,140	9,730	454.4	326	21	3	350
Wyoming Total:					662	4,901,619	2	22,695	31,067	15,599	1,524.7	4,827	518	3	5,348
US/US Territories:					261,076	1,886,140,060	8,211	48,826,306	28,490,567	27,486,921	526,355.7	1,501,831	442,504	113,982	2,058,317

¹ US Locations that do not meet criteria of at least ten (10) Acres AND at least \$10M PRV. US Territories and Non-US Locations that do not meet criteria of at least ten (10) Acres OR at least \$10M PRV.

DEPARTMENT OF DEFENSE
Base Structure Report - As Of 30 Sept 03

SITE	COMPONENT	NAME NEAREST CITY	PHONE	ZIP CODE	BLDGS OWNED	BLDGS OWNED SQFT	BLDGS LEASED	BLDGS LEASED SQFT	TOTAL ACRES	ACRES OWNED	PRV (\$M)	MIL	CIV	OTHER	TOTAL
<u>Antigua and Barbuda</u>															
Antigua Air Station	AF Active	Barnes Hill			35	108,025			263		97.6	2	0	0	2
Antigua and Barbuda Total:					35	108,025	0	0	263	0	97.6	2	0	0	2
<u>Aruba</u>															
OTHER SITE(S) ¹ : 1															
Aruba Total:					0	0	0	0	1	0	0.0	4	0	0	4
<u>Australia</u>															
NAVCOMMSTA H E Holt Exmouth	Navy Active	Northwest Cape							18,093		24.5				
NAVCOMMSTA H E Holt Exmouth (Area A-VLF)	Navy Active	Exmouth			7	52,046					154.3				
NAVCOMMSTA H E Holt Exmouth (Area B-Base)	Navy Active	Exmouth			61	330,337					111.0				
NAVCOMMSTA H E Holt Exmouth (Hft Area)	Navy Active	Exmouth			2	30,095					13.9				
OTHER SITE(S) ¹ : 6					50	52,331	0	0	6	0	20.2	0	0	0	0
Australia Total:					120	464,809	0	0	18,099	0	323.9	0	0	0	0
<u>Bahamas</u>															
NUSWC DET Autec Andros	Navy Active	Andros Island		34058	2	67,332					19.8	58	0	0	58
NUSWC Det Autec Andros (Autec) (Main Base)	Navy Active	Andros Island			102	470,907			539		265.5				
OTHER SITE(S) ¹ : 5					28	25,234	0	0	0	0	29.5	0	0	0	0
Bahamas Total:					132	563,473	0	0	539	0	314.9	58	0	0	58
<u>Bahrain</u>															
NAVSUPPACT Bahrain	Navy Active	Bahrain Island			180	770,621	3	3,828	66		205.0	3,358	259	0	3,617
NAVSUPPACT Bahrain (Aviation Unit Muharraq)	Navy Active	Manama			16	25,454	2	67,350			24.6				
NAVSUPPACT Bahrain (Banz Wrhs Compound)	Navy Active	Al Jufayr			1	480	8	364,990			43.4				
NAVSUPPACT Bahrain (Dependent School)	Navy Active	Al Jufayr					21	151,026	25		37.6				
NAVSUPPACT Bahrain (Mina Sulman Pier Area)	Navy Active	Al Jufayr			5	2,289	1	63,036			13.7				
OTHER SITE(S) ¹ : 4					28	11,097	3	15,847	0	0	5.8	0	0	0	0
Bahrain Total:					230	809,941	38	666,077	91	0	330.1	3,358	259	0	3,617
<u>Belgium</u>															
Brussels	Army Active	Brussels		1000			18	169,494	4		34.2	79	74	461	614
Chateau Gendebien	Army Active	Mons		7000	1	1,620	5	26,295	20		5.1	18	0	0	18

¹ US Locations that do not meet criteria of at least ten (10) Acres AND at least \$10M PRV. US Territories and Non-US Locations that do not meet criteria of at least ten (10) Acres OR at least \$10M PRV.

DEPARTMENT OF DEFENSE
Base Structure Report - As Of 30 Sept 03

SITE	COMPONENT	NAME NEAREST CITY	PHONE	ZIP CODE	BLDGS OWNED	BLDGS OWNED SQFT	BLDGS LEASED	BLDGS LEASED SQFT	TOTAL ACRES	ACRES OWNED	PRV (\$M)	MIL	CIV	OTHER	TOTAL
Chievres Airbase	Army Active	Ath		7950	46	156,787	37	294,021	1,012		271.4	48	18	310	376
Daumerie Caserne	Army Active	Ath		7950	2	848	29	210,477	26		56.4	107	90	121	318
Mons	Army Active	Mons		7000	1	5,912	110	449,999	35		66.8				
Shape Headquarters	Army Active	Mons		7010	3	39,536	37	356,220			87.3	484	134	315	933
Sterrebeek Dependent School	Army Active	Sterrebeek		1933	8	84,259			16	16	23.4	12	4	48	64
Florennes Air Base	AF Active	Florennes			9	154,045					36.1	7	0	0	7
OTHER SITE(S) ¹ : 10					15	22,314	45	89,699	10		25.2	130	0	1	131
Belgium Total:					85	465,321	281	1,596,205	1,122	16	605.9	885	320	1,256	2,461
<u>British Indian Ocean Territory</u>															
NAVSUPPFAC Diego Garcia	Navy Active	Diego Garcia		96595	263	1,561,310			7,000		1,640.4	592	25	1	618
NAVSUPPFAC Diego Garcia (Air Force)	Navy Active	Diego Garcia			40	265,649					277.8				
NAVSUPPFAC Diego Garcia (BOS Contract)	Navy Active	Diego Garcia			201	266,644					125.9				
NAVSUPPFAC Diego Garcia (Industrial Site)	Navy Active	Diego Garcia			14	47,376					114.9				
NAVSUPPFAC Diego Garcia (Transmitter Site)	Navy Active	Diego Garcia			2	10,370					44.7				
British Indian Ocean Territory Total:					520	2,151,349	0	0	7,000	0	2,203.8	592	25	1	618
<u>Canada</u>															
OTHER SITE(S) ¹ : 2							1	144	1		0.0				
Canada Total:					0	0	1	144	1	0	0.0	0	0	0	0
<u>Colombia</u>															
OTHER SITE(S) ¹ : 5					42	33,970			12		17.0				
Colombia Total:					42	33,970	0	0	12	0	17.0	0	0	0	0
<u>Cuba</u>															
NH Guantanamo	Navy Active	Guantanamo Bay		09593	16	114,253					38.6	185	63	0	248
NS Guantanamo Bay	Navy Active	Guantanamo Bay		09593	1,208	4,932,457			28,821		2,508.2	548	185	0	733
OTHER SITE(S) ¹ : 1					2	5,090					1.6				
Cuba Total:					1,226	5,051,800	0	0	28,821	0	2,548.4	733	248	0	981
<u>Denmark</u>															
Karup Air Base	AF Active	Karup									99.0				
OTHER SITE(S) ¹ : 2							5	9,911			1.1				
Denmark Total:					0	0	5	9,911	0	0	100.1	0	0	0	0
<u>Ecuador</u>															

¹ US Locations that do not meet criteria of at least ten (10) Acres AND at least \$10M PRV. US Territories and Non-US Locations that do not meet criteria of at least ten (10) Acres OR at least \$10M PRV.

DEPARTMENT OF DEFENSE
Base Structure Report - As Of 30 Sept 03

SITE	COMPONENT	NAME NEAREST CITY	PHONE	ZIP CODE	BLDGS OWNED	BLDGS OWNED SQFT	BLDGS LEASED	BLDGS LEASED SQFT	TOTAL ACRES	ACRES OWNED	PRV (\$M)	MIL	CIV	OTHER	TOTAL
OTHER SITE(S) ¹ : 1					13	157,957					0.0	15	0	0	15
Ecuador Total:					13	157,957	0	0	0	0	0.0	15	0	0	15
Egypt															
NAVMEDRSCHU Three Cairo	Navy Active	Cairo		09835	18	89,537	22	59,258	3		48.5	34	3	0	37
Egypt Total:					18	89,537	22	59,258	3	0	48.5	34	3	0	37
France															
Istres Air Base	AF Active	Istres					1	361,671			84.4				
France Total:					0	0	1	361,671	0	0	84.4	0	0	0	0
Germany															
AG Pub & Tng Aids Ctr	Army Active	Frankfurt Main		09175			5	339,227	10		52.8	0	10	51	61
Alvin York Vil Fam Hsg	Army Active	Bad Nauheim		09074	21	665,425			23		88.5	0	0	43	43
Amberg Fam Hsg	Army Active	Amberg		09112			9	263,238	8		28.4	0	0	21	21
Amelia Earhart Hotel	Army Active	Wiesbaden		09096	1	155	1	213,451	6		47.0	1	248	92	341
American Arms Hotel	Army Active	Wiesbaden		09096			3	291,351	5		63.4	5	2	383	390
Anderson Barracks	Army Active	Dexheim		09096	30	155,138	20	225,931	105		131.4	873	2	3	878
Ansbach	Army Active	Ansbach		09177					10		58.3				
Argonner Kaserne	Army Active	Hanau		09165	8	160,086	26	657,462	51		138.2	0	120	218	338
Armstrong Barracks	Army Active	Buedingen		09076	10	25,821	23	425,265	59		138.8	719	8	58	785
Armstrong Village Fam Hsg	Army Active	Buedingen		09076	2	8,776	15	370,953	16		52.4	0	0	29	29
Artillery Kaserne	Army Active	Garmisch		09053	9	18,899	27	454,899	37		117.4	26	30	138	194
Aschaffenburg Fam Hsg	Army Active	Aschaffenburg		09175	1	6,269	26	747,288	59		99.5	0	1	4	5
Aschaffenburg Tng Areas (8)	Army Active	Aschaffenburg		09175	9	18,022	26	34,824	3,456		19.0				
Askren Manor Fam Hsg	Army Active	Schweinfurt		09033	16	29,465	55	1,444,098	73		222.5	0	38	172	210
Aukamm Hsg Area	Army Active	Wiesbaden		09096	2	47,223	109	1,263,091	93		191.3	0	0	23	23
Babenhausen Family Hsg	Army Active	Babenhausen		09175	66	164,966	20	603,140	40		95.7	0	0	27	27
Babenhausen Kaserne	Army Active	Babenhausen		09175	32	356,128	65	662,972	327		251.0	860	49	43	952
Bad Aibling Kaserne	Army Active	Bad Aibling		09098	18	99,770	45	1,129,947	317		292.8	231	21	464	716
Bamberg	Army Active	Bamberg		09139					26		112.7				
Bamberg Airfield	Army Active	Bamberg		09139	4	9,894	4	6,412	220		8.0				
Bamberg Stor & Range Area	Army Active	Bamberg		09139	22	7,909	29	135,819	157		44.2	50	0	0	50
Barton Barracks	Army Active	Ansbach		09177	5	58,896	26	423,877	33		123.0	111	130	117	358
Baumholder	Army Active	Baumholder		APO A			88	489,338			50.8				
Baumholder Airfield	Army Active	Baumholder		APO A	3	10,086	1	1,590	47		7.8				
Baumholder Fam Hsg	Army Active	Baumholder		APO A	9	24,388	66	2,242,337	94		291.9	0	5	76	81
Baumholder Hospital	Army Active	Baumholder		APO A	4	21,664	11	179,817	13		53.1	41	21	28	90
Baumholder Qm Area	Army Active	Baumholder		APO A	14	10,422	31	385,938	60		71.8	5	4	13	22
Benjamin Franklin Vil Fam Hsg	Army Active	Mannheim		09086	32	182,214	177	4,357,995	217		619.4	58	45	654	757
Bensheim Maint & Supply Fac	Army Active	Bensheim		09175			1	82,844	8		11.5	0	1	5	6

¹ US Locations that do not meet criteria of at least ten (10) Acres AND at least \$10M PRV. US Territories and Non-US Locations that do not meet criteria of at least ten (10) Acres OR at least \$10M PRV.

DEPARTMENT OF DEFENSE
Base Structure Report - As Of 30 Sept 03

SITE	COMPONENT	NAME NEAREST CITY	PHONE	ZIP CODE	BLDGS OWNED	BLDGS OWNED SQFT	BLDGS LEASED	BLDGS LEASED SQFT	TOTAL ACRES	ACRES OWNED	PRV (\$M)	MIL	CIV	OTHER	TOTAL
Birkenfeld Hsg Facilities	Army Active	Birkenfeld		APO A	1	71	6	165,946	6		21.3				
Bleidorn Fam Hsg	Army Active	Ansbach		09177	3	4,054	26	685,582	30		97.4	0	6	2	8
Boeblingen Fam Hsg	Army Active	Stuttgart		09046	3	13,656	21	510,141	25		79.2	0	0	24	24
Boeblingen Range	Army Active	Stuttgart		09046	1	2,202	5	6,334	19		7.4	0	1	4	5
Boeblingen Tng Area	Army Active	Stuttgart		09046	10	8,657	62	43,002	1,443		29.1	7	3	1	11
Breitenau Skeet Range	Army Active	Garmisch			1	2,000	1	4,439	49		1.8				
Breitenwald Tng Area	Army Active	Landstuhl		09227	6	6,634	2	1,045	127		2.6				
Bremerhaven	Army Active	Bremerhaven		APO A	7	65,807					13.5				
Buedingen Ammo Area	Army Active	Beudingen		09076	9	25,720			10		28.0				
Buedingen Army Heliport	Army Active	Beudingen		09076	4	16,302			29		48.6				
Butzbach Tng Area & Range	Army Active	Butzbach		09169	4	3,382			160		7.4	0	0	1	1
Cambrai Fritsch Kaserne	Army Active	Darmstadt		09175	10	21,748	43	977,331	66		238.1	804	172	310	1,286
Camp Oppenheim Tng Area	Army Active	Guntersblum		09096					132		0.5				
Campbell Barracks	Army Active	Heidelberg	011-49-6221- 57-	09014	15	39,329	29	814,296	42		279.7	752	435	241	1,428
Campo Pond Tng Area	Army Active	Hanau		09165	21	20,238			249		11.4	0	3	3	6
Cardwell Village Fam Hsg	Army Active	Hanau		09165	1	53	13	266,193	10		40.1				
Chiemsee Recreation Area	Army Active	Bernau			2	6,740	10	213,835	42		53.9				
Coleman Barracks	Army Active	Mannheim		09058	83	184,711	149	1,651,157	554		548.3	1,230	91	338	1,659
Coleman Village Fam Hsg	Army Active	Gelnhausen		09165	6	72,872	23	858,230	31		123.4	0	3	51	54
Community Fac Kaiserlautern E	Army Active	Kaiserslautern		09227			1	6,310	1		14.3	0	0	10	10
Conn Barracks	Army Active	Schweinfurt		09033	177	723,021	42	1,216,213	502		536.2	2,531	32	234	2,797
Crestview Hsg Area	Army Active	Wiesbaden		09096			64	1,074,614	33		125.8				
Daenner Kaserne	Army Active	Kaiserslautern		09227	20	32,362	14	350,527	23		87.0	103	21	128	252
Daley Village Fam Hsg	Army Active	Bad Kissingen		09033	3	7,538	18	460,395	23		63.4	0	0	29	29
Dannenfels Comm Sta	Army Active	Ma		00000	4	17,976			3		14.5	0	0	2	2
Darmstadt Leases	Army Active	Darmstadt		09175			5	206,054	9		26.3				
Darmstadt Training Center	Army Active	Darmstadt		09175	7	40,154	4	43,735	125		26.6	424	63	12	499
Dautphe Boy Scout Camp	Army Active	Dautphe		09169	18	4,339	11	12,689	182		8.3				
Dexheim Fam Hsg	Army Active	Dexheim		09096	21	150,378	11	265,559	32		68.9				
Dexheim Missile Fac	Army Active	Dexheim		09096	20	17,086			40		71.5				
East Camp Grafenwoehr	Army Active	Hof		09114	320	555,907	628	3,765,830	2,698		1,118.7	1,222	294	1,813	3,329
Echterdingen Airfield	Army Active	Stuttgart		09107	12	31,778	13	142,616	54		55.0	44	11	45	100
Edingen Radio Receiver Fac	Army Active	Heidelberg		09014	1	113	1	3,101	45		3.4	6	0	0	6
Egelsbach Transmitter Fac	Army Active	Langen		09175	2	1,270	1	6,369	76		10.3				
Ernst Ludwig Kaserne	Army Active	Darmstadt		09175	1	2,870	2	30,287	13		8.6				
Faulenberg Kaserne	Army Active			09036	6	4,890	23	509,846	24		109.9	45	141	155	341
Finthen Airfield	Army Active	Mainz		09096	18	10,795			108		7.6				
Fintherlandstr Fam Hsg	Army Active	Mainz		09096			16	181,389	9		23.0				
Fliegerhorst Airfield Kaserne	Army Active	Hanau		09165	48	265,100	66	1,706,899	623		555.7	1,398	36	144	1,578
Flynn Fam Hsg & Tng Areas	Army Active	Bamberg		09139	99	242,367	57	1,358,455	2,619		243.9	0	0	103	103
Frankfurt AFN Sta	Army Active	Frankfurt Main		09175			2	90,539	2		20.7	19	42	3	64

¹ US Locations that do not meet criteria of at least ten (10) Acres AND at least \$10M PRV. US Territories and Non-US Locations that do not meet criteria of at least ten (10) Acres OR at least \$10M PRV.

DEPARTMENT OF DEFENSE
Base Structure Report - As Of 30 Sept 03

SITE	COMPONENT	NAME NEAREST CITY	PHONE	ZIP CODE	BLDGS OWNED	BLDGS OWNED SQFT	BLDGS LEASED	BLDGS LEASED SQFT	TOTAL ACRES	ACRES OWNED	PRV (\$M)	MIL	CIV	OTHER	TOTAL
Freihoelser Tng Area	Army Active	Amberg		09173	10	11,048			339		10.9				
Friedberg Tng & Stor Area	Army Active	Friedberg		09074	10	21,315			9,293		9.1				
Friedrichsfeld Qm Service Ctr	Army Active	Mannheim		00000	14	4,867	4	196,342	40		61.5	1	27	49	77
Friedrichsfeld Stor Area	Army Active	Mannheim		00000	2	276	3	61,178	17		9.2	0	5	20	25
Funari Barracks	Army Active	Mannheim		09056	7	26,162	17	299,736	27		79.6	123	257	126	506
Garmisch Fam Hsg	Army Active	Garmisch		09053	1	194	21	330,690	83		52.4	0	9	52	61
Garmisch Golf Course	Army Active	Garmisch			3	1,998	2	3,849	73		6.6				
Garmisch Shopping Center	Army Active	Garmisch		09053			3	128,258	3		23.5	0	0	1	1
Gelnhausen	Army Active	Gelnhausen		09165			7	161,988			16.7				
General Abrams Hotel & Disp	Army Active	Garmisch					11	206,435	11		50.4				
General Patton Hotel	Army Active	Garmisch					1	67,190	1		14.6				
General Von Steuben Hotel	Army Active	Garmisch					1	57,819	1		12.7				
George C Marshall Vil Fam Hsg	Army Active	Giessen		09169	2	175	29	771,837	42		101.6				
George Gershwin Fam Hsg	Army Active	Wetzlar		09169	8	191,848			4		21.3				
Germersheim Army Depot	Army Active	Germersheim		09095	107	1,360,818			454		422.5	14	4	578	596
Giebelstadt	Army Active	Giebelstadt		09036			106	508,075	0		52.9				
Giebelstadt Army Airfield	Army Active	Wuerzburg		09036	42	446,506	31	443,782	635		287.8	1,229	42	190	1,461
Giessen	Army Active	Giessen		09169			3	97,339			22.4				
Giessen Community Facilities	Army Active	Giessen		09169	8	70,383	2	8,030	18		18.7	0	0	51	51
Giessen General Depot	Army Active	Giessen		09169	81	740,122	103	2,339,963	541		635.8	1,191	203	816	2,210
Grafenwoehr	Army Active	Grafenwoehr	011-49- 964183-1	09114			267	792,291	18		85.0				
Grafenwoehr Tng Area	Army Active			09114	454	321,517	12	11,852	51,685		469.9	1	0	1	2
Griesheim Airfield	Army Active	Darmstadt		09175	25	42,712	19	237,034	73		60.6	12	0	180	192
Grossauheim Kaserne	Army Active	Grossauheim		09165	18	132,418	19	606,173	70		221.7	513	11	45	569
Gruenstadt AAFES Fac	Army Active	Ma		00000	10	60,840	9	409,738	18		111.3	0	0	327	327
Gruenstadt Comm Sta	Army Active	Ma		00000					65		6.3				
Hainerberg Hsg and Shop Ctr	Army Active	Wiesbaden		09096	18	90,273	99	2,517,908	165		363.7	0	33	611	644
Hammonds Barracks	Army Active	Heidelberg		09014	1	62	8	242,687	17		71.5	11	229	192	432
Hanau	Army Active	Hanau	011-49- 618188-1	09165			7	202,272			20.9				
Harvey Barracks	Army Active			09036	77	507,859	79	1,055,941	591		442.7	1,481	126	498	2,105
Hausberg Ski Area	Army Active	Garmisch					1	838	36		0.5				
Heidelberg	Army Active	Heidelberg		09014			125	350,207			36.2				
Heidelberg Army Heliport	Army Active	Heidelberg		09014	14	18,051	8	45,330	45		37.2	6	1	60	67
Heidelberg Community Sup Ctr	Army Active	Heidelberg		09014	23	60,383	12	346,298	27		86.5	44	73	576	693
Heidelberg Golf Course	Army Active	Heidelberg		09014	8	15,170			125		16.5	0	0	34	34
Heidelberg Hospital	Army Active	Heidelberg		09014	5	1,474	22	525,590	23		167.4	470	224	117	811
Hill 365 Radio Relay Fac	Army Active	Kaiserslautern		09227	2	342	1	3,948	17		3.2				
Hohe Warte LTA	Army Active	Giessen		09169			20	70,338	165		0.0				
Hohenfels	Army Active	Hohenfels		09173			644	1,340,039	1		145.6				
Hohenfels Tng Area	Army Active	Hohenfels		09173	519	1,281,459	356	1,729,333	40,024		1,057.0	1,272	205	852	2,329
Hommertshausen Girl Scout Camp	Army Active	Hommertshausen		09169	20	10,230			84		4.0				

¹ US Locations that do not meet criteria of at least ten (10) Acres AND at least \$10M PRV. US Territories and Non-US Locations that do not meet criteria of at least ten (10) Acres OR at least \$10M PRV.

DEPARTMENT OF DEFENSE
Base Structure Report - As Of 30 Sept 03

SITE	COMPONENT	NAME NEAREST CITY	PHONE	ZIP CODE	BLDGS OWNED	BLDGS OWNED SQFT	BLDGS LEASED	BLDGS LEASED SQFT	TOTAL ACRES	ACRES OWNED	PRV (\$M)	MIL	CIV	OTHER	TOTAL
Hoppstaedten Waterworks	Army Active	Baumholder		APO A			1	215	22		51.2	0	0	12	12
Husterhoeh Kaserne	Army Active	Pirmasens		09138	40	501,942	25	576,572	1,323		213.0	27	23	425	475
Hutier Kaserne	Army Active	Hanau		09165	9	158,645	10	344,394	55		150.9	533	35	12	580
Idar Oberstein Fam Hsg	Army Active	Idar-Oberstein		APO A	2	261	15	446,248	27		52.1				
Illesheim	Army Active	Illesheim		09177	1	1,615	83	221,994	2		23.1				
Jefferson Village Fam Hsg	Army Active	Darmstadt		09175	6	582	12	352,407	23		61.7	34	14	25	73
John F Dulles Village Fam Hsg	Army Active	Giessen		09169	4	5,993	13	417,361	22		57.1	0	0	3	3
Kaiserslautern	Army Active	Kaiserslautern		09227			1	9,376	465	0	5.9				
Kaiserslautern Army Depot	Army Active	Kaiserslautern		09054	81	638,036	72	1,078,191	648		449.2	10	62	1,039	1,111
Kaiserslautern Equip Spt Ctr	Army Active	Kaiserslautern		09227	15	6,330	20	205,308	51		44.6	24	1	132	157
Kastel Hsg Area	Army Active	Wiesbaden		09096	4	15,392	11	365,463	28		67.7				
Katterbach Kaserne	Army Active	Ansbach		09177	24	156,448	93	2,490,460	409		634.7	1,274	86	561	1,921
Kefurt & Craig Village Fam Hsg	Army Active	Stuttgart		09131			35	1,036,436	38		133.4	0	0	13	13
Kelley Barracks-Ger-GE44E	Army Active	Darmstadt		09175	24	255,699	14	393,289	119		161.6	1,015	4	54	1,073
Kelley Barracks-Ger-GE44F	Army Active	Stuttgart	011-49-7117- 29-	09107	18	88,926	27	655,795	70		190.0	79	238	257	574
Kilbourne Kaserne	Army Active	Heidelberg		09014	5	8,938	17	84,057	13		27.2	143	97	3	243
Kitzingen	Army Active	Kitzingen		09036			161	589,336			61.5				
Kitzingen Family Hsg	Army Active			09036	52	271,544	32	1,063,951	80		196.8	0	6	147	153
Kitzingen Tng Areas	Army Active			09036	1	4,951	1	1,925	2,760		17.6				
Kleber Kaserne	Army Active	Kaiserslautern		09227	51	40,699	37	1,031,481	77		266.2	482	189	929	1,600
Kornwestheim Golf Course	Army Active	Stuttgart		09154	4	20,541	1	435	320		13.3	0	0	14	14
Lampertheim Tng Area	Army Active	Viernheim		00000	4	722	1	864	5,344		7.1				
Landstuhl Heliport	Army Active	Landstuhl		09227	17	70,532			113		48.7	184	23	0	207
Landstuhl Hospital	Army Active	Landstuhl		09180	63	216,178	65	1,163,625	165		415.3	667	386	381	1,434
Langen Terrace Fam Hsg Area	Army Active	Langen		09175	11	15,195	14	284,919	16		39.7				
Larson Barracks	Army Active	Kitzingen		09036	67	618,242	39	892,301	654		410.2	1,660	39	144	1,843
Ledward Barracks	Army Active	Schweinfurt		09033	143	231,801	48	1,324,882	160		389.1	1,727	79	691	2,497
Leighton Barracks	Army Active			09036	59	493,373	108	2,385,993	333		530.0	782	127	1,020	1,929
Lincoln Village Fam Hsg	Army Active	Darmstadt		09175	43	132,588	37	1,239,549	64		186.9	0	22	94	116
Mainz	Army Active	Mainz		09096			4	16,789	120		1.9	1	0	0	1
Mainz-Kastel Station	Army Active	Wiesbaden		09096	6	18,778	26	726,899	58		153.7	7	23	407	437
Mannheim	Army Active	Mannheim		00000			1	6,713	12		1.9				
Mannheim Class III Point	Army Active	Mannheim		00000	6	12,986	4	16,610	28		23.2	0	0	7	7
Mark Twain Village Fam Hsg	Army Active	Heidelberg		09014	11	35,124	63	1,998,662	75		302.0	194	268	442	904
McArthur Place Fam Hsg	Army Active	Friedberg		09074	2	2,390	13	190,865	10		25.6				
McCully Barracks	Army Active	Mainz		09096	19	226,992	34	366,809	74		170.3	874	6	59	939
Messel Small Arms Range	Army Active	Darmstadt		09175	6	5,608	1	376	52		7.5				
Miesau	Army Active	Miesau		09227					7	0	19.1				
Miesau Ammo Depot	Army Active	Miesau		09227	104	777,239	586	1,619,981	2,326		718.4	440	41	121	602
Moehringen Fam Hsg	Army Active	Stuttgart		09107	1	80	28	389,210	32		45.7	0	0	1	1
Nathan Hale Qm Area	Army Active	Darmstadt		09175	15	61,249	19	337,693	39		83.4	84	34	121	239

¹ US Locations that do not meet criteria of at least ten (10) Acres AND at least \$10M PRV. US Territories and Non-US Locations that do not meet criteria of at least ten (10) Acres OR at least \$10M PRV.

DEPARTMENT OF DEFENSE
Base Structure Report - As Of 30 Sept 03

SITE	COMPONENT	NAME NEAREST CITY	PHONE	ZIP CODE	BLDGS OWNED	BLDGS OWNED SQFT	BLDGS LEASED	BLDGS LEASED SQFT	TOTAL ACRES	ACRES OWNED	PRV (\$M)	MIL	CIV	OTHER	TOTAL
Neubruecke	Army Active	Neubruecke		APO A			38	126,952			13.1				
Neubruecke Hospital	Army Active	Baumholder		APO A	7	34,551	20	334,139	55		80.8	0	0	34	34
New Argonner Fam Hsg	Army Active	Hanau		09165	11	234,452	37	627,631	85		149.4	54	34	107	195
Oberammergau Nato School	Army Active	Garmisch		09053	5	2,215	4	43,010			10.1	8	5	351	364
Oberdachstetten Tng Area	Army Active	Ansbach		09177	15	15,004	35	99,557	799		48.8				
Oftersheim Small Arms Range	Army Active	Heidelberg		09042	4	3,423	3	9,551	35		6.4	0	2	6	8
Panzer Kaserne-Ger-GE642	Army Active	Kaiserslautern		09263	5	885	12	318,980	19		83.3	263	18	58	339
Panzer Kaserne-Ger-GE643	Army Active	Stuttgart		09046	17	73,919	33	1,026,345	90		280.9	553	28	125	706
Patch Barracks	Army Active	Stuttgart		09131	25	309,487	39	1,136,422	110		400.8	417	255	759	1,431
Patrick Henry Village Fam Hsg	Army Active	Heidelberg		09014	51	372,421	183	2,912,464	250		523.2	17	46	604	667
Patton Barracks	Army Active	Heidelberg		09099	27	85,951	25	623,373	37		178.9	315	320	241	876
Pendleton Barracks	Army Active	Giessen		09169	5	14,034	3	112,381	38		34.6	11	9	103	123
Pfeffelbach Waterworks	Army Active	Baumholder		APO A			1	4,697	57		24.1	0	0	4	4
Pioneer Kaserne	Army Active	Hanau		09165	17	22,665	48	1,078,483	95		271.1	436	204	193	833
Pioneer Village Fam Hsg	Army Active	Hanau		09165	4	78,850	41	1,446,966	61		205.6	0	0	42	42
Pond Barracks	Army Active	Amberg		09112	3	37,393			22		12.4				
Pulaski Barracks	Army Active	Kaiserslautern		09227	26	28,002	38	254,285	143		79.7	94	119	260	473
Ray Barracks	Army Active	Friedberg		09074	109	709,102	57	853,846	188		392.9	2,258	51	152	2,461
Rhein Main AB	Army Active	Frankfurt		09175			11	133,663			28.7				
Rheinblick Rec Annex	Army Active	Wiesbaden		09096	1	35	2	14,052	172		10.7	0	0	53	53
Rhine Ordnance Barracks	Army Active	Kaiserslautern		09227	92	411,192	958	1,630,816	3,037		809.6	842	16	113	971
Robinson Barracks	Army Active	Stuttgart		09154	2	80,562	3	17,986	24		23.6	0	1	18	19
Robinson-Grenadier Fam Hsg	Army Active	Stuttgart		09154			61	1,487,165	135		201.8	0	4	17	21
Roman Way Village Fam Hsg	Army Active	Butzbach		09169	17	101,115	40	1,273,389	63		177.1	19	9	68	96
Rotershausen Ammo Stor Area	Army Active	Schweinfurt		09033	6	9,661	25	47,775	186		9.6				
Sambach AFN Fac	Army Active	Sambach		09227			2	1,462	10		1.4				
Schweinfurt	Army Active	Schweinfurt		09033	1	99	134	1,192,563	26		127.0				
Schweinfurt Tng Areas	Army Active	Schweinfurt		09033	90	76,497	6	12,399	10,803		37.6	0	2	15	17
Schwetzingen Training Area	Army Active	Heidelberg		09042	1	343			277		0.9				
Sheridan Barracks	Army Active	Garmisch		09053			10	401,004	29		94.2	7	126	103	236
Shipton Kaserne	Army Active	Ansbach		09177	24	29,496	17	32,871	382		113.8	628	3	3	634
Smith Barracks	Army Active	Baumholder		APO A	174	443,102	194	3,119,671	1,016		966.1	3,713	282	861	4,856
South Camp Vilseck	Army Active	Vilseck		09112	485	3,731,594	135	1,540,616	2,193		1,202.0	3,064	196	1,013	4,273
Spinelli Barracks	Army Active	Mannheim		09086	39	24,907	52	992,954	198		306.3	443	50	163	656
St Barbara Village Fam Hsg	Army Active	Darmstadt		09175	21	6,868	19	78,661	11		14.1				
Stem Kaserne	Army Active	Heidelberg		09014	3	9,780	12	59,373	10		19.3	19	13	54	86
Steuben & Weicht Vil Fam Hsg	Army Active	Stuttgart		09031			53	555,379	48		69.2	0	0	1	1
Storck Barracks	Army Active	Bad Windsheim		09177	18	58,627	85	1,836,068	441		490.4	950	35	243	1,228
Strassburg Kaserne	Army Active	Baumholder		APO A	14	8,263	28	500,083	39		120.3	447	1	25	473
Stuttgart Dependent School	Army Active	Stuttgart		09154			4	164,537	11		38.4	0	0	36	36
Sullivan Barracks	Army Active	Mannheim		09086	36	193,273	53	925,393	111		272.2	555	180	330	1,065
Sulzheim Tng Area	Army Active	Schweinfurt		09033	1	182	1	190	145		8.7				

¹ US Locations that do not meet criteria of at least ten (10) Acres AND at least \$10M PRV. US Territories and Non-US Locations that do not meet criteria of at least ten (10) Acres OR at least \$10M PRV.

DEPARTMENT OF DEFENSE
Base Structure Report - As Of 30 Sept 03

SITE	COMPONENT	NAME NEAREST CITY	PHONE	ZIP CODE	BLDGS OWNED	BLDGS OWNED SQFT	BLDGS LEASED	BLDGS LEASED SQFT	TOTAL ACRES	ACRES OWNED	PRV (\$M)	MIL	CIV	OTHER	TOTAL
Taylor Barracks	Army Active	Mannheim		09086	77	224,401	34	684,996	114		227.6	666	65	436	1,167
Tiergarten Tng Area	Army Active	Hanau		09076	2	295			246		1.6				
Tompkins Barracks	Army Active	Heidelberg		09042	21	59,675	26	587,560	88		194.5	418	115	74	607
Turley Barracks	Army Active	Mannheim		30020	17	7,351	27	513,942	33		137.9	531	5	164	700
Vilseck	Army Active	Vilseck		09112			140	779,707	34		85.7				
Wackernhm-Schwabenwaeldchen Ta	Army Active	Mainz		09096	1	1,438	7	3,886	23		3.6				
Warner Barracks	Army Active	Bamberg		09139	221	201,925	117	2,579,838	209		653.6	2,904	155	766	3,825
Warner Barracks Fam Hsg	Army Active	Bamberg		09139	4	746	14	337,056	13		47.0				
Weilimdorf Warehouse	Army Active	Stuttgart		09154			1	56,410	4		10.2	0	0	4	4
Weisskirchen AFN Trans Fac	Army Active	Weisskirchen		09175			6	12,139	18		7.9				
Wetzel Fam Hsg	Army Active	Baumholder		APO A	7	31,086	33	1,227,218	131		161.4	0	0	59	59
Wetzel Kaserne	Army Active	Baumholder		APO A	19	102,044	9	99,546	215		59.9	0	7	80	87
Wiesbaden Army Airfield	Army Active	Wiesbaden		09096	43	178,362	95	1,955,327	638		624.6	2,632	379	658	3,669
Wiesbaden Small Arms Range	Army Active	Wiesbaden		09096	3	6,419	7	8,398	26		4.7				
Wolfgang Kaserne	Army Active	Hanau		09165	14	294,580	8	126,637	98		99.1	33	0	328	361
Wuerzburg	Army Active	Wuerzburg	011-49-931- 2964	09036			111	648,178	2		69.9				
Wuerzburg Hospital	Army Active			09036	4	188,583	4	377,508	14		190.2	374	128	318	820
Wuerzburg Tng Areas	Army Active			09036	3	3,172	1	387	20		2.4				
Yorkhof Kaserne	Army Active	Hanau		09165	2	106	9	128,926	5		30.5	20	109	133	262
Bann Comm Station	AF Active	Bann			5	10,637			6		10.2				
Bann Communication Station No 2	AF Active	Landstuhl			4	16,810			51		8.1	7	1	1	9
Binsfeld Family Hsg Annex	AF Active	Binsfeld					73	173,855	11		18.3				
Bitburg Family Hsg Annex	AF Active	Bitburg			20	316,926			156		404.1				
Bitburg Storage Annex No 2	AF Active	Bitburg			5	31,072			27		105.5				
Buechel Air Base	AF Active	Buechel	011-49-6565- 61-		4	4,373			1		14.5	137	0	1	138
Einsiedlerhof Maintenance Anx	AF Active	Einsiedlerhof			2	4,984			14		30.4				
Einsiedlerhof Storage Annex	AF Active	Einsiedlerhof			10	96,623			28		72.8	60	26	0	86
Einsiedlerkoepfe Training Anx	AF Active	Kaiserslautern			3	4,392			311		7.4				
Enkenbach Water System Annex	AF Active	Enkenbach							5		11.3				
Feldberg Radio Relay Site	AF Active	Ober Reifenberg			1	212			4		10.9				
Gateway Gardens Family Hsg Annex	AF Active	Frankfurt			1	19,005			87		241.7				
Geilenkirchen Air Base	AF Active	Geilenkirchen	011-49-2451- 63-		8	34,854					32.5	553	26	11	590
Gut Husum Ammunition Storage Annex	AF Active	Jever			1	5,480					13.6				
Herforst Family Hsg Anx	AF Active	Herforst					100	203,316	9		21.0				
Hochspeyer Ammo Stor Anx	AF Active	Hochspeyer			29	56,270			88		34.1				
Husterhoeh Communication Site	AF Active	Pirmasens			2	997			185		6.8				
Jever Air Base	AF Active	Jever			2	7,612					160.9				
Kaiserslautern Fam Hsg Anx No 3	AF Active	Kaiserslautern			1	77			12		25.8				

¹ US Locations that do not meet criteria of at least ten (10) Acres AND at least \$10M PRV. US Territories and Non-US Locations that do not meet criteria of at least ten (10) Acres OR at least \$10M PRV.

DEPARTMENT OF DEFENSE
Base Structure Report - As Of 30 Sept 03

SITE	COMPONENT	NAME NEAREST CITY	PHONE	ZIP CODE	BLDGS OWNED	BLDGS OWNED SQFT	BLDGS LEASED	BLDGS LEASED SQFT	TOTAL ACRES	ACRES OWNED	PRV (\$M)	MIL	CIV	OTHER	TOTAL
Kaiserslautern Water System Anx	AF Active	Kaiserslautern			1	182			4		11.5				
Kapaun Administration Anx	AF Active	Kaiserslautern			16	93,128			155		175.6	145	8	4	157
Landstuhl Family Hsg Annex O3	AF Active	Landstuhl			7	20,029			52		130.9				
Landstuhl Maintenance Site	AF Active	Ramstein			32	114,102			25		30.3				
Landstuhl Maintenance Site No 2	AF Active	Spesbach			7	32,074			7		16.4				
Langerkopf Rad Rel Site	AF Active	Leimen			5	37,127			7		17.3				
Oberweis Annex	AF Active	Oberweis			14	15,206			108		45.9				
Pruem Air Station	AF Active	Pruem			13	39,067			49		39.9	6	0	0	6
Ramstein Air Base	AF Active	Landstuhl	011-49-6371- 47-	09094	339	2,567,486	1	3,875	3,102		3,128.1	8,128	788	1,592	10,508
Ramstein Storage Annex	AF Active	Kaiserslautern			5	170,634			85		50.3				
Rhein Main Air Base	AF Active	Frankfurt			51	562,820	2	51,806	441		727.8				
Sembach Admin Annex (Wing HQ)	AF Active	Wartenberg			31	549,885			279		505.0	690	59	18	767
Siegenburg Air Range	AF Active	Muehlhausen			2	2,550			681		6.0	0	1	8	9
Spangdahlem Air Base	AF Active	Spangdahlem	011-49-6565- 61-	09126	224	1,415,013			1,616		1,407.6	4,141	192	455	4,788
Spangdahlem Waste Annex	AF Active	Spang			1	2,446			3		18.2				
Speicher Family Hsg Anx	AF Active	Speicher					210	609,349	20		63.1				
Vogelweh Family Hsg Annex	AF Active	Kaiserslautern			30	197,719			682		885.6	23	0	0	23
OTHER SITE(S) ¹ : 57					39	115,814	124	526,160	124	0	174.4	295	40	182	517
Germany Total:					6,398	30,251,596	10,035	115,909,248	168,724	0	39,306.1	65,050	9,454	30,252	104,756
Greece															
NAVSUPPACT Souda Bay	Navy Active	Soudha Bay		09865	46	411,035	3	6,779	101		161.4	580	69	140	789
NAVSUPPACT Souda Bay (Marathi Pier Area)	Navy Active	Soudha Bay			7	14,383					12.0				
NAVSUPPACT Souda Bay (NATO Ordnance Area)	Navy Active	Soudha Bay			1	216					21.0				
OTHER SITE(S) ¹ : 3					9	38,915	1	2,454			10.6				
Greece Total:					63	464,549	4	9,233	101	0	204.9	580	69	140	789
Greenland															
Thule Air Base	AF Active	Thule	DSN 268- 1211	09704	233	2,391,372			234,022		2,781.2	131	2	0	133
Greenland Total:					233	2,391,372	0	0	234,022	0	2,781.2	131	2	0	133
Hong Kong															
OTHER SITE(S) ¹ : 1							1	32,622	0		8.5				
Hong Kong Total:					0	0	1	32,622	0	0	8.5	0	0	0	0
Iceland															
NAS Keflavik	Navy Active	Keflavik		09728	366	4,582,654	2	5,598	19,230		2,572.5	1,557	725	0	2,282

¹ US Locations that do not meet criteria of at least ten (10) Acres AND at least \$10M PRV. US Territories and Non-US Locations that do not meet criteria of at least ten (10) Acres OR at least \$10M PRV.

DEPARTMENT OF DEFENSE
Base Structure Report - As Of 30 Sept 03

SITE	COMPONENT	NAME NEAREST CITY	PHONE	ZIP CODE	BLDGS OWNED	BLDGS OWNED SQFT	BLDGS LEASED	BLDGS LEASED SQFT	TOTAL ACRES	ACRES OWNED	PRV (\$M)	MIL	CIV	OTHER	TOTAL
NAS Keflavik (Grindavik)	Navy Active	Grindavik			4	12,177			1,039		37.1				
NAS Keflavik (H-1/Rockville)	Navy Active	Reykjavik			24	61,496			487		78.8				
NAS Keflavik (H-2/Thorshofn)	Navy Active	Keflavik							21		24.9				
NAS Keflavik (H-3/Hornafirdi)	Navy Active	Reykjavik			1	3,783			281		23.4				
NAS Keflavik (H-4/Isafjordur)	Navy Active	Keflavik									21.4				
NAS Keflavik (Helguvik)	Navy Active	Reykjavik			2	6,066					120.0				
NAS Keflavik (Hvalfjordur)	Navy Active	Reykjavik			2	8,040			117		61.8				
NAS Keflavik (Sangerdi)	Navy Active	Sandgerdi			1	999			69		0.9				
OTHER SITE(S) ¹ : 1					1	2,100					0.4				
Iceland Total:					401	4,677,315	2	5,598	21,244	0	2,941.2	1,557	725	0	2,282
Indonesia															
NAVMEDRSCHUNIT Two Djakarta	Navy Active	Jakarta Java		96520							10.1	25	0	0	25
OTHER SITE(S) ¹ : 1											1.1				
Indonesia Total:					2	3,640	0	0	0	0	11.3	25	0	0	25
Italy															
Camp Darby	Army Active			56018	110	627,860			159		261.7	71	70	310	451
Camp Ederle	Army Active	Vicenza		09630	169	1,152,042	46	510,775	147		578.9	2,270	340	1,088	3,698
Coltano Troposcatter Site	Army Active			56018	4	37,642			289		27.7	0	0	21	21
Dal Molin Airfield	Army Active	Vicenza		09630	7	7,260	3	20,678			27.5	0	0	4	4
Livorno	Army Active			56018			58	212,049			22.9				
Livorno Supply & Maint Area	Army Active			56018	78	783,174			277		221.2	23	35	334	392
Livorno Training Area	Army Active			56018	4	5,509			50		6.8				
Longare Comm Site	Army Active	Vicenza		09630	1	3,195	30	81,196	52		37.2				
Pisa Ammo Storage Area	Army Active			56018	194	459,373			2,093		172.9	0	0	52	52
Vicenza	Army Active	Vicenza	011-39-444-51-7	09630	2	3,973	246	1,226,130	5		151.1				
Vicenza Basic Load Stor Area	Army Active	Vicenza		09630	16	25,395			34		11.0	1	0	0	1
Vicenza Fam Hsg	Army Active	Vicenza		09630	318	529,144	1	2,793	82		81.1	0	0	120	120
Aviano Administration Annex Group HQ	AF Active	Aviano			6	13,445			8		14.4				
Aviano Air Base	AF Active	Roveredo In Piano	011-39-434-6671	09604	141	735,710			1,199		726.4	4,114	208	371	4,693
Aviano Ammunition Storage Annex	AF Active	Roveredo In Piano			9	15,852			47		34.9				
Aviano Bachelor Hsg Annex No 2	AF Active	Aviano			9	223,567			13		74.0				
Aviano Bachelor Hsg Annex Number 1	AF Active	Aviano			25	164,418	2	48,646	39		139.5				
Aviano Family Hsg Annex No 5	AF Active	Aviano					161	300,354			34.9				
Aviano Maintenance Annex	AF Active	Aviano			7	5,008			7		22.7				
Aviano Storage Annex	AF Active	Aviano					3	142,568	6		21.3				
Fontanafredda Family Housing Site	AF Active	Pordenone					54	287,818			30.1				
Maniago Family Housing Site	AF Active	Maniago					19	168,008			17.6				

¹ US Locations that do not meet criteria of at least ten (10) Acres AND at least \$10M PRV. US Territories and Non-US Locations that do not meet criteria of at least ten (10) Acres OR at least \$10M PRV.

DEPARTMENT OF DEFENSE
Base Structure Report - As Of 30 Sept 03

SITE	COMPONENT	NAME NEAREST CITY	PHONE	ZIP CODE	BLDGS OWNED	BLDGS OWNED SQFT	BLDGS LEASED	BLDGS LEASED SQFT	TOTAL ACRES	ACRES OWNED	PRV (\$M)	MIL	CIV	OTHER	TOTAL
Pordenone Fam Hsg Site	AF Active	Pordenone					12	141,646			14.8				
Roveredo Storage Annex	AF Active	Roveredo					17	162,201	3		17.0				
San Vito Dei Normanni Air Station	AF Active	Brindisi			2	3,980			25		3.0				
Vigonovo Storage Annex	AF Active	Vigonovo					2	70,984	5		16.6				
NAS Sigonella	Navy Active	Sigonella Sicily		09627	50	924,123	2	68,090	103		236.0	3,438	827	2	4,267
NAS Sigonella (Augusta Bay)	Navy Active	Catania			30	137,923					55.2				
NAS Sigonella (Belpasso Hsg)	Navy Active	Catania					95	885,764	104		97.3				
NAS Sigonella (Gli Ulivi 205 Units)	Navy Active	Catania			1	150	7	272,860			31.4				
NAS Sigonella (Mineo Housing)	Navy Active	Sigonella Sicily					111	762,691	62		91.4				
NAS Sigonella (MOMAG)	Navy Active	Sigonella Sicily									27.2				
NAS Sigonella (NATO Airfield Area)	Navy Active	Sigonella Sicily			113	1,533,145	1	1,521	235		475.6				
NAS Sigonella (NATO Magazine Area)	Navy Active	Catania							40		1.1				
NAS Sigonella (NATO Ordnance Fac)	Navy Active	Sigonella Sicily			26	71,050			172		20.6				
NAS Sigonella (Paterno)	Navy Active	Sigonella Sicily					18	292,394			29.7				
NAVSUPPACT Maddalena	Navy Active	La Maddalena		09612	5	4,364	10	58,396	21		12.5	1,886	166	0	2,052
NAVSUPPACT Maddalena (Paradiso)	Navy Active	La Maddalena					4	156,106	9		28.8				
NAVSUPPACT Maddalena (Santo Stefano)	Navy Active	La Maddalena			15	47,552					18.6				
NAVSUPPACT Maddalena (Trinita)	Navy Active	La Maddalena					49	362,171	17		41.8				
NAVSUPPACT Naples	Navy Active	Naples		09619			1	112,261	22		24.5	3,027	1,115	1	4,143
NAVSUPPACT Naples (Agnano Compound)	Navy Active	Naples			21	27,585	15	340,314	9		60.4				
NAVSUPPACT Naples (Capodichino)	Navy Active	Naples			33	1,230,207	1	38,230	58		306.1				
NAVSUPPACT Naples (Carney Park)	Navy Active	Naples			18	24,460	4	11,258	53		23.3				
NAVSUPPACT Naples (Gaeta)	Navy Active	Gaeta			1	60	16	153,928	8		46.9	1,070	1	0	1,071
NAVSUPPACT Naples (Support Site)	Navy Active	Naples			2	196,734	134	1,684,398	73		288.7				
NAVSUPPACT Naples (Varloc Housing)	Navy Active	Naples					16	191,544			19.0				
NH Naples (Agnano Compound)	Navy Active	Naples					1	84,965			31.0				
OTHER SITE(S) ¹: 47					65	158,953	63	518,787	53		130.1	463	130	31	624
Italy Total:					1,482	9,152,852	1,202	9,371,524	5,580	0	4,864.3	16,363	2,892	2,334	21,589

Japan

Akasaka Press Center	Army Active	Tokyo		96343	2	202	7	170,387	8		49.1	6	2	186	194
Akizuki Ammunition Depot	Army Active	Kure Shi		96343	12	6,653	51	438,277	138		169.9	0	4	186	190
Camp Zama	Army Active	Sagamihara City	011081-46251-15	96343	150	544,265	203	2,309,483	578		1,032.4	575	515	1,906	2,996
Hiro Ammunition Depot	Army Active	Kure City		96343	6	6,054	11	117,448	88		48.0	0	0	33	33

¹ US Locations that do not meet criteria of at least ten (10) Acres AND at least \$10M PRV. US Territories and Non-US Locations that do not meet criteria of at least ten (10) Acres OR at least \$10M PRV.

DEPARTMENT OF DEFENSE
Base Structure Report - As Of 30 Sept 03

SITE	COMPONENT	NAME NEAREST CITY	PHONE	ZIP CODE	BLDGS OWNED	BLDGS OWNED SQFT	BLDGS LEASED	BLDGS LEASED SQFT	TOTAL ACRES	ACRES OWNED	PRV (\$M)	MIL	CIV	OTHER	TOTAL
Kachin Hanto Area A	Army Active	Gushikawa		96376	6	7,115	2	3,362	32		41.7				
Kawakami Ammunition Depot	Army Active	Hiroshima		96343	64	120,196	42	231,248	644		165.2	0	3	102	105
Kure Pier 6	Army Active	Kure		96343	7	3,903	8	60,187	4		24.2	11	1	67	79
Naha Port	Army Active	Naha City		96376	33	347,428	3	14,425	139		167.1	3	12	114	129
POL Facilities	Army Active	Oki/Gushikawa		96376	23	22,310	21	20,486	360		273.7	0	1	54	55
Sagami General Depot	Army Active	Sagamihara City		96343	133	84,241	126	3,125,762	528		816.0	51	9	712	772
Sagamihara Family Hsg Area	Army Active	Sagamihara		96343	440	117,669	184	807,217	150		308.2	2	0	170	172
Torii Station	Army Active	Okinawa	011-81- 98892-51	96376	76	439,738	44	587,828	510	31	345.8	519	9	539	1,067
Yokohama North Dock	Army Active	Yokohama		96343	7	10,939	44	532,649	127		251.7	10	17	196	223
Camp Courtney Family Hsg Annex	AF Active	Gushikawa					64	1,118,023	65	65	165.2				
Camp Kuwae Family Hsg Annex	AF Active	Jagaru					157	575,407	70	70	85.1				
Camp McTureous Family Hsg Annex	AF Active	Gushikawa					78	673,398	64	64	97.9				
Camp Shields Family Hsg Annex	AF Active	Okinawa City					5	5,476	91		106.7				
Camp Zama Communications Station	AF Active	Zama					2	10,619	2	2	16.5				
Camp Zukeran Family Hsg Annex	AF Active	Okinawa City					1,385	2,932,404	453	453	503.1				
Chitose Administration Annex	AF Active	Chitose			11	59,714			1,067		42.1				
Idesuna Jima Air Range	AF Active	Naha							61		0.0				
Itazuke Auxiliary Airfield	AF Active	Fukuoka							6		31.0				
Kadena Air Base	AF Active	Koza	011-81- 98938-11	96368	1,734	5,747,825			4,931		4,618.4	7,270	495	1,901	9,666
Kadena Ammo Storage Annex	AF Active	Kadena Village							356		1,004,125				
Makiminato Service Annex	AF Active	Urasoe					40	2,261,406	135	135	334.7				
Misawa Air Base	AF Active	Misawa	011-81-3117- 66-	96319	227	1,142,397			3,865		3,919.2	3,672	150	812	4,634
Misawa Air Range	AF Active	Misawa City							6		4,552				
Momote Annex	AF Active	Wakko									1,892				
Okuma Recreation Anx	AF Active	Hentona									30				
Owada Communications Station	AF Active	Niiza							45		65,885				
Senaha Communication Station	AF Active	Kadena							2		380				
Tama Service Annex	AF Active	Inagi							5		17,061				
Tokorozawa Transmitter Site	AF Active	Tokorozawa							21		14,309				
Yaedake Communications Annex	AF Active	Motobu							5		55,203				
Yokota Air Base	AF Active	Fussa	011-81-311- 755-	96328	142	632,353			4		7,525				
MCAS Iwakuni	USMC Active	Iwakuni	011-81-6117- 53-	96310	211	907,643			1,750		3,442.1	3,393	240	1,312	4,945
MCAS Iwakuni (Housing)	USMC Active	Iwakuni									1,576.5	5,660	925	822	7,407
MCAS Iwakuni (Iwakuni Rest Sea Area)	USMC Active	Iwakuni							3		3,970				
MCAS Iwakuni (Monzen Housing Area)	USMC Active	Iwakuni									36				
											5,156				
											32				
											95.0				

¹ US Locations that do not meet criteria of at least ten (10) Acres AND at least \$10M PRV. US Territories and Non-US Locations that do not meet criteria of at least ten (10) Acres OR at least \$10M PRV.

DEPARTMENT OF DEFENSE
Base Structure Report - As Of 30 Sept 03

SITE	COMPONENT	NAME NEAREST CITY	PHONE	ZIP CODE	BLDGS OWNED	BLDGS OWNED SQFT	BLDGS LEASED	BLDGS LEASED SQFT	TOTAL ACRES	ACRES OWNED	PRV (\$M)	MIL	CIV	OTHER	TOTAL
MCB Camp S D Butler Okinawa (Asp 2-6022)	USMC Active	Koza			10	13,000			657		13.5	59	0	0	59
MCB Camp S D Butler Okinawa (Camp Courtney-6029)	USMC Active	Tengan			68	305,547			333		515.2	0	1	0	1
MCB Camp S D Butler Okinawa (Camp Foster-6044)	USMC Active	Zukeran			1,499	3,761,324			1,588		1,835.0	626	0	0	626
MCB Camp S D Butler Okinawa (Camp Fuji Japan-3127)	USMC Active	Camp Fuji			35	69,119	1	2,210	309		219.7	7	0	0	7
MCB Camp S D Butler Okinawa (Camp Gonsalves)	USMC Active	Henoko Okinawa			17	10,502			19,356		16.4				
MCB Camp S D Butler Okinawa (Camp Hansen-6011)	USMC Active	Onna Okinawa			149	689,099			12,647		1,097.7	0	492	2,456	2,948
MCB Camp S D Butler Okinawa (Camp Kinser-6056)	USMC Active	Makiminato Okinawa			147	3,524,179			676		1,529.2				
MCB Camp S D Butler Okinawa (Camp Lester-6043)	USMC Active	Chatan Okinawa			148	631,695			169		339.5	845	0	0	845
MCB Camp S D Butler Okinawa (Camp Mctureous-6031)	USMC Active	Tengan			6	82,127			94		199.7				
MCB Camp S D Butler Okinawa (Camp Schwab-6009)	USMC Active	Henoko Okinawa			98	393,762			5,089		490.9				
MCB Camp S D Butler Okinawa (Fuji Maneuver JA-3183)	USMC Active	Camp Fuji							33,280						
MCB Camp S D Butler Okinawa (Gimbaru Trn Area-6017)	USMC Active	Onna Okinawa			2	1,968			149		1.7				
MCB Camp S D Butler Okinawa (Henoko Ammo Area-6010)	USMC Active	Henoko Okinawa			55	137,286			300		110.4				
MCB Camp S D Butler Okinawa (le Jima Aux Airfield)	USMC Active	Henoko Okinawa			14	26,530			1,981		24.0				
MCB Camp S D Butler Okinawa (Kin Blue Beach-6020)	USMC Active	Onna Okinawa							94		2.5				
MCB Camp S D Butler Okinawa (MCAS Futenma-6051)	USMC Active	Futemma			170	1,080,112			1,188		794.8	115	0	8	123
MCB Camp S D Butler Okinawa (Yomitan-6027)	USMC Active	Sobe							471						
COMFLEACT Kadena Okinawa (Awase LF Site-6046)	Navy Active	Kadena Air Base Okin			6	11,574			118		20.6				
COMFLEACT Kadena Okinawa (Camp M B Shields-6032)	Navy Active	Camp Shields- Okinawa			23	118,028			88		127.0	2	0	3	5
COMFLEACT Kadena Okinawa (Kadena AB 6037)	Navy Active	Kadena Air Base Okin					78	675,060	120		244.9				
COMFLEACT Kadena Okinawa (Kobi Sho-6084)	Navy Active	Okinawa Island							216			33	55	155	243
COMFLEACT Kadena Okinawa (Oki Dto Jm Shma-6088)	Navy Active	Okinawa Island							283						
COMFLEACT Kadena Okinawa (Sobe Comm Site-6026)	Navy Active	Sobe							132						

¹ US Locations that do not meet criteria of at least ten (10) Acres AND at least \$10M PRV. US Territories and Non-US Locations that do not meet criteria of at least ten (10) Acres OR at least \$10M PRV.

DEPARTMENT OF DEFENSE
Base Structure Report - As Of 30 Sept 03

SITE	COMPONENT	NAME NEAREST CITY	PHONE	ZIP CODE	BLDGS OWNED	BLDGS OWNED SQFT	BLDGS LEASED	BLDGS LEASED SQFT	TOTAL ACRES	ACRES OWNED	PRV (\$M)	MIL	CIV	OTHER	TOTAL
COMFLEACT Kadena Okinawa (Tengan Pier-6028)	Navy Active	Tengan			5	5,648			8		22.1				
COMFLEACT Kadena Okinawa (White Beach-6048)	Navy Active	White Beach Nav Inst			55	114,758			290		92.9	138	0	0	138
COMFLEACT Kadena Okinawa (Yomitan Aux Airfield)	Navy Active	Sobe			16	59,920			4		52.0				
COMFLEACT Sasebo	Navy Active	Sasebo		96322	42	52,993			7,753		600.7	3,318	101	902	4,321
COMFLEACT Sasebo (Akasaki POL Dep-5032)	Navy Active	Sasebo			4	8,148	1	9			23.4				
COMFLEACT Sasebo (Drydock 5030-JMSDF)	Navy Active	Sasebo			1	506					154.7				
COMFLEACT Sasebo (Hario Housing)	Navy Active	Sasebo			12	7,500			65		248.5				
COMFLEACT Sasebo (Hario Shima 5050)	Navy Active	Sasebo			28	34,738			487		79.4				
COMFLEACT Sasebo (Maebata 5033)	Navy Active	Sasebo			33	53,170			144		135.1				
COMFLEACT Sasebo (Sakibe)	Navy Active	Sasebo			1	5,787			32		8.5				
COMFLEACT Sasebo (Tategami 5086-JMSDF)	Navy Active	Sasebo			5	2,084					66.4				
COMFLEACT Yokosuka	Navy Active	Yokosuka		96349	104	408,349			2,662		1,816.0	10,894	448	1,547	12,889
COMFLEACT Yokosuka (Azuma Ordnance-3090)	Navy Active	Yokosuka			9	31,155			39		28.0				
COMFLEACT Yokosuka (Ikego Hsng/Annex-3087)	Navy Active	Ikego			36	33,376			710		463.0				
COMFLEACT Yokosuka (Nagasaka Rifi Rng-3104)	Navy Active	Yokosuka							25						
COMFLEACT Yokosuka (Negishi Dh Area-3066)	Navy Active	Yokohama			36	15,860			83		155.0				
COMFLEACT Yokosuka (NOF Facs Urago-3117)	Navy Active	Yokosuka			14	17,800			48		96.1				
COMFLEACT Yokosuka (Yokohama No Dock-3067)	Navy Active	Yokohama			2	1,302			13		43.1	166	0	0	166
FISC Yokosuka	Navy Active	Yokosuka		96349	12	178,546					204.9	314	72	400	786
FISC Yokosuka (Akasaki POL Dep-5032)	Navy Active	Sasebo			25	44,563			193		248.0				
FISC Yokosuka (Azuma POL Dep-3090)	Navy Active	Yokosuka			19	7,844			162		348.3				
FISC Yokosuka (Hachinohe POL Dep-2006)	Navy Active	Hachinohe			7	5,447			44		46.1				
FISC Yokosuka (Iorizaki POL Dep-5036)	Navy Active	Sasebo			3	156			56		157.2				
FISC Yokosuka (Koshiba POL Dep-3113)	Navy Active	Yokohama			18	7,928			245		314.1				
FISC Yokosuka (Tsurumi POL Dep-3144)	Navy Active	Yokohama			26	14,229			46		139.2				

¹ US Locations that do not meet criteria of at least ten (10) Acres AND at least \$10M PRV. US Territories and Non-US Locations that do not meet criteria of at least ten (10) Acres OR at least \$10M PRV.

DEPARTMENT OF DEFENSE
Base Structure Report - As Of 30 Sept 03

SITE	COMPONENT	NAME NEAREST CITY	PHONE	ZIP CODE	BLDGS OWNED	BLDGS OWNED SQFT	BLDGS LEASED	BLDGS LEASED SQFT	TOTAL ACRES	ACRES OWNED	PRV (\$M)	MIL	CIV	OTHER	TOTAL
FISC Yokosuka (Yokohama No Dock-3067)	Navy Active	Yokohama							5		31.4				
FISC Yokosuka (Yokose POL Dep-5039)	Navy Active	Sasebo			8	2,321			153		313.9				
NAF Atsugi	Navy Active	Atsugi		96306	289	1,015,773	1	6,572	1,237		1,676.8	1,537	199	845	2,581
NAF Atsugi (Iwo Jima-3181)	Navy Active	Iwo Jima Okinawa							8		198.5				
NAF Atsugi (Iwo Jima-JMSDF-3181)	Navy Active	Iwo Jima Okinawa							235		94.3				
NAF Atsugi (JMSDF)	Navy Active	Atsugi			1	19,500					22.9				
NAF Atsugi (Kami Seya-3096)	Navy Active	Kami Seya							587			0	1	0	1
NAF Atsugi (Kisarazu-JGSDF-3033)	Navy Active	Kisarazu			10	22,799			515		247.4				
NAF Misawa	Navy Active	Misawa AFB		96319			61	953,216	27		325.7	1,122	8	65	1,195
NAVCOMTELSTA Far East	Navy Active	Yokosuka		96349							10.3	148	12	104	264
NAVCOMTELSTA Far East (Totsuka-3097)	Navy Active	Totsuka			18	16,582			191		61.5				
NAVJNTSERVACT Sh Tokyo	Navy Active	Tokyo		96337	1	633			2		46.9	17	5	3	25
NAVSHIPREPFAC Yokosuka	Navy Active	Yokosuka		96349	67	63,855	2	14,168			832.1	106	73	1,763	1,942
NH Yokosuka	Navy Active	Yokosuka		96350	6	1,349					180.1	474	107	235	816
PWC Yokosuka	Navy Active	Yokosuka		96349	16	6,215					636.8	9	30	1,079	1,118
PWC Yokosuka (Ikego Hsng/Annex-3087)	Navy Active	Ikego			2	1,680					52.5				
PWC Yokosuka (Negishi Dh Area-3066)	Navy Active	Yokohama			6	420			14		70.9				
OTHER SITE(S) ¹ : 54					18	10,395	41	109,059	88	16	127.7	14,294	671	2,377	17,342
Japan Total:					7,133	24,502,836	2,662	17,755,786	127,378	836	38,076.2	55,411	4,658	21,080	81,149
Kenya															
NAVSUPPACT Bahrain (Kenya)	Navy Active	Mombasa			5	7,520					25.7				
OTHER SITE(S) ¹ : 1					4	15,578					8.0				
Kenya Total:					9	23,098	0	0	0	0	33.7	0	0	0	0
Kuwait															
OTHER SITE(S) ¹ : 1											2.3	18	0	0	18
Kuwait Total:					0	0	0	0	0	0	2.3	18	0	0	18
Kwajalein Atoll															
U.S. Army Kwajalein Atoll	Army Active	Majuro		96555	699	3,063,622			1,361		2,140.7	9	60	15	84
Kwajalein Atoll Total:					699	3,063,622	0	0	1,361	0	2,140.7	9	60	15	84
Luxembourg															
Bettembourg Site	Army Active	Luxembourg		3280	1	24,984	1	50,326	117		174.5	8	3	7	18
Sanem Site	Army Active	Esch-S-Alzette		4989					97		130.0				

¹ US Locations that do not meet criteria of at least ten (10) Acres AND at least \$10M PRV. US Territories and Non-US Locations that do not meet criteria of at least ten (10) Acres OR at least \$10M PRV.

DEPARTMENT OF DEFENSE
Base Structure Report - As Of 30 Sept 03

SITE	COMPONENT	NAME NEAREST CITY	PHONE	ZIP CODE	BLDGS OWNED	BLDGS OWNED SQFT	BLDGS LEASED	BLDGS LEASED SQFT	TOTAL ACRES	ACRES OWNED	PRV (\$M)	MIL	CIV	OTHER	TOTAL
OTHER SITE(S)¹ : 1							5	11,564			1.2				
Luxembourg Total:					1	24,984	6	61,890	214	0	305.6	8	3	7	18
<u>Netherlands</u>															
Brunssum CEB	Army Active	Brunssum		APO A	25	6,232	2	7,030			129.9	8	1	3	12
Eygelshoven Storage Area	Army Active	Eygelshoven		APO A	12	6,277	1	6,000			101.0	13	57	34	104
Hendrik Mine	Army Active	Brunssum		APO A	3	2,222	11	99,985			24.3	242	22	135	399
Rotterdam Admin Facility	Army Active	Rotterdam		APO A			2	85,872	2		19.2	27	40	104	171
Schinnen	Army Active	Schinnen		APO A	1	200	271	442,728			55.8				
Schinnen Emma Mine	Army Active	Schinnen		APO A	32	83,969	13	139,913	24		57.7	191	147	377	715
Vriezenveen CEB	Army Active	Vriezenveen		APO A	25	6,447	2	7,400			145.4	10	3	5	18
OTHER SITE(S)¹ : 5							2	2,641			13.2	134	0	1	135
Netherlands Total:					100	107,988	345	869,531	26	0	546.5	625	270	659	1,554
<u>Netherlands Antilles</u>															
OTHER SITE(S)¹ : 1									1			12	0	0	12
Netherlands Antilles Total:					0	0	0	0	1	0	0.0	12	0	0	12
<u>New Zealand</u>															
COMNAVDIST Washington DC (Blackbirch Astromob NZ)	Navy Active	Blenheim							12						
New Zealand Total:					0	0	0	0	12	0	0.0	0	0	0	0
<u>Norway</u>															
OTHER SITE(S)¹ : 4							2	4,156			8.2	3	0	0	3
Norway Total:					0	0	2	4,156	0	0	8.2	3	0	0	3
<u>Oman</u>															
Masirah Island MPT	AF Active	Dhuwvah							3,000						
Seeb MPT	AF Active	Sib			8	29,554			3,000		61.7	1	0	0	1
Thumrait MPT	AF Active	Salalah							3,000						
OTHER SITE(S)¹ : 1							8	32,927			7.2				
Oman Total:					16	62,481	0	0	9,000	0	68.9	1	0	0	1
<u>Peru</u>															
NAVMEDRCHINSTDET Lima	Navy Active	Lima		34031			2	32,889			11.2	13	38	0	51
OTHER SITE(S)¹ : 2							9	4,230			6				
Peru Total:					9	4,230	2	32,889	6	0	17.6	13	38	0	51
<u>Portugal</u>															
Agualva Munitions Storage Annex	AF Active	Lajes			22	17,293			68		8.2				

¹ US Locations that do not meet criteria of at least ten (10) Acres AND at least \$10M PRV. US Territories and Non-US Locations that do not meet criteria of at least ten (10) Acres OR at least \$10M PRV.

DEPARTMENT OF DEFENSE
Base Structure Report - As Of 30 Sept 03

SITE	COMPONENT	NAME NEAREST CITY	PHONE	ZIP CODE	BLDGS OWNED	BLDGS OWNED SQFT	BLDGS LEASED	BLDGS LEASED SQFT	TOTAL ACRES	ACRES OWNED	PRV (\$M)	MIL	CIV	OTHER	TOTAL
Caldeira Ammunition Storage Area	AF Active	Lajes			3	6,331			29		3.3				
Cinco Picos Globecom Annex	AF Active	Praia Da Victoria			2	19,332			159		11.1				
Covadascinzas Petroleum Products Stg Anx	AF Active	Praia Da Victoria							41		68.3				
Lajes Field	AF Active	Lajes	011-351-295-540	09720	321	2,539,675			973		977.5	931	85	610	1,626
Lajes Water System Annex	AF Active	Lajes							1		10.1				
Praia Da Victoria Dock Annex	AF Active	Praia Da Victoria			11	19,106			4		18.8				
Praia Da Victoria Fuel Storage Annex	AF Active	Praia Da Victoria			11	5,035			53		133.4				
Villa Nova Globecom Annex	AF Active	Villa Nova			1	12,705			99		6.5				
OTHER SITE(S) ¹: 12					3	1,557	3	20,100	18		7.0	100	3	0	103
Portugal Total:					374	2,621,034	3	20,100	1,445	0	1,244.2	1,031	88	610	1,729
Saint Helena															
Ascension Auxiliary Airfield	AF Active	Georgetown			107	364,486			3,856		317.0				
Saint Helena Total:					107	364,486	0	0	3,856	0	317.0	0	0	0	0
Singapore															
Sembawang Hsg	AF Active	Sembawang									43.9				
NAVREGCONTRCTR Singapore	Navy Active	Singapore					6	8,265			104.4	194	70	0	264
OTHER SITE(S) ¹: 2											1.1				
Singapore Total:					0	0	6	8,265	0	0	149.4	194	70	0	264
South Korea															
Bayonet Training Area	Army Active	Tong Du Chon	011-882-7913-11	96224					361						
Brooklyn Hill	Army Active	Yangsan	011-882-7913-11	96259	10	7,165			40		3.5				
Bullseye 01	Army Active	Kumchon-Ni	011-882-7913-11	96205	34	34,287			21,199		18.4	0	0	8	8
Bullseye 02	Army Active	Kumchon Ni	011-882-7913-11	96205					1,391						
Camp Ames	Army Active	Taejon City	011-882-7913-11	96271	10	19,018			20		4.8	0	0	2	2
Camp Bonifas	Army Active	Kumohon Ri	011-882-7913-11	96251	76	181,151			36		52.5	0	0	86	86
Camp Carroll	Army Active	Waegwan	011-882-7913-11	96260	245	1,980,717	38	994,064	681		580.0	1,278	106	1,471	2,855
Camp Casey	Army Active	Tongduchon	011-882-7913-11	96224	697	4,010,005	26	192,304	3,497		1,048.9	4,945	54	1,652	6,651
Camp Castle	Army Active	Tond Du Chon	011-882-7913-11	96224	70	351,911			51		83.6	367	0	153	520

¹ US Locations that do not meet criteria of at least ten (10) Acres AND at least \$10M PRV. US Territories and Non-US Locations that do not meet criteria of at least ten (10) Acres OR at least \$10M PRV.

DEPARTMENT OF DEFENSE
Base Structure Report - As Of 30 Sept 03

SITE	COMPONENT	NAME NEAREST CITY	PHONE	ZIP CODE	BLDGS OWNED	BLDGS OWNED SQFT	BLDGS LEASED	BLDGS LEASED SQFT	TOTAL ACRES	ACRES OWNED	PRV (\$M)	MIL	CIV	OTHER	TOTAL
Camp Colbern	Army Active	Songnam	011-882-7913-11	96205	55	182,728			76		46.6	195	0	52	247
Camp Eagle	Army Active	Wonju City	011-882-7913-11	96297	64	437,028			114		133.6	504	2	82	588
Camp Edwards	Army Active	Kumchon-Ni	508-968-5888	96251	60	249,119			62		65.0	175	1	102	278
Camp Essayons	Army Active	Uijongbu	011-882-7913-11	96258	98	288,449			76		77.9	365	1	119	485
Camp Falling Water	Army Active	Uijong Bu	011-882-7913-11	96258	42	137,159	1	400	59		29.4	16	11	271	298
Camp Garry Owen North	Army Active	Kumohon Ni	011-882-7913-11	96251	125	397,932			70		104.8	612	0	112	724
Camp Giant	Army Active	Kumchon	011-882-7913-11	96251	71	157,582			42		34.0	119	8	320	447
Camp Greaves	Army Active	Kumchon Ni	011-882-7913-11	96251	99	289,941			59		79.6	471	0	199	670
Camp Henry	Army Active	Taegu	011-882-7913-11	96218	74	389,888	36	241,657	60		146.2	714	258	1,417	2,389
Camp Hialeah	Army Active	Pusan	011-882-7913-11	96259	306	864,148	25	53,689	193		278.6	337	10	455	802
Camp Hovey	Army Active	Tongduchon	011-882-7913-11	96224	183	1,343,084	14	116,791	3,473		334.1	2,011	1	386	2,398
Camp Howze	Army Active	Kumchon Ni	011-882-7913-11	96251	128	533,798			157		145.8	439	4	226	669
Camp Humphreys	Army Active	Pyongtaek City	011-882-7913-11	96271	595	3,615,566	15	144,400	1,231		924.8	2,981	106	1,978	5,065
Camp Jackson	Army Active	Uijong Bu	011-882-7913-11	96258	46	176,072			406		40.4	185	0	41	226
Camp Kwangsa Ri	Army Active	Camp Kwangsa Ri	011-882-7913-11	96257	14	38,619	4	8,000	31		10.7	0	0	28	28
Camp Kyle	Army Active	Uijongbu	011-882-7913-11	96257	63	270,845			36		59.5	341	4	42	387
Camp Liberty Bell	Army Active	Munsan Up	011-882-7913-11	96251	35	90,886			17		21.8	0	0	1	1
Camp Long	Army Active	Wonju	011-882-7913-11	96297	129	309,703	9	13,070	85		83.2	258	8	297	563
Camp Market	Army Active	Inchon	011-882-7913-11	96205	74	590,536	37	586,760	118		173.2	10	12	469	491
Camp Nimble	Army Active	Tong Du Chon	011-882-7913-11	96224	33	120,168			16		28.9	398	0	29	427
Camp Page	Army Active	Chun Chon	011-882-7913-11	96208	149	706,062	6	30,114	468		218.5	557	13	310	880
Camp Red Cloud	Army Active	Uijong Bu	011-882-7913-11	96258	198	1,377,556			207		332.3	1,084	124	1,360	2,568
Camp Sears	Army Active	Uijongbu	011-882-7913-11	96257	44	132,595	1	92	32		43.3	139	0	52	191

¹ US Locations that do not meet criteria of at least ten (10) Acres AND at least \$10M PRV. US Territories and Non-US Locations that do not meet criteria of at least ten (10) Acres OR at least \$10M PRV.

DEPARTMENT OF DEFENSE
Base Structure Report - As Of 30 Sept 03

SITE	COMPONENT	NAME NEAREST CITY	PHONE	ZIP CODE	BLDGS OWNED	BLDGS OWNED SQFT	BLDGS LEASED	BLDGS LEASED SQFT	TOTAL ACRES	ACRES OWNED	PRV (\$M)	MIL	CIV	OTHER	TOTAL
Camp Stanley	Army Active	Uijong Bu	011-882-7913-11	96257	264	1,415,229	1	109	607		340.1	1,966	9	512	2,487
Camp Stanton	Army Active	Kumchon Ri	011-882-7913-11	96251	63	169,771			67		66.2	123	1	27	151
Camp Walker	Army Active	Taegu City	011-882-7913-11	96218	197	1,010,976	9	70,690	195		267.0	582	50	625	1,257
Camp Yongin	Army Active	Suwon	011-882-7913-11	96205	7	43,780	4	10,600	8		13.4	32	2	24	58
Chang San	Army Active	Pusan	011-882-7913-11	96259	12	11,925			26		4.4				
Cheju Do Training Center	Army Active	Mosulpo	011-882-7913-11	96220	24	36,891	1	4,050	12		12.7	0	0	10	10
Dartboard Site	Army Active	Taegu City	011-882-7913-11	96218	1	1,122			10		2.9				
Far East Dist Engr	Army Active	Seoul	011-882-7913-11	96205	31	112,721	13	72,208	11		37.7	0	1	103	104
Freedom Bridge	Army Active	Munsan Up	011-882-7913-11	96251	6	6,382			14		1.5				
Gimbols	Army Active	Tongduchon	011-882-7913-11	96224					2,952						
Gun Training Area	Army Active	Tong Du Chon	011-882-7913-11	96224					219						
H220 Heliport	Army Active	Tong Du Chon	011-882-7913-11	96224	51	239,197			52		54.9	5	1	175	181
High Point	Army Active	Chonan City	011-882-7913-11	96271	10	7,977			11		3.3				
K-16 Air Base	Army Active	Songnam	011-882-7913-11	96205	63	311,733	20	263,589	212		152.2	508	2	196	706
Kamaksan ASA	Army Active	Tong Du Chon	011-882-7913-11	96271	7	5,063			48		2.2	0	0	2	2
Koryosan ASA	Army Active	Inchon	011-882-7913-11	96205	7	6,478			12		2.8	0	0	1	1
Kunsan Pol Terminal Site	Army Active	Kunsan City	011-882-7913-11	96264	4	5,828			17		7.0	0	0	1	1
La Guardia	Army Active	Uijongbu	011-882-7913-11	96257	81	170,735			34		42.4	48	0	29	77
Madison Site	Army Active	Suwon	011-882-7913-11	96205	11	8,214			22		7.6				
Masan Ammunition Depot	Army Active	Masan	011-882-7913-11	96259	14	56,393			1,060		16.3	0	2	9	11
Mobile	Army Active	Tong Du Chon	011-882-7913-11	96224					2,761			5	5	21	31
Niblo Barracks	Army Active	Seoul	011-882-7913-11	96205	12	27,318	2	6,345	7		10.4	0	0	26	26
Pier #8	Army Active	Kanman-Tong	011-882-7913-11	96259	2	7,013	12	96,925	12		29.4	9	6	62	77

¹ US Locations that do not meet criteria of at least ten (10) Acres AND at least \$10M PRV. US Territories and Non-US Locations that do not meet criteria of at least ten (10) Acres OR at least \$10M PRV.

DEPARTMENT OF DEFENSE
Base Structure Report - As Of 30 Sept 03

SITE	COMPONENT	NAME NEAREST CITY	PHONE	ZIP CODE	BLDGS OWNED	BLDGS OWNED SQFT	BLDGS LEASED	BLDGS LEASED SQFT	TOTAL ACRES	ACRES OWNED	PRV (\$M)	MIL	CIV	OTHER	TOTAL
Pusan Storage Facility	Army Active	Pusan	011-882-7913-11	96259	72	396,238	10	20,752	69		88.8	3	5	116	124
Pyongtaek Cpx Area	Army Active	Pyongtaek	011-882-7913-11	96271	7	7,472			110		6.1				
Richmond	Army Active	Taejon City	011-882-7913-11	96271	9	8,821			14		4.0				
Shinbuk Relay	Army Active	Pochon	011-882-7913-11	96258	7	4,359			13		7.4				
Sungnam Golf Course	Army Active	Songnam	011-882-7913-11	96205			10	58,704	230		26.0	0	0	95	95
Swiss and Swed Camp Mac HQ	Army Active	Munsan Up	011-882-7913-11	96251	26	38,819					11.0	0	0	4	4
Tango	Army Active	Songnam	011-882-7913-11	96205	23	137,435	11	58,761	241		50.8	100	0	66	166
Watkins Range	Army Active	Tong Du Chon	011-882-7913-11	96224					45						
Yong Pyong	Army Active	Tdc	011-882-7913-11	96224	43	136,931			3,345		56.2	2	1	95	98
Yongsan Garrison	Army Active	Seoul	011-882-7913-11	96205	710	4,167,408	298	2,657,308	640		1,295.4	3,267	1,186	6,246	10,699
Camp Humphreys Communications Site	AF Active	Pyongteak					21	177,302	19	19	33.3				
Camp Red Cloud Communications Site	AF Active	Euijeongbu					13	85,209	4	4	17.1				
Kimhae Storage Annex	AF Active	Kimhae			29	321,270			86		97.4				
Koon Ni Air Range	AF Active	Koon Ni			19	27,171			5,882		8.9				
Kunsan Air Base	AF Active	Kunsan	011-82-63-470-1	96246	398	2,956,830			2,557		1,209.8	2,784	45	585	3,414
Kwang-Ju Air Base	AF Active	Kwang Ju			104	652,862			313		232.0	27	0	1	28
Osan Air Base	AF Active	Song Tan	011-82-31-661-1	96278	525	5,125,158	6	272,559	1,794		1,878.2	5,440	147	1,225	6,812
Osan Ni Ammunition Storage Annex	AF Active	Osan Ni			19	69,501			603		27.4				
Pil-Sung Air Range	AF Active	Sangori-Ni			8	19,622			27		13.2				
Suwon Air Base	AF Active	Suwon			38	183,240			235		322.1	419	9	48	476
Taegu Air Base	AF Active	Taegu			158	832,929			763		272.8	91	1	2	94
Wonju Air Station	AF Active	Wonju			12	6,165	5	10,491	93		33.9	11	0	0	11
COMNAVFORKOREA Yongsan (CFA Chinhae)	Navy Active	Chinhae			100	284,174			91		67.4	379	10	0	389
COMNAVFORKOREA Yongsan (Pohang)	Navy Active	Pohang			5	33,920			3		43.2	223	0	0	223
COMNAVFORKOREA Yongsan (Yechon)	Navy Active	Yechon									32.7				
OTHER SITE(S) ¹: 25					77	108,409	39	203,684	67	1	70.0	798	8	415	1,221
South Korea Total:					7,083	38,457,198	687	6,450,627	59,979	24	12,183.2	35,323	2,214	22,441	59,978

¹ US Locations that do not meet criteria of at least ten (10) Acres AND at least \$10M PRV. US Territories and Non-US Locations that do not meet criteria of at least ten (10) Acres OR at least \$10M PRV.

DEPARTMENT OF DEFENSE
Base Structure Report - As Of 30 Sept 03

SITE	COMPONENT	NAME NEAREST CITY	PHONE	ZIP CODE	BLDGS OWNED	BLDGS OWNED SQFT	BLDGS LEASED	BLDGS LEASED SQFT	TOTAL ACRES	ACRES OWNED	PRV (\$M)	MIL	CIV	OTHER	TOTAL
Spain															
Moron Air Base	AF Active	Moron De La Frontera	011-34-955-84-8		148	678,642			2,811		581.4	113	6	11	130
NH Rota	Navy Active	Rota		09645	6	155,957			9		54.2	342	34	0	376
NS Rota	Navy Active	Rota		09645	933	3,464,999	1	1,022	5,953		1,340.1	2,313	165	783	3,261
NS Rota (Seabee Camp)	Navy Active	Rota			52	293,181					61.1				
OTHER SITE(S) ¹ : 4					1	3,200	1	1,296			1.3	22	0	0	22
Spain Total:					1,140	4,595,979	2	2,318	8,773	0	2,038.0	2,790	205	794	3,789
Trucial Oman Coast															
NAVSUPPACT Bahrain (Fujairah Aviation Unit)	Navy Active	Al Fujayrah					5	39,957			12.9				
Trucial Oman Coast Total:					0	0	5	39,957	0	0	12.9	0	0	0	0
Turkey															
Ankara Administration Office	AF Active	Ankara			18	146,469			24		31.8	12	0	1	13
Batman Air Base	AF Active	Batman									18.2				
Cigli Air Base	AF Active	Buyuk Cigli			7	46,467					18.7				
Incirlik Air Base Adana	AF Active	Incirlik	011-90-322-316-	09824	665	3,584,145			3,338		1,125.4	1,394	116	136	1,646
Izmir Air Station	AF Active	Izmir	011-90-232-484-		5	7,768	8	288,328	1		50.9	91	7	47	145
Izmir Storage Annex No 2	AF Active	Izmir			11	5,951	14	122,906	11		22.2				
Mus Air Base	AF Active	Mus			11	22,011					13.0				
Yumurtalik Petroleum Prod Storage Annex	AF Active	Yumurtalik			5	7,343			142		29.1	1	0	3	4
OTHER SITE(S) ¹ : 10					7	112,980	8	35,733	1		17.9				
Turkey Total:					729	3,933,134	30	446,967	3,517	0	1,327.2	1,498	123	187	1,808
United Kingdom															
RAF Hythe	Army Active	Southampton		APO A	3	2,581	19	212,744	35		43.3	1	1	195	197
Beck Row Family Hsg	AF Active	Yildenhall					95	137,251			15.2				
Eriswell Family Hsg Annex	AF Active	Eriswell					144	723,183	62		75.7				
Lynn Wood Family Hsg	AF Active	Thetford					87	203,032	22		22.0				
Newmarket Fam Hsg Anx No 3	AF Active	Newmarket					140	399,140			42.4				
RAF Alconbury	AF Active	Alconbury			177	1,130,317			203		289.9	188	45	69	302
RAF Barford St John Transmitter Annex	AF Active	Barford St John			2	28,362			476		23.4				
RAF Bicester	AF Active	Bicester			255	202,684			35		36.7				
RAF Chelveston Fam Hsg Anx	AF Active	Rushden			21	79,056			17		11.8				
RAF Croughton	AF Active	Croughton	DSN 314-236-111	09494	154	623,724			694		232.7	287	37	87	411

¹ US Locations that do not meet criteria of at least ten (10) Acres AND at least \$10M PRV. US Territories and Non-US Locations that do not meet criteria of at least ten (10) Acres OR at least \$10M PRV.

DEPARTMENT OF DEFENSE
Base Structure Report - As Of 30 Sept 03

SITE	COMPONENT	NAME NEAREST CITY	PHONE	ZIP CODE	BLDGS OWNED	BLDGS OWNED SQFT	BLDGS LEASED	BLDGS LEASED SQFT	TOTAL ACRES	ACRES OWNED	PRV (\$M)	MIL	CIV	OTHER	TOTAL
RAF Fairford	AF Active	Fairford	011-44-1285- 71-		85	350,712			1,170		564.3	195	20	61	276
RAF Feltwell	AF Active	Feltwell			18	116,927			332		202.3	59	2	30	91
RAF Lakenheath	AF Active	Lakenheath	011-44-1638- 52-	09464	490	3,513,117			2,004		1,645.2	4,740	256	393	5,389
RAF Mildenhall	AF Active	Mildenhall	011-44-1638- 54-	09459	279	1,659,903			1,121		1,005.6	3,871	228	407	4,506
RAF Mildenhall Storage Annex	AF Active	Mildenhall			18	19,528			36		6.4				
RAF Molesworth	AF Active	Thrapston	011-44-1480- 82-		60	174,451			659		199.7	989	2	2	993
RAF Molesworth Storage Anx No 12	AF Active	Molesworth			2	30,988			37		9.4				
RAF Shepherds Grove Family Hsg Annex	AF Active	Stanton			27	56,580			18		11.1				
RAF Upwood	AF Active	Upwood	011-44-1480- 84-		2	46,471			22		29.1	43	1	2	46
RAF Welford Ammo Stor Area	AF Active	Newbury			81	237,241			806		307.1				
JMF St Mawgan	Navy Active	Saint Mawgan		09409	22	268,650					91.8	320	50	0	370
NAVACT London	Navy Active	London		09499			2	177,753	1		37.8	1,367	359	0	1,726
NAVACT London (Blenheim Crescent)	Navy Active	London							3		11.2				
NAVACT London (Daws Hill)	Navy Active	London			1	4,971			59		106.8				
NAVACT London (Eastcote)	Navy Active	London							8		23.9				
NAVACT London (West Ruislip)	Navy Active	London			17	90,854			31		44.6				
OTHER SITE(S) ¹: 38					49	128,313	101	259,227	53	0	97.9	47	0	0	47
United Kingdom Total:					1,763	8,765,430	588	2,112,330	7,904	0	5,187.4	12,107	1,001	1,246	14,354
Venezuela															
OTHER SITE(S) ¹: 2					9	3,088			3		2.6				
Venezuela Total:					9	3,088	0	0	3	0	2.6	0	0	0	0
OVERSEAS:					30,172	143,367,095	15,930	155,826,307	709,096	876	120,453.6	198,430	22,727	81,022	302,179
Worldwide Total:					291,248	2,029,507,155	24,141	204,652,613	29,199,663	27,487,798	646,809.3	1,700,261	465,231	195,004	2,360,496

¹ US Locations that do not meet criteria of at least ten (10) Acres AND at least \$10M PRV. US Territories and Non-US Locations that do not meet criteria of at least ten (10) Acres OR at least \$10M PRV.

DEPARTMENT OF DEFENSE

Base Structure Report - As Of 30 Sept 03

IX. INDIVIDUAL SERVICE INVENTORIES

DEPARTMENT OF DEFENSE - Army
Base Structure Report - As Of 30 Sept 03

SITE	COMPONENT	NAME NEAREST CITY	PHONE	ZIP CODE	BLDGS OWNED	BLDGS OWNED SQFT	BLDGS LEASED	BLDGS LEASED SQFT	TOTAL ACRES	ACRES OWNED	PRV (\$M)	MIL	CIV	OTHER	TOTAL
Alabama															
10C Stagefield	Army Active	New Brockton		36362	4	2,357			180	174	15.6				
310th Chem USARC	Army Reserve	Anniston		36205	3	85,854			22	22	11.5	63	0	0	63
Allen Stagefield	Army Active	Dothan		36352	5	2,313			114	114	15.5				
Anniston Army Depot	Army Active	Anniston	256-235-7501	36201	1,710	8,846,444	1	2,800	15,279	15,243	1,570.0	20	3,110	314	3,444
Bill Nichols USARC/ECS #158	Army Reserve	Anniston	256 231-9210	36201	2	61,185			20	20	13.8	206	8	0	214
Brown (4B) Stagefield	Army Active	New Brockton		36351	4	2,677			176	167	15.8				
Cairns Basefield	Army Active	Daleville		36322	62	459,726			1,326	1,285	166.9				
Fort Benning	Army Active	Columbus, GA	706-545-5217	31905	10	11,646			12,138	11,954	28.1				
Fort McClellan	Army Active	Anniston	256-847-4102	36205	293	1,348,799			28,005	28,005	299.1				
Fort Rucker	Army Active	Daleville	334-255-1030	36362	1,438	6,913,408	3	8,860	59,447	57,772	1,451.6	4,420	1,837	908	7,165
Goldberg Stagefield	Army Active	Midland City		36360	6	3,462			101	99	13.8				
Highbluff Stagefield	Army Active	Hartford		36344	5	2,545			190	190	14.5				
Horace B Hanson USARC	Army Reserve	Birmingham	205-987-8443	35244	3	99,804			14	14	15.8	300	26	10	336
Hunt Stagefield	Army Active	Ozark		36360	4	2,674			153	134	14.7				
Phosphate Dev Wks	Army Active	Sheffield		35662	2	14,763			67	63	60.6				
Redstone Arsenal	Army Active	Huntsville	256-876-2151	35898	1,757	11,696,794			37,910	37,910	2,927.5	1,730	8,220	4,099	14,049
Runkle Stagefield	Army Active	Elba		36323	7	3,956			235	235	10.5				
Shell Stagefield	Army Active	Enterprise		36330	14	63,021			296	246	39.2				
Skelly Stagefield	Army Active	Elba		36453	4	2,167			193	161	16.3				
Stinson (5AB) Stagefield	Army Active	New Brockton		36351	4	2,857			191	180	15.4				
Toth Stagefield	Army Active	Dothan		36305	3	2,601			128	125	19.8				
OTHER SITE(S) ¹ : 34					60	473,684	1	11,574	481	454	94.4	2,751	120	0	2,871
Alabama Total:					5,400	30,102,737	5	23,234	156,666	154,567	6,830.5	9,490	13,321	5,331	28,142
Alaska															
Black Rapids Training Area	Army Active	Delta Junction		99737	6	39,048			2,785	2,785	16.4				
Donnelly Training Area	Army Active	Fairbanks		99775	22	88,555			631,693	631,693	65.1				
Fairbanks Eielson Pipeline	Army Active	Fairbanks		99505	1	515			120	103	976.5				
Fort Greely	Army Active	Fairbanks	907-873-1110	99737	146	1,522,214			8,213	8,213	1,384.5	8	99	11	118
Fort Richardson	Army Active	Anchorage	907-384-1110	99505	519	7,271,119	17	228,393	71,441	71,437	2,735.4	2,400	920	732	4,052
Fort Wainwright	Army Active	Fairbanks	907-353-1110	99775	502	7,284,211	214	1,165,418	656,241	656,241	3,874.3	3,842	653	840	5,335
Haines Terminal	Army Active	Haines	907-766-2111	99505	5	32,305			201	201	60.5				
Pd Tok Junction	Army Active	Tok		99505	2	5,184			448	409	649.8				
Seward Recreation Area	Army Active	Seward		99505	27	64,687			13	1	20.0				
Whittier Anchorage Pipeline	Army Active	Whittier		99505	3	7,948	1	14,400	224	220	164.1				
Yukon Command Training Site	Army Active	Fairbanks		99775	1	160			287,418	287,394	69.1				
OTHER SITE(S) ¹ : 72					147	135,550			1,292,127	1,292,069	45.0	493	3	0	496
Alaska Total:					1,381	16,451,496	232	1,408,211	2,950,924	2,950,765	10,060.6	6,743	1,675	1,583	10,001

¹ US Locations that do not meet criteria of at least ten (10) Acres AND at least \$10M PRV. US Territories and Non-US Locations that do not meet criteria of at least ten (10) Acres OR at least \$10M PRV.

DEPARTMENT OF DEFENSE - Army

Base Structure Report - As Of 30 Sept 03

SITE	COMPONENT	NAME NEAREST CITY	PHONE	ZIP CODE	BLDGS OWNED	BLDGS OWNED SQFT	BLDGS LEASED	BLDGS LEASED SQFT	TOTAL ACRES	ACRES OWNED	PRV (\$M)	MIL	CIV	OTHER	TOTAL
American Samoa															
Te O USARC	Army Active	Tafuna		96799	1	14,240	1	3,600	87		6.3	351	3	7	361
American Samoa Total:					1	14,240	1	3,600	87	0	6.3	351	3	7	361
Arizona															
Barnes Hall USARC	Army Reserve	Phoenix	480-425-3588	85008	5	63,256			12	12	13.3	487	28	0	515
Camp Navajo	Army Guard	Camp Navajo	520-773-3205		887	3,005,321			28,345	28,345	780.6				
Fort Huachuca	Army Active	Sierra Vista	520-538-7111	85613	1,699	7,569,521			73,323	71,623	2,058.2	6,212	2,190	1,422	9,824
Papago Military Reservation	Army Guard	Phoenix			65	601,996			451	451	128.3				
Yuma Proving Ground	Army Active	Yuma	520-328-2151	85365	569	2,022,635			1,008,898	829,882	999.0	107	599	453	1,159
OTHER SITE(S) ¹ : 11					30	86,737	1	36,400	57,659	57,641	28.9	794	10	0	804
Arizona Total:					3,255	13,349,466	1	36,400	1,168,688	987,954	4,008.3	7,600	2,827	1,875	12,302
Arkansas															
ECS 15	Army Reserve	Barling		72905	4	69,467	4	82,278	39	39	18.9	0	49	0	49
Fort Chaffee	Army Active	Ft Smith	501-484-3130		109	299,318			360	360	65.7				
Fort Chaffee MTC	Army Guard	Fort Smith	501-484-2141		431	1,625,576			64,272	64,272	445.3	276	3	68	347
Maurice Britt USARC	Army Reserve	Little Rock		72118	10	194,791			33	33	34.4	793	150	11	954
Pine Bluff Arsenal	Army Active	Pine Bluff	870-540-3000	71602	904	3,618,982			13,493	13,426	1,328.9	27	1,020	138	1,185
OTHER SITE(S) ¹ : 13					38	235,038			58	36	42.9	1,314	22	11	1,347
Arkansas Total:					1,496	6,043,172	4	82,278	78,255	78,166	1,936.2	2,410	1,244	228	3,882
California															
BT Collins USARC/OMS/AMSA (G)	Army Reserve	Sacramento		95828	10	191,585			38	38	47.5	899	21	8	928
Concord-CA-0696A	Army Active	Clyde		94520			131	261,688	6,100	6,100	394.1	3	36	3	42
Def Distr Reg West Sharpe Site	Army Active	Stockton		95231	84	4,214,977			724	724	774.8	7	11	42	60
Def Distr Reg West Tracy	Army Active	Tracy		95376	56	5,182,301	1	4,850	908	908	823.1	0	18	1	19
El Monte USARC	Army Reserve	El Monte	626-258-2347	91733	4	38,348			17	17	10.5	338	4	0	342
Fort Hunter Liggett	Army Reserve	King City	831-386-2605	93928	251	904,040			164,261	164,099	502.3	30	134	55	219
Fort Ord	Army Active	Seaside	831-899-4975	93955	1,601	6,267,635	104	388,672	12,272	12,272	1,923.7				
Hamilton Army Airfield	Army Active	Novato		94949	83	487,385			67	67	277.5				
Hwd Of Oakland USARC/AMSA 85 G	Army Reserve	Oakland		94626	11	109,498			38	38	25.5	255	21	0	276
March USARC	Army Reserve	Moreno Valley		92518	1	1,255	7	71,133	21	21	13.6	456	9	0	465
Mare Is. USARC OMS Marine AMSA	Army Reserve	Vallejo		94592	12	158,005			34	34	49.6				
Moffett Community Hsg	Army Reserve	Mountain View		94035	144	1,135,713			141	141	135.1				
MTA Camp Roberts	Army Guard	San Miguel	805-238-3100		959	3,770,801			42,815	42,814	1,576.3	428	185	168	781
NTC and Fort Irwin	Army Active	Barstow	760-380-4111	92310	1,511	7,021,830	1	25,600	636,331	636,181	2,356.3	4,340	607	1,019	5,966
Oakland Army Base	Army Active	Oakland	510-466-3911		84	3,170,307			396	394	642.2				
Ord Military Community	Army Active	Seaside		93955	1,061	2,920,353			1,115	1,115	471.4				

¹ US Locations that do not meet criteria of at least ten (10) Acres AND at least \$10M PRV. US Territories and Non-US Locations that do not meet criteria of at least ten (10) Acres OR at least \$10M PRV.

DEPARTMENT OF DEFENSE - Army
Base Structure Report - As Of 30 Sept 03

SITE	COMPONENT	NAME NEAREST CITY	PHONE	ZIP CODE	BLDGS OWNED	BLDGS OWNED SQFT	BLDGS LEASED	BLDGS LEASED SQFT	TOTAL ACRES	ACRES OWNED	PRV (\$M)	MIL	CIV	OTHER	TOTAL
Parks Reserve Forces Tng Area	Army Reserve	Richmond	925-803-5600	94568	123	1,088,465			2,478	2,478	279.0	976	106	1,565	2,647
Patton Hall USARC	Army Reserve	Bell	323-307-3400	90201	4	159,712	2	20,813	21	21	36.1	432	17	0	449
Presidio Of Monterey	Army Active	Monterey	831-242-5000	93944	185	1,950,777			392	392	493.4	3,219	1,363	491	5,073
Riverbank AAP	Army Active	Riverbank	209-869-2577	95367	74	690,707			172	171	281.7	0	4	171	175
Sacramento Army Depot	Army Active	Sacramento		95813	20	241,356			48	48	183.0				
Sacramento Depot Activity	Army Guard	Sacramento			9	17,222			22	22	17.1				
SAT COM	Army Active	Paso Robles		93431	6	36,244	2	0	23	23	13.5	51	2	0	53
Sierra Army Depot	Army Active	Reno	530-827-2111	96113	1,012	5,234,990			37,947	37,937	1,706.9	0	442	101	543
Silas B. Hays	Army Active	Seaside		93955	1	369,662			24	24	81.9				
TS AFRC Los Alamitos	Army Guard	Los Alamitos	562-795-2571		135	1,026,461			2,676	2,676	376.3	2,402	225	279	2,906
Tustin USARC	Army Reserve	Santa Ana	949-726-1250	92606	2	42,214			17	17	10.8	499	5	0	504
OTHER SITE(S) ¹: 45					108	1,290,468	18	202,941	242	220	360.8	7,610	221	98	7,929
California Total:					7,551	47,722,311	266	975,697	909,341	908,993	13,864.1	21,945	3,431	4,001	29,377
Colorado															
Flatiron	Army Guard	Longmont			4	73,981			11	11	14.3	248	37	47	332
Fort Carson	Army Active	Colorado Spring	719-526-5811	80913	687	8,320,272	5	12,879	137,404	137,404	2,895.2	13,127	1,680	1,414	16,221
Joe P Martinez USARC/AMSA #100	Army Reserve	Denver	303-371-0608	80239	3	82,127			20	20	17.0	542	28	0	570
Pinon Canyon	Army Active	Trinidad		80159	20	63,200			235,896	235,896	123.3	0	6	0	6
Pueblo Chemical Depot	Army Active	Pueblo	719-549-4111	81006	1,104	6,023,141			23,121	23,121	1,576.9	0	181	53	234
Rocky Mountain Arsenal	Army Active	Commerce City	303-289-0140	80022	126	1,369,628			17,220	17,056	404.4	0	8	55	63
William T. Fitzsimons USARC	Army Reserve	Aurora	303-360-0963	80045	4	163,390			21	21	32.5				
OTHER SITE(S) ¹: 10					6	82,885	3	68,129	284	281	26.4	458	8	0	466
Colorado Total:					1,954	16,178,624	8	81,008	413,977	413,810	5,090.0	14,375	1,948	1,569	17,892
Connecticut															
AASF	Army Guard	Windsor Locks	860-292-2526		17	192,958			32	32	60.3	8	0	1	9
Berry-Rosenblatt AFRC	Army Reserve	West Hartford	860-231-2019	06110	2	108,163			12	12	20.8	516	7	0	523
BG John W Middleton USARC	Army Reserve	E Windsor	860-627-2410	06088	5	66,120			24	22	18.6	177	7	1	185
Stratford Army Engine Plant	Army Active	Stratford	203-377-8781	06497	29	1,595,635			124	124	365.5	4	6	50	60
OTHER SITE(S) ¹: 7					10	150,643	2	15,065	51	44	37.7	711	32	6	749
Connecticut Total:					63	2,113,519	2	15,065	243	234	503.0	1,416	52	58	1,526
Delaware															
NG New Castle TS Rifle Range	Army Guard	New Castle	302-326-7414		30	155,584			227	227	21.5	56	78	9	143
OTHER SITE(S) ¹: 3					15	90,822			18	18	18.0	447	11	0	458
Delaware Total:					45	246,406	0	0	245	245	39.5	503	89	9	601

¹ US Locations that do not meet criteria of at least ten (10) Acres AND at least \$10M PRV. US Territories and Non-US Locations that do not meet criteria of at least ten (10) Acres OR at least \$10M PRV.

DEPARTMENT OF DEFENSE - Army

Base Structure Report - As Of 30 Sept 03

SITE	COMPONENT	NAME NEAREST CITY	PHONE	ZIP CODE	BLDGS OWNED	BLDGS OWNED SQFT	BLDGS LEASED	BLDGS LEASED SQFT	TOTAL ACRES	ACRES OWNED	PRV (\$M)	MIL	CIV	OTHER	TOTAL
District of Columbia															
Fort Lesley J McNair	Army Active	Washington	202-685-3090	20319	58	1,077,443			98	98	237.4	335	792	189	1,316
Walter Reed AMC Main Post	Army Active	Washington	202-782-3501	20307	57	4,573,554			113	113	646.6	1,953	2,695	594	5,242
OTHER SITE(S) ¹: 1					2	6,580			16	16	1.1				
District of Columbia Total:					117	5,657,577	0	0	227	227	885.0	2,288	3,487	783	6,558
Florida															
Destin Moreno Point	Army Active	Destin FL	850-837-6423	32541	22	62,672			14	14	12.9				
LTC Luis E. Martinez USARC	Army Reserve	Miami	305-378-4822	33177	2	82,720			28	28	12.5	794	10	7	811
Orlando ASF 49	Army Reserve	Orlando		32827	2	28,764			34	34	14.3	32	0	0	32
Sp Forces Site-Key West	Army Active	Key West		33040	9	74,855			24	24	16.4				
U.S. Army Garrison-Miami	Army Active	Miami		00934			12	456,578	38	38	62.4	201	377	43	621
OTHER SITE(S) ¹: 30					84	699,186	5	73,409	687	671	125.9	4,557	160	13	4,730
Florida Total:					119	948,197	17	529,987	825	809	244.4	5,584	547	63	6,194
Georgia															
Dahlonega	Army Active	Dahlonega Ga	706-864-3327	30533	45	131,965			289	289	26.8	193	5	8	206
Decatur USARC	Army Reserve	Decatur	404-286-3240	30032	1	85,680			11		12.7	1,012	18	0	1,030
Dobbins USARC/ASF	Army Reserve	Marietta		30069			6	43,019	24	24	11.0	77	8	0	85
Fort Benning	Army Active	Columbus	706-545-2011	31905	2,488	19,524,493			171,873	171,867	3,483.8	23,423	2,809	2,539	28,771
Fort Gillem	Army Active	Forest Park	404-469-5000	30297	127	5,331,924			1,531	1,474	808.9	1,491	617	1,710	3,818
Fort Gordon	Army Active	Augusta	706-791-0110	30905	1,012	8,674,173			55,597	55,596	1,748.6	10,464	1,738	1,648	13,850
Fort Gordon Recreation Area	Army Active	Augusta		30905	52	54,280			909	909	19.4				
Fort McPherson	Army Active	Atlanta	404-464-3113	30330	204	2,186,252			487	487	408.6	1,131	1,805	949	3,885
Fort Stewart	Army Active	Hinesville	912-767-1411	31314	2,009	11,188,612	8	38,739	279,271	279,270	2,392.6	13,628	1,611	1,562	16,801
Hunter Army Airfield	Army Active	Savannah	912-352-6521	31409	591	3,394,851			5,653	5,372	906.2	3,928	296	501	4,725
VTS Catoosa	Army Guard	Tunnel Hill, Ga	706-935-4897		36	77,415			1,627	1,627	21.9	0	0	5	5
OTHER SITE(S) ¹: 20					102	520,120	6	59,469	369	168	95.2	2,581	93	3	2,677
Georgia Total:					6,667	51,169,765	20	141,227	517,641	517,083	9,935.8	57,928	9,000	8,925	75,853
Guam															
Fort Juan Muna	Army Guard	Tamuning			39	88,220			15	15	27.5				
Guam US Army Reserve Center	Army Active	Agana		96550			4	37,537	36	36	13.5	385	8	0	393
Guamg Barrigada Complex	Army Guard	Barrigada			2	45,423			51	51	15.8	582	0	0	582
Guam Total:					41	133,643	4	37,537	102	102	56.9	967	8	0	975
Hawaii															
Aliamanu Military Reservation	Army Active	Honolulu		96857	751	4,519,996			603	597	845.4	4	30	91	125
Dillingham Mil Res	Army Active	Waialua		96857	16	10,583			664	628	89.0				

¹ US Locations that do not meet criteria of at least ten (10) Acres AND at least \$10M PRV. US Territories and Non-US Locations that do not meet criteria of at least ten (10) Acres OR at least \$10M PRV.

DEPARTMENT OF DEFENSE - Army

Base Structure Report - As Of 30 Sept 03

SITE	COMPONENT	NAME NEAREST CITY	PHONE	ZIP CODE	BLDGS OWNED	BLDGS OWNED SQFT	BLDGS LEASED	BLDGS LEASED SQFT	TOTAL ACRES	ACRES OWNED	PRV (\$M)	MIL	CIV	OTHER	TOTAL
Fort De Russy	Army Active	Honolulu		96857	6	780,021			73	71	260.3	0	5	903	908
Fort Shafter	Army Active	Honolulu	808-438-9375	96857	307	2,472,229			591	590	767.5	2,040	1,202	463	3,705
Helemano Military Reservation	Army Active	Wahiawa		96857	236	1,783,283			290	282	418.9	474	19	49	542
Kahuku Tng Area	Army Active	Kahuku		96857	15	21,325			9,409	8,241	27.1				
Kalaeloa	Army Guard	Kapolei			31	490,924			150	150	200.1	882	10	190	1,082
Kilauea Mil Reserve	Army Active	Hilo		96857	85	157,030			72	55	71.0	0	11	81	92
Kipapa Ammo Storage Site	Army Active	Waipahu		96857	80	209,297			401	370	82.3				
Makua Mil Reserve	Army Active	Waianae		96857	2	1,900			4,195	3,413	16.1				
Pohakuloa Training Area	Army Active	Hilo	808-438-3501	96857	164	269,266			107,872	84,816	193.1	21	104	28	153
Pupukea Paalaa Uka Mil Road	Army Active	Wahiawa		96857					109		12.3				
Schofield Bks Mil Reserve	Army Active	Wahiawa	808-449-1110	96857	1,443	11,965,807			16,674	13,607	3,441.4	9,529	866	1,236	11,631
Signal Cable Trunking System	Army Active	Wahiawa		96857	44	9,171			201	62	79.3				
Tripler AMC	Army Active	Honolulu	808-433-2778	96857	78	1,956,911			367	358	662.7	794	1,054	984	2,832
TS Waiawa Gulch	Army Guard	Pearl City	808-456-3209		14	143,102			19	19	24.0	280	18	3	301
USA Field Station Kunia	Army Active	Kunia		96857	11	272,159			95	34	127.0	13	0	114	127
Waianae	Army Active	Waianae		96857	47	46,546	1	637	14	13	20.5	0	0	25	25
Waikakalaua Ammo Stor Tunnels	Army Active	Mililani		96857	49	104,236			314	313	44.9				
Wheeler Army Airfield	Army Active	Wahiawa		96857	379	2,121,247			1,370	1,369	837.3	1,970	389	241	2,600
OTHER SITE(S) ¹ : 7					15	85,961			23,397	33	37.9	254	6	2	262
Hawaii Total:					3,773	27,420,994	1	637	166,879	115,021	8,258.1	16,261	3,714	4,410	24,385
Idaho															
Edgemaede TS Mtn Home	Army Guard	Mountain Home			11	60,986			150	150	11.5	44	0	0	44
Idaho Launch Complex	Army Active	Mountain Home		88002					34		10.4				
OTHER SITE(S) ¹ : 9					21	125,557	3	71,598	1,738	1,727	37.9	675	21	0	696
Idaho Total:					32	186,543	3	71,598	1,922	1,877	59.8	719	21	0	740
Illinois															
Charles Melvin Price Spt Ctr	Army Active	Granite City	618-452-4260	62040	9	348,636			136	136	47.1	0	8	0	8
Col P. Schulstad USARC	Army Reserve	Arlington Hghts		60005	7	144,402			48	48	40.2	597	28	0	625
Granite City OMS/Storage	Army Reserve	Granite City		62040	19	148,578			42	42	31.5	339	4	0	343
Joliet AAP Elwood	Army Active	Joliet		60481	465	1,668,719			3,186	3,186	382.3				
Joliet AAP Kankakee	Army Active	Joliet		60481	16	45,114			1,597	1,597	31.8	0	2	0	2
N Riverside (Ng Maint Center)	Army Guard	North Riverside	847-824-6007		19	184,815			21	21	39.2	553	58	7	618
North Shore Memorial USARC	Army Reserve	Lakeforest		60037	3	46,760			14	14	11.9	220	7	6	233
Parkhurst USARC/OMS/Ds	Army Reserve	Darien	630-910-3213	60561	2	87,595			13	13	20.1	327	21	0	348
Rock Island Arsenal	Army Active	Rock Island	309-782-6001	61299	137	6,351,614	6	52,556	892	891	1,235.2	386	4,472	786	5,644
Savanna Depot Act	Army Active	Clinton, IA	815-273-8000	61074	834	3,579,987			9,818	9,818	1,260.8	0	10	2	12
Sheridan Reserve Complex	Army Reserve	Highland Park	847-266-2450	60037	37	462,145			90	90	94.8	1,200	63	10	1,273
USAR Joliet Outdr Tng (Elwood)	Army Reserve	Joliet		60421	23	40,853			3,585	3,585	17.0				

¹ US Locations that do not meet criteria of at least ten (10) Acres AND at least \$10M PRV. US Territories and Non-US Locations that do not meet criteria of at least ten (10) Acres OR at least \$10M PRV.

DEPARTMENT OF DEFENSE - Army
Base Structure Report - As Of 30 Sept 03

SITE	COMPONENT	NAME NEAREST CITY	PHONE	ZIP CODE	BLDGS OWNED	BLDGS OWNED SQFT	BLDGS LEASED	BLDGS LEASED SQFT	TOTAL ACRES	ACRES OWNED	PRV (\$M)	MIL	CIV	OTHER	TOTAL
Vietnam Vet Memorial USARC	Army Reserve	Homewood	708-957-2036	60430	4	35,903			46	44	13.8	135	6	7	148
OTHER SITE(S) ¹ : 31					61	595,415	8	226,450	148	127	177.1	2,975	68	13	3,056
Illinois Total:					1,636	13,740,536	14	279,006	19,636	19,612	3,402.8	6,732	4,747	831	12,310
Indiana															
Camp Atterbury	Army Guard	Edinburgh	812-526-1169		371	1,178,701			33,139	33,139	352.4	838	81	80	999
Fort Ben Harrison USARC	Army Reserve	Lawrence (Indy)		46216	19	276,147			138	138	49.3	290	31	0	321
Fort Benjamin Harrison	Army Active	Indianapolis	317-532-4100	46226	151	1,459,419			1,732	1,732	365.2				
Indiana AAP	Army Active	Charlestown	812-284-7707	47111	1,249	4,277,828			11,347	9,790	1,361.8				
Jefferson Proving Ground	Army Active	Madison	812-273-2551	47250	205	386,013			54,018	54,012	194.3	0	1	0	1
Lyle J. Thompson USARC	Army Reserve	South Bend	219-232-8818	46628	3	57,885			12		11.0	163	22	0	185
Newport Chem Depot	Army Active	Terre Haute	765-245-4502	47966	164	789,896	1	3,000	8,498	7,098	333.6	1	46	54	101
OTHER SITE(S) ¹ : 20					36	544,229	1,922	7,230,799	1,123	1,103	2,067.6	2,628	509	3	3,140
Indiana Total:					2,198	8,970,118	1,923	7,233,799	110,007	107,012	4,735.1	3,920	690	137	4,747
Iowa															
Camp Dodge Johnston TS	Army Guard	Johnston			29	661,386			2,107	2,107	177.8				
Des Moines Reserve Complex	Army Reserve	Des Moines	515-285-4113	50315	10	185,832			40	40	31.9	661	22	48	731
Iowa.AAP	Army Active	Burlington	319-754-8605	52638	1,010	4,175,523			19,011	19,011	1,274.0	0	27	14	41
OTHER SITE(S) ¹ : 23					37	367,961	5	55,058	196	157	81.4	1,880	73	0	1,953
Iowa Total:					1,086	5,390,702	5	55,058	21,354	21,315	1,565.1	2,541	122	62	2,725
Kansas															
Def Ind Plt Eqp Fac	Army Active	Atchison		66002	6	2,649,312			125	125	226.2				
Fort Leavenworth	Army Active	Leavenworth	913-684-4021	66027	790	8,202,308			5,637	5,637	1,656.4	1,382	1,412	1,567	4,361
Fort Riley	Army Active	Junction City	785-239-3911	66442	1,712	13,206,230	1	3,706	100,656	100,652	3,199.3	8,949	1,718	1,586	12,253
Kansas AAP	Army Active	Parsons	620-421-7400	67357	510	2,165,646			13,835	13,727	607.8	0	8	3	11
New Century USARC/ASF # 37	Army Reserve	Olathe	913-782-1077	66031	3	84,786			18	16	18.0	447	44	0	491
Sunflower AAP	Army Active	Desoto	913-791-6786	66018	554	1,787,526			9,542	9,063	818.8	0	0	6	6
Topeka Future	Army Reserve	Topeka	785-267-6243	66609	2	47,527			12	12	65.5	322	9	0	331
Wichita USARC	Army Reserve	Wichita	316-681-1759	67210	3	155,043			18	18	25.5	764	126	0	890
OTHER SITE(S) ¹ : 21					40	315,574	9	67,266	168	129	66.0	1,325	33	0	1,358
Kansas Total:					3,620	28,613,952	10	70,972	130,011	129,379	6,683.5	13,189	3,350	3,162	19,701
Kentucky															
Blue Grass Army Depot	Army Active	Richmond	859-625-6380	40475	1,079	3,806,641			14,596	14,596	949.8	47	529	78	654
Brooks-Lawler USARC/AMSA #71	Army Reserve	Newport	606-441-3025	41075	7	64,755			15	15	11.4	322	21	0	343
Fort Campbell	Army Active	Clarksville	270-798-2151	42223	1,569	11,219,282			36,596	35,985	2,460.2	21,443	1,993	2,381	25,817
Fort Knox	Army Active	Radcliff	502-624-1181	40121	2,284	15,979,979			109,210	109,054	3,686.4	14,724	2,574	2,226	19,524

¹ US Locations that do not meet criteria of at least ten (10) Acres AND at least \$10M PRV. US Territories and Non-US Locations that do not meet criteria of at least ten (10) Acres OR at least \$10M PRV.

DEPARTMENT OF DEFENSE - Army

Base Structure Report - As Of 30 Sept 03

SITE	COMPONENT	NAME NEAREST CITY	PHONE	ZIP CODE	BLDGS OWNED	BLDGS OWNED SQFT	BLDGS LEASED	BLDGS LEASED SQFT	TOTAL ACRES	ACRES OWNED	PRV (\$M)	MIL	CIV	OTHER	TOTAL
Lexington Facility	Army Active	Lexington	859-252-7550	40475	10	166,439			780	780	80.5	5	0	0	5
Louisville Kentucky	Army Reserve	Louisville	502-454-2908	40205	8	165,784	2	26,562	23	23	32.1	536	9	0	545
OTHER SITE(S) ¹ : 22					29	206,063	14	93,011	801	789	54.6	1,335	30	0	1,365
Kentucky Total:					4,986	31,608,943	16	119,573	162,022	161,243	7,275.1	38,412	5,156	4,685	48,253
Louisiana															
Camp Minden	Army Guard	Minden	318-459 5652		49	263,670			13,665	13,665	39.0	0	0	240	240
England Authority	Army Active	Alexandria		71303			21	110,460	247		19.9				
Fort Polk	Army Active	Leesville	337-531-2911	71459	1,078	7,243,170	4	754,664	198,721	197,930	2,773.9	7,692	1,898	1,235	10,825
Louisiana AAP	Army Active	Shreveport		71023	566	2,601,257			1,283	1,283	767.9	234	3	235	472
OTHER SITE(S) ¹ : 14					48	330,281	3	57,214	79	39	80.4	2,616	83	0	2,699
Louisiana Total:					1,741	10,438,378	28	922,338	213,995	212,917	3,681.0	10,542	1,984	1,710	14,236
Maine															
OTHER SITE(S) ¹ : 6					20	142,976	1	4,484	1,260	1,244	28.8	334	12	4	350
Maine Total:					20	142,976	1	4,484	1,260	1,244	28.8	334	12	4	350
Maryland															
1Sg Adam S Brandt USARC	Army Reserve	Baltimore	410-631-7733	21226	5	63,409			27	27	13.5	517	22	0	539
Aberdeen Proving Ground	Army Active	Aberdeen	410-278-5201	21005	1,838	14,131,343			72,406	72,229	3,038.7	4,842	6,224	1,118	12,184
Blossom Pt Research Facility	Army Active	Washington D C			38	68,360			1,600	1,600	38.0	0	3	0	3
Curtis Bay - Baltimore	Army Reserve	Baltimore	410-784-7600	21226	2	27,600			18	18	54.8				
Federal Support Center	Army Active	Olney		20906	6	14,017	1	67,370	81	81	24.5				
Fort Detrick	Army Active	Frederick	301-619-8000	21702	293	2,012,130			1,153	1,143	952.9	1,128	1,409	1,144	3,681
Fort George G Meade	Army Active	Baltimore	301-677-6261	20755	352	4,647,863	13	65,425	5,067	5,067	1,810.0	7,790	2,180	17,901	27,871
Fort Ritchie	Army Active	Waynesboro, PA			217	1,275,198	1	18,671	638	637	228.3	13	0	0	13
National Imagery & Mapping Agency	Army Active	Bethesda	301-227-7300	20816	11	836,204			40	39	144.1				
Pvt Henry Costin	Army Guard	Laurel			3	63,152			23	23	10.8				
U.S.A. Adelphi Laboratory Ctr	Army Active	Adelphi	301-394-3137		32	1,082,487			207	207	272.8	53	682	83	818
Walter Reed AMC Forest Glen	Army Active	Silver Spring	202-782-3501	20910	62	1,719,420			164	164	470.0				
Walter Reed AMC Glen Haven	Army Active	Silver Spring		20902	30	362,701			21	20	35.9				
OTHER SITE(S) ¹ : 19					51	423,730			173	135	92.7	1,827	30	37	1,894
Maryland Total:					2,940	26,727,614	15	151,466	81,619	81,390	7,187.0	16,170	10,550	20,283	47,003
Massachusetts															
94th RRC HQ USARC	Army Reserve	Ayer		01432	1	81,206			14	14	15.9	176	61	0	237
Cpl G M Craig USARC/AMSA 163	Army Reserve	Brockton	508-586-8147	02401	2	66,423			14	14	14.3	246	15	0	261
Devens Reserve Forces Tng Area	Army Reserve	Ayer	978-796-3307	01432	131	1,537,334			5,226	5,226	358.8	247	68	0	315
Fort Devens Trng Annex Sudbury	Army Reserve	Ayer		01432	71	162,101			2,292	2,292	55.4	134	0	0	134

¹ US Locations that do not meet criteria of at least ten (10) Acres AND at least \$10M PRV. US Territories and Non-US Locations that do not meet criteria of at least ten (10) Acres OR at least \$10M PRV.

DEPARTMENT OF DEFENSE - Army

Base Structure Report - As Of 30 Sept 03

SITE	COMPONENT	NAME NEAREST CITY	PHONE	ZIP CODE	BLDGS OWNED	BLDGS OWNED SQFT	BLDGS LEASED	BLDGS LEASED SQFT	TOTAL ACRES	ACRES OWNED	PRV (\$M)	MIL	CIV	OTHER	TOTAL
MTA Camp Edwards	Army Guard	Bourne	508-968-5884		222	906,100			14,712	14,712	373.6	311	47	36	394
Soldier Systems Center	Army Active	Natick	508-233-4300	01760	66	820,859			78	78	200.7	70	743	381	1,194
South Boston Support Activity	Army Reserve	Boston		02210	2	583,529			11	11	113.8	261	23	867	1,151
SSC Hudson HOUSING	Army Active	Hudson		01760	14	50,153			134	86	10.5				
USARC Hingham Cohasset	Army Reserve	Hingham	781-749-1607	01432	13	124,698			135	125	24.1				
Westover AFRC	Army Reserve	Chicopee	413-594-9373	01022	2	52,477			12	12	10.3	160	8	0	168
OTHER SITE(S) ¹: 17					87	386,898	4	93,865	105	100	95.3	1,572	31	0	1,603
Massachusetts Total:					611	4,771,778	4	93,865	22,733	22,670	1,272.8	3,177	996	1,284	5,457
Michigan															
CTC Fort Custer Trng Center	Army Guard	Battle Creek	616-964-4023		130	571,893			7,570	7,570	180.4	458	13	9	480
Detroit Arsenal	Army Active	Detroit	DSN 786-5000	48397	35	1,562,624	2	27,901	170	170	418.7	33	3,212	493	3,738
Dr Mary E Walker Memorial USARC	Army Reserve	Walker		49544	2	72,040			14	14	31.3	261	6	0	267
Grayling Airfield	Army Guard	Grayling	517-348-3611		39	111,539			875	767	95.0				
Sebille Manor FH Michigan	Army Active	Mount Clemens		48045	238	674,269			103	103	145.8				
Southfield USARC	Army Reserve	Southfield	248-356-6575	48034	9	104,560			26	25	24.5	449	9	0	458
US Army Garrison Selfridge	Army Active	Mount Clemens	586-307-4016	48045	188	1,063,626	6	61,198	520	520	273.6	225	120	395	740
OTHER SITE(S) ¹: 19					33	513,716	2	52,537	119	108	122.7	2,285	74	6	2,365
Michigan Total:					674	4,674,267	10	141,636	9,397	9,276	1,292.2	3,711	3,434	903	8,048
Minnesota															
Arden Hills Army Training Site	Army Guard	Arden Hills			46	131,183			1,521	1,521	43.5				
Arden Hills USARC	Army Reserve	New Brighton	651-631-2845	55126	3	143,090			29	29	24.2	485	36	0	521
Fort Snelling USARC/AMSA	Army Reserve	Minneapolis	612-726-9252	55111	6	262,152			61	61	51.8	1,252	151	0	1,403
Twin Cities AAP	Army Active	New Brighton	651-633-2301	55112	112	2,822,853			832	813	683.8	0	33	0	33
OTHER SITE(S) ¹: 21					33	574,913	1	5,760	251	71	89.3	1,621	48	21	1,690
Minnesota Total:					200	3,934,191	1	5,760	2,695	2,496	892.6	3,358	268	21	3,647
Mississippi															
BG George A Morris USARC	Army Reserve	Vicksburg	601-631-6172	39180	2	75,625			13	13	10.6	140	13	0	153
CTA Camp McCain	Army Guard	Elliott	662-227-3611		73	321,443			13,014	13,014	83.2	143	19	43	205
Mississippi AAP	Army Active	Picayune		39529	103	1,603,142			4,214	4,214	321.9	0	4	0	4
OTHER SITE(S) ¹: 16					35	348,354	1	15,254	124,600	124,360	62.9	3,305	366	744	4,415
Mississippi Total:					213	2,348,564	1	15,254	141,841	141,601	478.5	3,588	402	787	4,777
Missouri															
Fort Leonard Wood	Army Active	Waynesville	573-596-0131	65473	2,124	12,302,925			62,911	62,897	3,044.2	21,066	2,016	1,857	24,939
Lake City AAP	Army Active	Independence	816-796-7111	64051	345	3,081,510			3,950	3,935	947.3	0	24	2	26

¹ US Locations that do not meet criteria of at least ten (10) Acres AND at least \$10M PRV. US Territories and Non-US Locations that do not meet criteria of at least ten (10) Acres OR at least \$10M PRV.

DEPARTMENT OF DEFENSE - Army

Base Structure Report - As Of 30 Sept 03

SITE	COMPONENT	NAME NEAREST CITY	PHONE	ZIP CODE	BLDGS OWNED	BLDGS OWNED SQFT	BLDGS LEASED	BLDGS LEASED SQFT	TOTAL ACRES	ACRES OWNED	PRV (\$M)	MIL	CIV	OTHER	TOTAL
Lake Of the Ozarks Recreation	Army Active	Camdenton		65049	18	17,068			359		25.0				
MTA Camp Clark (Nevada)	Army Guard	Nevada	417-667-2357		236	261,739			1,287	1,287	76.4	25	8	12	45
MTA Camp Crowder (Neosho)	Army Guard	Neosho	417-451-5444		69	192,582			4,362	4,362	82.1	0	15	23	38
Springfield AFRC/AMSA #54	Army Reserve	Springfield	417-864-5645	65802	3	80,403			18	18	15.1	365	5	0	370
St Louis #3/Sverdrup USAR	Army Reserve	St Louis	314-263-3430	63120	4	108,094			21	21	19.5	625	45	0	670
St Louis #4/Ord Plant	Army Reserve	St Louis		63120	41	82,087			17	17	25.5				
St Louis AAP	Army Active	St Louis		63120	14	468,633			18	18	61.3				
St. Charles USARC	Army Active	St Charles	314-429-5080	63304	17	93,859			1,656	1,655	43.6				
OTHER SITE(S) ¹: 18					25	306,891	12	141,638	277	262	75.3	2,873	64	9	2,946
Missouri Total:					2,896	16,995,791	12	141,638	74,877	74,473	4,415.3	24,954	2,177	1,903	29,034
Montana															
Fort Missoula	Army Guard	Missoula	406-728-0456		11	76,228			14	14	10.8	0	5	0	5
MTA Fort Wm Henry Harrison	Army Guard	Helena	406-841-3009		103	644,227			6,150	3,625	160.5	667	206	72	945
Sgt Ernest Veuve Hall/AMSA #74	Army Reserve	Missoula	406-728-0414	59801	5	65,353			16	16	13.2	189	6	0	195
OTHER SITE(S) ¹: 11					15	109,565	5	23,892	43	39	41.3	287	26	0	313
Montana Total:					134	895,373	5	23,892	6,224	3,694	225.8	1,143	243	72	1,458
Nebraska															
Camp Ashland	Army Guard	Ashland	402-944-2479		51	198,598			980	980	42.1	317	7	6	330
Cornhusker AAP	Army Active	Grand Island	308-381-0313	68803	537	1,715,646			5,166	5,166	507.3	0	3	28	31
Greenlief TS	Army Guard	Hastings	402-462-1860		134	273,790			3,211	3,211	61.1	1	13	3	17
Lincoln Airbase	Army Guard	Lincoln					13	223,652	44	44	43.6				
Mead TS	Army Guard	Mead	402-624-5905		29	109,727			1,197	1,197	32.5	1	18	0	19
OTHER SITE(S) ¹: 14					20	222,545	8	95,142	1,004	981	53.6	1,493	62	0	1,555
Nebraska Total:					771	2,520,306	21	318,794	11,602	11,580	740.3	1,812	103	37	1,952
Nevada															
Hawthorne Army Depot	Army Active	Reno		89415	2,447	9,614,508			147,236	147,189	3,622.9	1	30	0	31
Lake Mead Base	Army Active	Las Vegas	702-388-6400		197	686,770			7,876	7,876	224.3				
Nellis AFB	Army Reserve	Las Vegas	702-457-0809	89191	3	82,549			22	22	39.6	207	2	0	209
OTHER SITE(S) ¹: 2					11	67,385			9	9	13.7	181	2	2	185
Nevada Total:					2,658	10,451,212	0	0	155,143	155,096	3,900.5	389	34	2	425
New Hampshire															
AFRC, Londonderry	Army Reserve	Manchester	781-377-3327	03053	3	135,079			38	5	28.7	524	36	0	560
OTHER SITE(S) ¹: 5					10	85,408			48	48	18.6	422	4	1	427
New Hampshire Total:					13	220,487	0	0	86	52	47.3	946	40	1	987

¹ US Locations that do not meet criteria of at least ten (10) Acres AND at least \$10M PRV. US Territories and Non-US Locations that do not meet criteria of at least ten (10) Acres OR at least \$10M PRV.

DEPARTMENT OF DEFENSE - Army
Base Structure Report - As Of 30 Sept 03

SITE	COMPONENT	NAME NEAREST CITY	PHONE	ZIP CODE	BLDGS OWNED	BLDGS OWNED SQFT	BLDGS LEASED	BLDGS LEASED SQFT	TOTAL ACRES	ACRES OWNED	PRV (\$M)	MIL	CIV	OTHER	TOTAL
<u>New Jersey</u>															
Caven Point USARC	Army Reserve	Jersey City	201-333-3444	07305	6	71,542			76	76	23.0	397	3	0	400
Fort Dix	Army Reserve	Trenton	609-562-0800	08640	996	5,844,567			30,698	30,698	2,182.2	1,322	616	2,553	4,491
Fort Monmouth Evans	Army Active	Asbury Park		07719	75	375,185			253	218	86.3				
Fort Monmouth Main Post	Army Active	Red Bank	732-532-9000	07703	396	5,056,926			1,149	1,138	1,029.8	353	4,566	713	5,632
Military Ocean Trml Bayonne	Army Active	Bayonne			66	4,654,532			679	679	984.0				
Pedricktown Support Facility	Army Reserve	Penns Grove	856-299-5154	08067	34	241,674			82	82	54.9				
Picatinny Arsenal	Army Active	Dover	973-724-4021	07806	750	3,808,722			6,493	5,853	1,363.9	267	2,840	554	3,661
Sgt J.W. Joyce Kilmer USARC	Army Reserve	New Brunswick	732-819-7425	08817	3	97,395			24	24	19.6	205	43	10	258
USARC and CFMS Kilmer	Army Reserve	New Brunswick	732-287-5454	08817	3	111,760			52	52	25.7				
OTHER SITE(S) ¹ : 7					44	246,964			53	52	49.5	1,006	13	0	1,019
New Jersey Total:					2,373	20,509,267	0	0	39,559	38,872	5,818.8	3,550	8,081	3,830	15,461
<u>New Mexico</u>															
Fort Bliss Aaa Ranges	Army Active	El Paso, TX	915-568-2121	79916	415	1,052,061			995,404	995,404	738.3	132	41	0	173
Fort Wingate Depot Activity	Army Active	Gallup		87316	816	1,913,691			16,691	16,691	659.7	0	4	16	20
Jenkins AFRC	Army Reserve	Albuquerque	505-292-4660	87123	8	107,226			12		20.7	623	19	0	642
White Sands Missile Range	Army Active	Las Cruces	505-678-1110	88002	1,566	5,318,714	1	2,400	2,281,659	2,281,558	2,484.6	204	2,010	524	2,738
OTHER SITE(S) ¹ : 9					28	85,438			17,084	11,872	18.3	225	5	0	230
New Mexico Total:					2,833	8,477,130	1	2,400	3,310,849	3,305,524	3,921.6	1,184	2,079	540	3,803
<u>New York</u>															
Amityville AFRC	Army Reserve	New York	516-842-3368	11701	7	63,708			15	15	17.5	136	2	0	138
Bellmore	Army Active	New York	516-794-6149	11710	7	139,675			16	16	30.2				
CW2 Kerry P. Hein USARC	Army Reserve	New York	516-929-4343	11786	10	70,391			23	23	19.3	499	7	0	506
Ernie Pyle USARC/AMSA #12	Army Reserve	New York		11359	9	293,023			36	36	52.8	1,920	137	0	2,057
Floyd Wet Site	Army Reserve	Rome		13441	6	23,230			51	51	20.6				
Fort Drum	Army Active	Watertown	315-772-6011	13602	1,805	10,690,029	649	2,748,083	107,648	107,265	2,985.5	10,322	1,487	1,122	12,931
Fort Hamilton	Army Active	New York	718-630-4101	11252	73	1,529,942			168	168	246.9	576	338	494	1,408
Fort Totten	Army Active	New York		11359	82	535,181			136	136	77.7				
Hancock Army Complex	Army Active	Syracuse		13602	3	174,090			12	12	40.2				
Maj D W Holleder USARC	Army Reserve	Webster	585-671-5670	14580	3	65,495			12	12	12.9	373	6	5	384
NG Youngstown Tng Site	Army Guard	Youngstown	716-754-8905		57	111,188			860	860	34.0				
Niagara Falls AFRC	Army Reserve	Niagara Falls	716-236-2206	14304	8	153,129			22	22	23.2	290	20	0	310
Orangeburg USARC	Army Reserve	Nyack	845-359-7358	10962	19	48,309			306	20	12.7	344	4	0	348
Seneca Army Depot Activity	Army Active	Geneva	607-869-1110	14541	673	4,080,157			10,269	10,269	1,078.7	0	9	0	9
Sgt Horace D Bradt USARC	Army Reserve	Schenectady	518-374-8420	12309	5	54,334			12	12	11.4	304	8	0	312
Staten Island USARC	Army Reserve	Brooklyn	718-720-4646	10305	5	122,732			14	14	21.0	443	17	10	470
Stewart Annex	Army Active	New York City		12560	3	67,813			10	10	31.9	10	1	0	11
Stewart Newburgh USARC	Army Reserve	New Windsor		12553	13	100,431			40	40	56.0	128	9	0	137

¹ US Locations that do not meet criteria of at least ten (10) Acres AND at least \$10M PRV. US Territories and Non-US Locations that do not meet criteria of at least ten (10) Acres OR at least \$10M PRV.

DEPARTMENT OF DEFENSE - Army

Base Structure Report - As Of 30 Sept 03

SITE	COMPONENT	NAME NEAREST CITY	PHONE	ZIP CODE	BLDGS OWNED	BLDGS OWNED SQFT	BLDGS LEASED	BLDGS LEASED SQFT	TOTAL ACRES	ACRES OWNED	PRV (\$M)	MIL	CIV	OTHER	TOTAL
Watervliet Arsenal	Army Active	Watervliet	518-266-5111	12181	56	2,049,172			140	140	414.8	44	728	166	938
West Point Mil Reservation	Army Active	New York City	914-938-4011	10996	756	9,085,797			16,081	16,081	2,665.3	5,458	2,222	855	8,535
OTHER SITE(S) ¹ : 32					105	1,122,112			341	324	206.1	3,938	138	16	4,092
New York Total:					3,705	30,579,938	649	2,748,083	136,213	135,527	8,058.6	24,785	5,133	2,668	32,586
North Carolina															
Camp Mackall	Army Active	Hoffman		28373	77	138,987	1	9,000	63,197	63,197	69.2				
Fort Bragg	Army Active	Fayetteville	910-396-0011	28310	2,323	21,686,945	258	509,057	152,922	152,843	5,389.6	38,684	3,787	4,714	47,185
Military Ocean Tml Sunny Point	Army Active	Wilmington	910-457-8000	28461	105	234,625			16,324	11,274	640.5	100	237	1	338
Tarheel Army Missile Plt	Army Active	Burlington		27215	20	706,850			44	32	94.3				
OTHER SITE(S) ¹ : 44					85	603,443	7	63,202	1,266,440	1,266,343	109.8	3,562	303	6	3,871
North Carolina Total:					2,610	23,370,850	266	581,259	1,498,927	1,493,689	6,303.4	42,346	4,327	4,721	51,394
North Dakota															
Mickelsen Stanley R Sfg Msr	Army Active	Nekoma		58355	57	144,038			631	432	235.1				
Mickelsen Stanley R Sfg Par	Army Active	Mountain		58220	11	93,243			295	278	221.7				
Mickelsen Stanley R Sfg Rsl 1	Army Active	Hampden		58355	14	16,347			315	41	31.5				
Mickelsen Stanley R Sfg Rsl 2	Army Active	Langdon		58249	14	16,204			312	36	31.4				
Mickelsen Stanley R Sfg Rsl 3	Army Active	Mountain		58220	19	16,570			315	43	34.6				
Mickelsen Stanley R Sfg Rsl 4	Army Active	Fairdale		58355	16	16,669			318	49	32.1				
Mickelsen Stanley R Sfg Wtrlin	Army Active	Fordville		58231					538	11	16.7	0	1	0	1
Minot AFRC	Army Guard	Minot	701-834-2522		1	121,697			22	22	22.3	224	1	3	228
OTHER SITE(S) ¹ : 5					12	173,347			42	10	32.3	693	22	4	719
North Dakota Total:					144	598,115	0	0	2,788	922	657.8	917	24	7	948
Northern Mariana Islands															
OTHER SITE(S) ¹ : 1					6	6,111			5	5	2.0	38	1	3	42
Northern Mariana Islands Total:					6	6,111	0	0	5	5	2.0	38	1	3	42
Ohio															
83D Div Memorial USARC/AMSA	Army Reserve	Columbus	614-981-8858	43213	3	156,017			19	19	25.3	893	48	7	948
Cooney USARC/AMSA #165 S-S	Army Reserve	Sandusky	419-359-1317	44846	3	19,700			10	10	11.5	110	1	0	111
Defense Supply Center Columbus	Army Active	Columbus	614-692-3131	43216	46	4,546,059			551	551	752.1	8	0	36	44
Fort Hayes Memorial USARC	Army Reserve	Columbus	614-861-8460	43215	12	103,395			15	15	22.1	280	8	0	288
Kings Mills Memorial USARC	Army Reserve	Kings Mills	513-683-7648	45039	8	97,784			19	16	14.6	287	17	0	304
Lima Army Tank Plt	Army Active	Lima	419-221-9500	45804	34	1,594,311			369	369	274.5	0	3	38	41
McConnelsville Training Site	Army Guard	Mcconnelsville	740-962-2555		10	186,176			444	444	36.0	401	14	3	418
Ravenna AAP	Army Active	Ravenna	330-358-7311	44266	249	829,558			1,467	1,467	198.0	0	0	17	17
Ravenna Tng and Logistics Site	Army Guard	Newton Falls	330-872-0055		940	3,463,432			41,358	41,357	778.7	193	15	6	214

¹ US Locations that do not meet criteria of at least ten (10) Acres AND at least \$10M PRV. US Territories and Non-US Locations that do not meet criteria of at least ten (10) Acres OR at least \$10M PRV.

DEPARTMENT OF DEFENSE - Army

Base Structure Report - As Of 30 Sept 03

SITE	COMPONENT	NAME NEAREST CITY	PHONE	ZIP CODE	BLDGS OWNED	BLDGS OWNED SQFT	BLDGS LEASED	BLDGS LEASED SQFT	TOTAL ACRES	ACRES OWNED	PRV (\$M)	MIL	CIV	OTHER	TOTAL
Rickenbacker (MTA)	Army Guard	Columbus			18	261,054			126	126	57.3	774	63	66	903
Rickenbacker USARC	Army Reserve	Columbus		43217	1	114,072			35	31	18.7	285	3	0	288
Toledo Area USAR	Army Reserve	Toledo	419-868-3921	43542	2	71,671			52	27	13.5	293	24	0	317
OTHER SITE(S) ¹ : 42					82	793,972	4	98,676	870	820	164.1	3,981	109	23	4,113
Ohio Total:					1,408	12,237,201	4	98,676	45,335	45,252	2,366.4	7,505	305	196	8,006
Oklahoma															
Camp Gruber Training Center	Army Guard	Braggs	918-487-6005		178	477,537			33,027	33,027	162.7	25	20	28	73
Fort Sill	Army Active	Lawton	580-442-8111	73503	1,783	13,002,539			93,831	93,829	3,044.8	16,774	1,480	2,161	20,415
McAlester AAP	Army Active	Mcalester	918-421-3490	74502	2,170	9,574,027			44,964	44,964	2,435.9	12	1,192	467	1,671
Oklahoma Regional Trng Inst	Army Guard	Oklahoma City	405-425-8000		8	157,284			33	33	28.7	135	1	7	143
Twaddle AFRC	Army Reserve	Oklahoma City	405-737-8659	73150	8	147,849			79		23.8	337	20	0	357
OTHER SITE(S) ¹ : 21					52	426,446	3	39,959	81	29	81.5	2,089	55	0	2,144
Oklahoma Total:					4,199	23,785,682	3	39,959	172,015	171,882	5,777.3	19,372	2,768	2,663	24,803
Oregon															
Bend Cotef	Army Guard	Bend	541-388-6280		3	83,113			160	160	14.6	0	0	201	201
Umatilla Chem Depot	Army Active	Hermiston	541-564-8632	97838	1,192	3,679,202			19,729	17,055	1,343.0	5	434	0	439
OTHER SITE(S) ¹ : 8					31	148,615			31,933	31,930	35.6	517	25	67	609
Oregon Total:					1,226	3,910,930	0	0	51,822	49,145	1,393.2	522	459	268	1,249
Pennsylvania															
Carlisle Barracks	Army Active	Carlisle	717-245-3131	17013	365	1,629,358	1	63	458	458	281.7	102	385	370	857
Charles E. Kelly Spt Facility	Army Reserve	Pittsburgh	412-434-8470	15071	50	243,800			125	118	50.8				
Defense Distribution Depot Susq	Army Active	New Cumberland	717-770-6011	17070	147	6,044,275			848	848	809.3	92	56	141	289
ECS / AMSA #103 (G)	Army Reserve	Meadville		16316	2	56,181			11	11	14.3	0	45	0	45
Edgemont USARC / AMSA #31 (G)	Army Reserve	Philadelphia	610-558-1110	19028	3	50,892			49	48	16.9	3	12	0	15
Finleyville NIKE-PI-43	Army Reserve	Elrama		15332	14	44,699			128	38	10.6				
Fort Indiantown Gap	Army Guard	Annville	717-861-8627		793	3,534,264			17,222		786.4	3,026	706	700	4,432
Fort Mifflin	Army Guard	Philadelphia			8	60,337			28	28	12.7	0	6	0	6
Fort Ritchie Raven Rock Site	Army Active	Waynesboro		17320	44	423,935			716	698	113.7				
Johnstown Aviation Support Fac	Army Reserve	Johnstown	814-532-7600	15902	3	181,643			107		70.7	6	2	0	8
Letterkenny Army Depot	Army Active	Chambersburg	717-267-8111	17201	1,497	5,441,600			18,684	18,638	1,501.4	2	1,225	315	1,542
Neville Island Mnt Sup Fac	Army Reserve	Pittsburgh		15225	16	53,915			15	15	10.6				
North Penn USARC	Army Reserve	Norristown	610-584-1111	19403	5	53,941			19	19	12.3	227	4	0	231
Scranton AAP	Army Active	Scranton	570-342-7801	18505	6	376,909			15	15	95.7	0	8	3	11
Tacony Warehouse Site	Army Reserve	Philadelphia		19136	5	277,336			14	14	39.1				
Tobyhanna Army Depot	Army Active	Scranton	570-895-7000	18466	122	4,418,377			1,296	1,291	731.2	173	2,839	379	3,391
TSgt Vernon McGarity USARC	Army Reserve	Pittsburgh	412-362-4123	15108	3	151,981			36	1	34.7	646	128	0	774

¹ US Locations that do not meet criteria of at least ten (10) Acres AND at least \$10M PRV. US Territories and Non-US Locations that do not meet criteria of at least ten (10) Acres OR at least \$10M PRV.

DEPARTMENT OF DEFENSE - Army
Base Structure Report - As Of 30 Sept 03

SITE	COMPONENT	NAME NEAREST CITY	PHONE	ZIP CODE	BLDGS OWNED	BLDGS OWNED SQFT	BLDGS LEASED	BLDGS LEASED SQFT	TOTAL ACRES	ACRES OWNED	PRV (\$M)	MIL	CIV	OTHER	TOTAL
OTHER SITE(S) ¹ : 72					189	4,563,279	13	180,893	1,106	1,053	833.0	7,560	231	16	7,807
Pennsylvania Total:					3,272	27,606,722	14	180,956	40,877	23,294	5,425.2	11,837	5,647	1,924	19,408
<u>Puerto Rico</u>															
AMSA #161 (G)	Army Reserve	Guaynabo		00934	3	40,496			7	7	11.8	0	31	0	31
Cpt E. Rubio Jr./Puerto Nuevo	Army Reserve	Puerto Nuevo		00920	7	85,430			63	63	25.7	876	10	0	886
Fort Allen Coe #43177	Army Guard	Juana Diaz			101	356,410			776	776	138.8	785	7	0	792
Fort Buchanan	Army Reserve	Guaynabo	787-273-3400	00934	453	2,125,557			746	746	700.2	1,862	840	1,781	4,483
LTC H.G. Pesquera/Ft Allen	Army Reserve	Juana Diaz	787-724-1295	00665	5	102,076			40	40	27.0	531	54	0	585
MTA Camp Santiago	Army Guard	Salinas	787-724-1295		358	761,358	3	45,000	11,930	11,930	258.0	333	1	92	426
Ramey USARC/Aquadilla	Army Reserve	Aguadilla		00604	6	67,980			59	59	16.0	585	7	0	592
Roosevelt Rds Nav Sta USARC	Army Reserve	Ceiba		00735	4	56,325					14.4	474	7	0	481
OTHER SITE(S) ¹ : 7					30	117,096			26	26	35.2	1,083	15	0	1,098
Puerto Rico Total:					967	3,712,728	3	45,000	13,649	13,649	1,227.1	6,529	972	1,873	9,374
<u>Rhode Island</u>															
Camp Fogarty Tng Site	Army Guard	East Greenwich	401-275-4683		28	105,830			374	374	32.8	615	3	36	654
Davisville Family Hsg	Army Reserve	Davisville		02852	21	106,278			14	14	10.9				
OTHER SITE(S) ¹ : 8					28	207,667			147	146	42.7	921	27	6	954
Rhode Island Total:					77	419,775	0	0	535	535	86.5	1,536	30	42	1,608
<u>South Carolina</u>															
Fort Jackson	Army Active	Columbia	803-751-1110	29207	1,167	10,067,541	5	9,600	52,301	52,301	1,955.0	22,100	1,380	2,180	25,660
MTA Clarks Hill Reservation	Army Guard	Plum Branch			37	43,702			896	896	13.8				
N Charleston USARC/AMSA #121	Army Reserve	Goose Creek	843-743-0609	29406	2	77,378			16		11.5				
OTHER SITE(S) ¹ : 13					46	267,537	2	31,100	121	98	49.3	2,185	85	0	2,270
South Carolina Total:					1,252	10,456,158	7	40,700	53,333	53,295	2,029.6	24,285	1,465	2,180	27,930
<u>South Dakota</u>															
OTHER SITE(S) ¹ : 5					6	67,037	2	20,722	14	13	14.0	273	4	0	277
South Dakota Total:					6	67,037	2	20,722	14	13	14.0	273	4	0	277
<u>Tennessee</u>															
Def Depot Memphis	Army Active	Memphis		38114	102	5,546,014			706	706	703.4				
Fort Campbell	Army Active	Clarksville		42223	1,379	7,856,728			68,604	68,567	2,032.1				
Holston AAP	Army Active	Kingsport	423-578-6000	37660	413	2,025,812			6,117	6,024	670.5	0	20	124	144
Lyell AFRC/AMSA #153(G)	Army Reserve	Nashville	615-353-2511	37209	6	102,855			14	14	15.9	717	34	0	751
Milan AAP	Army Active	Milan	901-686-6087	38358	1,409	3,629,363			22,357	22,357	1,147.2	0	21	2	23

¹ US Locations that do not meet criteria of at least ten (10) Acres AND at least \$10M PRV. US Territories and Non-US Locations that do not meet criteria of at least ten (10) Acres OR at least \$10M PRV.

DEPARTMENT OF DEFENSE - Army

Base Structure Report - As Of 30 Sept 03

SITE	COMPONENT	NAME NEAREST CITY	PHONE	ZIP CODE	BLDGS OWNED	BLDGS OWNED SQFT	BLDGS LEASED	BLDGS LEASED SQFT	TOTAL ACRES	ACRES OWNED	PRV (\$M)	MIL	CIV	OTHER	TOTAL
NSA Memphis USARC	Army Reserve	Memphis		38054			6	142,459	20		19.7	848	10	0	858
Volunteer AAP	Army Active	Chattanooga	423-855-7109	37422	318	834,346			6,484	6,444	322.2	0	0	315	315
VTS Symrna	Army Guard	Smyrna	615-355-3644		54	536,682			830	830	109.0	615	202	49	866
OTHER SITE(S) ¹: 13					117	581,424	1	33,735	530	516	120.9	1,592	88	10	1,690
Tennessee Total:					3,798	21,113,224	7	176,194	105,663	105,460	5,141.0	3,772	375	500	4,647
Texas															
Addicks (New)	Army Guard	Houston	281-496-3228		3	80,915			26	26	11.7	508	8	0	516
Austin Memorial AFRC	Army Reserve	Austin	512-459-0290	78731	3	71,774			13	11	11.2	406	19	0	425
Camp Bullis	Army Active	Leon Springs	DSN 471-1110	78257	224	343,298			27,993	27,993	104.2	459	2	0	461
Camp Swift	Army Guard	Bastrop	512-321-2497		83	210,494			11,659	11,659	51.1	64	6	4	74
Conroe USARC/ASF 62	Army Reserve	Conroe	409-539-3994	77303	4	104,879			44		33.7	365	73	0	438
Fort Bliss	Army Active	El Paso	915-568-2121	79916	3,069	15,039,458	302	560,098	122,098	122,098	3,511.7	10,587	2,202	2,816	15,605
Fort Hood	Army Active	Killeen	254-287-2131	76544	1,748	18,471,584	319	853,595	214,570	214,562	4,700.6	37,269	3,327	3,537	44,133
Fort Sam Houston	Army Active	San Antonio	210-221-1211	78234	1,068	10,249,137	4	127,208	3,106	3,106	1,632.8	9,946	3,784	2,504	16,234
Fort Wolters	Army Guard	Mineral Wells	940-325-4580		51	96,215			3,989	3,989	44.2	99	0	12	111
Grand Prairie Reserve Complex	Army Reserve	Grand Prairie		75051	40	553,377			68	68	81.2	1,042	18	0	1,060
Lone Star AAP	Army Active	Texarkana	903-838-5351	75505	908	3,252,861			15,699	15,699	875.5	0	18	0	18
Longhorn AAP	Army Active	Marshall	214-679-2100	75671	361	1,038,705			8,493	8,492	260.0	0	0	12	12
Red River Army Depot	Army Active	Texarkana	903-334-2141	75507	1,118	7,500,707	15	163,315	18,316	18,316	1,721.2	54	1,713	942	2,709
Saginaw	Army Guard	Saginaw	817-232-9516		27	412,924			149	149	67.0	0	58	138	196
Seagoville USARC	Army Reserve	Seagoville	972-287-8356	75159	9	128,840			206	206	28.4	823	47	0	870
Stanley Camp Stor Actv	Army Active	San Antonio		75507	183	676,917			4,000	4,000	157.7	0	91	0	91
Temple	Army Guard	Temple	254-778-6553		6	63,841			20	20	16.5	363	7	0	370
OTHER SITE(S) ¹: 53					166	1,024,438	69	2,436,123	6,342	6,277	600.7	6,167	3,112	145	9,424
Texas Total:					9,071	59,320,364	709	4,140,339	436,792	436,671	13,909.2	68,152	14,485	10,110	92,747
Utah															
Defense Dist Depot Ogden Utah	Army Active	Ogden		84404	151	6,571,513			1,131	1,129	1,105.9	12	13	0	25
Deseret Chemical Depot	Army Active	Tooele	435-833-4573	84071	314	1,338,777			19,364	19,362	505.1	0	466	4	470
Dugway Proving Ground	Army Active	Salt Lake	435-831-2151	84022	560	2,251,595	1	2,880	798,214	798,214	1,097.3	47	561	288	896
Fort Douglas AFRC Complex	Army Reserve	Salt Lake City	801-736-4223	84113	21	400,399	3	20,290	54	54	77.0	1,196	96	23	1,315
Green River Test Complex	Army Active	Green River		88002	21	47,287			3,628	1,619	54.0				
Ogden Maintenance Center 269	Army Reserve	Ogden		84404	4	132,173			12	12	25.1	211	38	0	249
Ogden Storage Facility 11-C	Army Reserve	Ogden		84404	1	281,700			28	28	26.8				
Tooele Army Depot	Army Active	Tooele	435-833-3211	84074	1,024	2,513,198	43	764,495	23,611	23,063	1,259.9	57	471	134	662
OTHER SITE(S) ¹: 11					20	188,938	9	71,393	188	174	52.7	1,130	10	0	1,140
Utah Total:					2,116	13,725,580	56	859,058	846,230	843,655	4,203.7	2,653	1,655	449	4,757

¹ US Locations that do not meet criteria of at least ten (10) Acres AND at least \$10M PRV. US Territories and Non-US Locations that do not meet criteria of at least ten (10) Acres OR at least \$10M PRV.

DEPARTMENT OF DEFENSE - Army
Base Structure Report - As Of 30 Sept 03

SITE	COMPONENT	NAME NEAREST CITY	PHONE	ZIP CODE	BLDGS OWNED	BLDGS OWNED SQFT	BLDGS LEASED	BLDGS LEASED SQFT	TOTAL ACRES	ACRES OWNED	PRV (\$M)	MIL	CIV	OTHER	TOTAL
<u>Vermont</u>															
NG Ethan Allen AFB (MTA)	Army Guard	Colchester	800-432-9328		37	215,562			667	667	45.8				
So Burlington	Army Guard	So Burlington			1	1,596	3	63,614	14	14	14.1				
TS Ethan Allen Range	Army Guard	Jericho	800-432-9328		57	259,692			11,219	11,219	56.9	434	10	11	455
OTHER SITE(S) ¹ : 6					8	58,322	4	134,169	22	18	30.9	263	3	0	266
Vermont Total:					103	535,172	7	197,783	11,922	11,918	147.8	697	13	11	721
<u>Virginia</u>															
AASF Byrd Field	Army Guard	Sandston	804-236-6000		17	104,791			93	93	32.1	279	62	0	341
Army Guard Readiness Center	Army Guard	Arlington	703-607-7010		3	248,800			15	15	39.3	77	279	1,149	1,505
Big Bethel Reservoir	Army Active	Hampton		23666	7	8,521			500	455	85.9				
Def Gen Supply Center	Army Active	Richmond		23297	83	6,026,257			633	605	766.8		4	71	77
Fort A P Hill	Army Active	Bowling Green	804-633-8710	22427	461	1,107,051			75,905	75,794	395.4	408	249	84	741
Fort Belvoir	Army Active	Alexandria	703-545-6700	22060	1,233	10,932,079	5	30,970	8,656	8,656	2,184.1	3,167	5,062	7,360	15,589
Fort Eustis	Army Active	Newport News	757-878-1212	23604	624	6,821,094			8,228	8,227	1,498.8	7,645	2,119	1,343	11,107
Fort Lee	Army Active	Petersburg	804-734-4556	23801	1,096	7,529,709			5,574	5,496	1,262.9	7,778	1,569	1,667	11,014
Fort Monroe	Army Active	Hampton	788-727-1110	23651	275	2,182,646			570	570	395.4	334	1,325	332	1,991
Fort Myer	Army Active	Arlington	703-545-6700	22211	132	2,321,676			256	256	445.6	1,680	554	707	2,941
Fort Pickett	Army Reserve	Petersburg	804-292-8621	23824	17	49,042			1,962	1,962	133.9				
Fort Pickett ARNG-MTC	Army Guard	Blackstone	804-298-6283		547	2,332,009			42,276	42,273	830.6	950	178	277	1,405
Fort Story	Army Active	Norfolk	788-422-7305	23459	249	1,172,638	3	4,292	1,451	1,446	322.7	1,446	22	99	1,567
Marcella / Butler Farms USARC	Army Reserve	Hampton		23666	14	32,561			26	21	10.1				
Radford AAP	Army Active	Radford	540-639-7631	24143	1,103	3,482,631			6,901	6,883	1,462.3	0	100	3	103
OTHER SITE(S) ¹ : 26					55	759,499	4	319,075	849	842	134.0	2,259	811	20	3,090
Virginia Total:					5,916	45,111,004	12	354,337	153,895	153,594	9,999.9	26,025	12,334	13,112	51,471
<u>Washington</u>															
AMSA 137 (Marine)	Army Reserve	Tacoma	253-383-3577	98421	2	25,320			11		10.5	0	16	0	16
Bonneville Camp	Army Active	Vancouver		98687	47	56,525			3,840	3,020	20.2				
Fort Lawton USAR Complex	Army Reserve	Seattle	206-281-3100	98199	8	190,868			58	58	44.3	692	79	0	771
Fort Lewis	Army Active	Tacoma	253-967-1110	98433	1,573	13,917,085	30	536,715	86,023	84,341	4,842.7	19,161	2,920	2,989	25,070
Kent	Army Guard	Kent	253-945-1831		9	86,611			15	15	14.4	641	7	2	650
SSG Joe R Hooper USARC	Army Reserve	Bothell	425-487-1380	98021	7	101,749			42	42	22.4	226	7	4	237
Vancouver Barracks	Army Reserve	Vancouver	360-696-0512	98661	48	378,729			53	53	70.8	653	32	0	685
Yakima Training Center	Army Active	Yakima	509-577-3206	98901	168	691,400			323,426	323,249	363.7	534	15	0	549
OTHER SITE(S) ¹ : 17					66	371,963			222,927	440	84.0	2,601	282	304	3,187
Washington Total:					1,928	15,820,250	30	536,715	636,395	411,218	5,473.0	24,508	3,358	3,299	31,165

¹ US Locations that do not meet criteria of at least ten (10) Acres AND at least \$10M PRV. US Territories and Non-US Locations that do not meet criteria of at least ten (10) Acres OR at least \$10M PRV.

DEPARTMENT OF DEFENSE - Army
Base Structure Report - As Of 30 Sept 03

SITE	COMPONENT	NAME NEAREST CITY	PHONE	ZIP CODE	BLDGS OWNED	BLDGS OWNED SQFT	BLDGS LEASED	BLDGS LEASED SQFT	TOTAL ACRES	ACRES OWNED	PRV (\$M)	MIL	CIV	OTHER	TOTAL
<u>West Virginia</u>															
Big Bend USARC / OMS	Army Reserve	Grantsville		26136	2	19,244			13	13	19.3	36	1	0	37
Charleston AFRC / AMSA #107	Army Reserve	South Charleston	304-776-2115	25313	2	71,150			12	12	12.6	202	28	0	230
Eleanor Maintenance Complex	Army Guard	Red House	304-586-2501		1	174,000	1	130,000	42	42	37.1	131	5	1	137
OTHER SITE(S) ¹: 29					64	663,562			747	656	137.6	1,892	104	1	1,997
West Virginia Total:					69	927,956	1	130,000	814	722	206.6	2,261	138	2	2,401
<u>Wisconsin</u>															
Badger AAP	Army Active	Baraboo	608-356-5550	53913	1,298	3,965,111			7,378	7,354	1,355.5	0	0	54	54
Denis J. Murphy USARC/AMSA/OMS	Army Reserve	Green Bay	920-336-6576	54304	2	58,023			15	15	12.1	254	21	5	280
Fort McCoy	Army Reserve	Sparta	608-388-2407	54656	1,113	5,669,912	81	245,207	127,730	127,190	1,712.7	1,812	1,083	608	3,503
W. Silver Spring Complex	Army Reserve	Milwaukee	414-438-6169	53218	24	312,373			127	127	61.8	1,517	61	0	1,578
OTHER SITE(S) ¹: 30					43	353,461	16	134,340	150	94	95.4	2,297	68	0	2,365
Wisconsin Total:					2,480	10,358,880	97	379,547	135,399	134,779	3,237.6	5,880	1,233	667	7,780
<u>Wyoming</u>															
OTHER SITE(S) ¹: 5							2	22,695	8,899	8,897	3.6	282	19	3	304
Wyoming Total:					0	0	2	22,695	8,899	8,897	3.6	282	19	3	304
US/US Territories:					107,851	722,833,952	4,500	23,538,437	15,232,451	14,723,419	195,006.1	562,407	140,580	113,794	816,781

¹ US Locations that do not meet criteria of at least ten (10) Acres AND at least \$10M PRV. US Territories and Non-US Locations that do not meet criteria of at least ten (10) Acres OR at least \$10M PRV.

DEPARTMENT OF DEFENSE - Army

Base Structure Report - As Of 30 Sept 03

SITE	COMPONENT	NAME NEAREST CITY	PHONE	ZIP CODE	BLDGS OWNED	BLDGS OWNED SQFT	BLDGS LEASED	BLDGS LEASED SQFT	TOTAL ACRES	ACRES OWNED	PRV (\$M)	MIL	CIV	OTHER	TOTAL
Belgium															
Brussels	Army Active	Brussels		1000			18	169,494	4		34.2	79	74	461	614
Chateau Gendebien	Army Active	Mons		7000	1	1,620	5	26,295	20		5.1	18	0	0	18
Chievres Airbase	Army Active	Ath		7950	46	156,787	37	294,021	1,012		271.4	48	18	310	376
Daumerie Caserne	Army Active	Ath		7950	2	848	29	210,477	26		56.4	107	90	121	318
Mons	Army Active	Mons		7000	1	5,912	110	449,999	35		66.8				
Shape Headquarters	Army Active	Mons		7010	3	39,536	37	356,220			87.3	484	134	315	933
Sterrebeek Dependent School	Army Active	Sterrebeek		1933	8	84,259			16	16	23.4	12	4	48	64
OTHER SITE(S) ¹: 3					1	151	45	89,699	7		10.5				
Belgium Total:					62	289,113	281	1,596,205	1,119	16	555.2	748	320	1,255	2,323
Germany															
AG Pub & Tng Aids Ctr	Army Active	Frankfurt Main		09175			5	339,227	10		52.8	0	10	51	61
Alvin York Vil Fam Hsg	Army Active	Bad Nauheim		09074	21	665,425			23		88.5	0	0	43	43
Amberg Fam Hsg	Army Active	Amberg		09112			9	263,238	8		28.4	0	0	21	21
Amelia Earhart Hotel	Army Active	Wiesbaden		09096	1	155	1	213,451	6		47.0	1	248	92	341
American Arms Hotel	Army Active	Wiesbaden		09096			3	291,351	5		63.4	5	2	383	390
Anderson Barracks	Army Active	Dexheim		09096	30	155,138	20	225,931	105		131.4	873	2	3	878
Ansbach	Army Active	Ansbach		09177			105	557,354	10		58.3				
Argonner Kaserne	Army Active	Hanau		09165	8	160,086	26	657,462	51		138.2	0	120	218	338
Armstrong Barracks	Army Active	Buedingen		09076	10	25,821	23	425,265	59		138.8	719	8	58	785
Armstrong Village Fam Hsg	Army Active	Buedingen		09076	2	8,776	15	370,953	16		52.4	0	0	29	29
Artillery Kaserne	Army Active	Garmisch		09053	9	18,899	27	454,899	37		117.4	26	30	138	194
Aschaffenburg Fam Hsg	Army Active	Aschaffenburg		09175	1	6,269	26	747,288	59		99.5	0	1	4	5
Aschaffenburg Tng Areas (8)	Army Active	Aschaffenburg		09175	9	18,022	26	34,824	3,456		19.0				
Askren Manor Fam Hsg	Army Active	Schweinfurt		09033	16	29,465	55	1,444,098	73		222.5	0	38	172	210
Aukamm Hsg Area	Army Active	Wiesbaden		09096	2	47,223	109	1,263,091	93		191.3	0	0	23	23
Babenhausen Family Hsg	Army Active	Babenhausen		09175	66	164,966	20	603,140	40		95.7	0	0	27	27
Babenhausen Kaserne	Army Active	Babenhausen		09175	32	356,128	65	662,972	327		251.0	860	49	43	952
Bad Aibling Kaserne	Army Active	Bad Aibling		09098	18	99,770	45	1,129,947	317		292.8	231	21	464	716
Bamberg	Army Active	Bamberg		09139			147	1,068,898	26		112.7				
Bamberg Airfield	Army Active	Bamberg		09139	4	9,894	4	6,412	220		8.0				
Bamberg Stor & Range Area	Army Active	Bamberg		09139	22	7,909	29	135,819	157		44.2	50	0	0	50
Barton Barracks	Army Active	Ansbach		09177	5	58,896	26	423,877	33		123.0	111	130	117	358
Baumholder	Army Active	Baumholder		APO A			88	489,338			50.8				
Baumholder Airfield	Army Active	Baumholder		APO A	3	10,086	1	1,590	47		7.8				
Baumholder Fam Hsg	Army Active	Baumholder		APO A	9	24,388	66	2,242,337	94		291.9	0	5	76	81
Baumholder Hospital	Army Active	Baumholder		APO A	4	21,664	11	179,817	13		53.1	41	21	28	90
Baumholder Qm Area	Army Active	Baumholder		APO A	14	10,422	31	385,938	60		71.8	5	4	13	22
Benjamin Franklin Vil Fam Hsg	Army Active	Mannheim		09086	32	182,214	177	4,357,995	217		619.4	58	45	654	757
Bensheim Maint & Supply Fac	Army Active	Bensheim		09175			1	82,844	8		11.5	0	1	5	6

¹ US Locations that do not meet criteria of at least ten (10) Acres AND at least \$10M PRV. US Territories and Non-US Locations that do not meet criteria of at least ten (10) Acres OR at least \$10M PRV.

DEPARTMENT OF DEFENSE - Army

Base Structure Report - As Of 30 Sept 03

SITE	COMPONENT	NAME NEAREST CITY	PHONE	ZIP CODE	BLDGS OWNED	BLDGS OWNED SQFT	BLDGS LEASED	BLDGS LEASED SQFT	TOTAL ACRES	ACRES OWNED	PRV (\$M)	MIL	CIV	OTHER	TOTAL
Birkenfeld Hsg Facilities	Army Active	Birkenfeld		APO A	1	71	6	165,946	6		21.3				
Bleidorn Fam Hsg	Army Active	Ansbach		09177	3	4,054	26	685,582	30		97.4	0	6	2	8
Boeblingen Fam Hsg	Army Active	Stuttgart		09046	3	13,656	21	510,141	25		79.2	0	0	24	24
Boeblingen Range	Army Active	Stuttgart		09046	1	2,202	5	6,334	19		7.4	0	1	4	5
Boeblingen Tng Area	Army Active	Stuttgart		09046	10	8,657	62	43,002	1,443		29.1	7	3	1	11
Breitenau Skeet Range	Army Active	Garmisch			1	2,000	1	4,439	49		1.8				
Breitenwald Tng Area	Army Active	Landstuhl		09227	6	6,634	2	1,045	127		2.6				
Bremerhaven	Army Active	Bremerhaven		APO A	7	65,807					13.5				
Buedingen Ammo Area	Army Active	Beudingen		09076	9	25,720			10		28.0				
Buedingen Army Heliport	Army Active	Beudingen		09076	4	16,302			29		48.6				
Butzbach Tng Area & Range	Army Active	Butzbach		09169	4	3,382			160		7.4	0	0	1	1
Cambrai Fritsch Kaserne	Army Active	Darmstadt		09175	10	21,748	43	977,331	66		238.1	804	172	310	1,286
Camp Oppenheim Tng Area	Army Active	Guntersblum		09096					132		0.5				
Campbell Barracks	Army Active	Heidelberg	011-49-6221- 57-	09014	15	39,329	29	814,296	42		279.7	752	435	241	1,428
Campo Pond Tng Area	Army Active	Hanau		09165	21	20,238			249		11.4	0	3	3	6
Cardwell Village Fam Hsg	Army Active	Hanau		09165	1	53	13	266,193	10		40.1				
Chiemsee Recreation Area	Army Active	Bernau			2	6,740	10	213,835	42		53.9				
Coleman Barracks	Army Active	Mannheim		09058	83	184,711	149	1,651,157	554		548.3	1,230	91	338	1,659
Coleman Village Fam Hsg	Army Active	Gelnhausen		09165	6	72,872	23	858,230	31		123.4	0	3	51	54
Community Fac Kaiserslautern E	Army Active	Kaiserslautern		09227			1	6,310	1		14.3	0	0	10	10
Conn Barracks	Army Active	Schweinfurt		09033	177	723,021	42	1,216,213	502		536.2	2,531	32	234	2,797
Crestview Hsg Area	Army Active	Wiesbaden		09096			64	1,074,614	33		125.8				
Daenner Kaserne	Army Active	Kaiserslautern		09227	20	32,362	14	350,527	23		87.0	103	21	128	252
Daley Village Fam Hsg	Army Active	Bad Kissingen		09033	3	7,538	18	460,395	23		63.4	0	0	29	29
Dannenfels Comm Sta	Army Active	Ma		00000	4	17,976			3		14.5	0	0	2	2
Darmstadt Leases	Army Active	Darmstadt		09175			5	206,054	9		26.3				
Darmstadt Training Center	Army Active	Darmstadt		09175	7	40,154	4	43,735	125		26.6	424	63	12	499
Dautphe Boy Scout Camp	Army Active	Dautphe		09169	18	4,339	11	12,689	182		8.3				
Dexheim Fam Hsg	Army Active	Dexheim		09096	21	150,378	11	265,559	32		68.9				
Dexheim Missile Fac	Army Active	Dexheim		09096	20	17,086			40		71.5				
East Camp Grafenwoehr	Army Active	Hof		09114	320	555,907	628	3,765,830	2,698		1,118.7	1,222	294	1,813	3,329
Echterdingen Airfield	Army Active	Stuttgart		09107	12	31,778	13	142,616	54		55.0	44	11	45	100
Edingen Radio Receiver Fac	Army Active	Heidelberg		09014	1	113	1	3,101	45		3.4	6	0	0	6
Egelsbach Transmitter Fac	Army Active	Langen		09175	2	1,270	1	6,369	76		10.3				
Ernst Ludwig Kaserne	Army Active	Darmstadt		09175	1	2,870	2	30,287	13		8.6				
Faulenberg Kaserne	Army Active			09036	6	4,890	23	509,846	24		109.9	45	141	155	341
Finthen Airfield	Army Active	Mainz		09096	18	10,795			108		7.6				
Fintherlandstr Fam Hsg	Army Active	Mainz		09096			16	181,389	9		23.0				
Fliegerhorst Airfield Kaserne	Army Active	Hanau		09165	48	265,100	66	1,706,899	623		555.7	1,398	36	144	1,578
Flynn Fam Hsg & Tng Areas	Army Active	Bamberg		09139	99	242,367	57	1,358,455	2,619		243.9	0	0	103	103
Frankfurt AFN Sta	Army Active	Frankfurt Main		09175			2	90,539	2		20.7	19	42	3	64

¹ US Locations that do not meet criteria of at least ten (10) Acres AND at least \$10M PRV. US Territories and Non-US Locations that do not meet criteria of at least ten (10) Acres OR at least \$10M PRV.

DEPARTMENT OF DEFENSE - Army

Base Structure Report - As Of 30 Sept 03

SITE	COMPONENT	NAME NEAREST CITY	PHONE	ZIP CODE	BLDGS OWNED	BLDGS OWNED SQFT	BLDGS LEASED	BLDGS LEASED SQFT	TOTAL ACRES	ACRES OWNED	PRV (\$M)	MIL	CIV	OTHER	TOTAL
Freihoelser Tng Area	Army Active	Amberg		09173	10	11,048			339		10.9				
Friedberg Tng & Stor Area	Army Active	Friedberg		09074	10	21,315			9,293		9.1				
Friedrichsfeld Qm Service Ctr	Army Active	Mannheim		00000	14	4,867	4	196,342	40		61.5	1	27	49	77
Friedrichsfeld Stor Area	Army Active	Mannheim		00000	2	276	3	61,178	17		9.2	0	5	20	25
Funari Barracks	Army Active	Mannheim		09056	7	26,162	17	299,736	27		79.6	123	257	126	506
Garmisch Fam Hsg	Army Active	Garmisch		09053	1	194	21	330,690	83		52.4	0	9	52	61
Garmisch Golf Course	Army Active	Garmisch			3	1,998	2	3,849	73		6.6				
Garmisch Shopping Center	Army Active	Garmisch		09053			3	128,258	3		23.5	0	0	1	1
Gelnhausen	Army Active	Gelnhausen		09165			7	161,988			16.7				
General Abrams Hotel & Disp	Army Active	Garmisch					11	206,435	11		50.4				
General Patton Hotel	Army Active	Garmisch					1	67,190	1		14.6				
General Von Steuben Hotel	Army Active	Garmisch					1	57,819	1		12.7				
George C Marshall Vil Fam Hsg	Army Active	Giessen		09169	2	175	29	771,837	42		101.6				
George Gershwin Fam Hsg	Army Active	Wetzlar		09169	8	191,848			4		21.3				
Germersheim Army Depot	Army Active	Germersheim		09095	107	1,360,818			454		422.5	14	4	578	596
Giebelstadt	Army Active	Giebelstadt		09036			106	508,075	0		52.9				
Giebelstadt Army Airfield	Army Active	Wuerzburg		09036	42	446,506	31	443,782	635		287.8	1,229	42	190	1,461
Giessen	Army Active	Giessen		09169			3	97,339			22.4				
Giessen Community Facilities	Army Active	Giessen		09169	8	70,383	2	8,030	18		18.7	0	0	51	51
Giessen General Depot	Army Active	Giessen		09169	81	740,122	103	2,339,963	541		635.8	1,191	203	816	2,210
Grafenwoehr	Army Active	Grafenwoehr	011-49- 964183-1	09114			267	792,291	18		85.0				
Grafenwoehr Tng Area	Army Active			09114	454	321,517	12	11,852	51,685		469.9	1	0	1	2
Griesheim Airfield	Army Active	Darmstadt		09175	25	42,712	19	237,034	73		60.6	12	0	180	192
Grossauheim Kaserne	Army Active	Grossauheim		09165	18	132,418	19	606,173	70		221.7	513	11	45	569
Gruenstadt AAFES Fac	Army Active	Ma		00000	10	60,840	9	409,738	18		111.3	0	0	327	327
Gruenstadt Comm Sta	Army Active	Ma		00000					65		6.3				
Hainerberg Hsg and Shop Ctr	Army Active	Wiesbaden		09096	18	90,273	99	2,517,908	165		363.7	0	33	611	644
Hammonds Barracks	Army Active	Heidelberg		09014	1	62	8	242,687	17		71.5	11	229	192	432
Hanau	Army Active	Hanau	011-49- 618188-1	09165			7	202,272			20.9				
Harvey Barracks	Army Active			09036	77	507,859	79	1,055,941	591		442.7	1,481	126	498	2,105
Hausberg Ski Area	Army Active	Garmisch					1	838	36		0.5				
Heidelberg	Army Active	Heidelberg		09014			125	350,207			36.2				
Heidelberg Army Heliport	Army Active	Heidelberg		09014	14	18,051	8	45,330	45		37.2	6	1	60	67
Heidelberg Community Sup Ctr	Army Active	Heidelberg		09014	23	60,383	12	346,298	27		86.5	44	73	576	693
Heidelberg Golf Course	Army Active	Heidelberg		09014	8	15,170			125		16.5	0	0	34	34
Heidelberg Hospital	Army Active	Heidelberg		09014	5	1,474	22	525,590	23		167.4	470	224	117	811
Hill 365 Radio Relay Fac	Army Active	Kaiserslautern		09227	2	342	1	3,948	17		3.2				
Hohe Warte LTA	Army Active	Giessen		09169			20	70,338	165		0.0				
Hohenfels	Army Active	Hohenfels		09173			644	1,340,039	1		145.6				
Hohenfels Tng Area	Army Active	Hohenfels		09173	519	1,281,459	356	1,729,333	40,024		1,057.0	1,272	205	852	2,329

¹ US Locations that do not meet criteria of at least ten (10) Acres AND at least \$10M PRV. US Territories and Non-US Locations that do not meet criteria of at least ten (10) Acres OR at least \$10M PRV.

DEPARTMENT OF DEFENSE - Army

Base Structure Report - As Of 30 Sept 03

SITE	COMPONENT	NAME NEAREST CITY	PHONE	ZIP CODE	BLDGS OWNED	BLDGS OWNED SQFT	BLDGS LEASED	BLDGS LEASED SQFT	TOTAL ACRES	ACRES OWNED	PRV (\$M)	MIL	CIV	OTHER	TOTAL
Hommertshausen Girl Scout Camp	Army Active	Hommertshausen		09169	20	10,230			84		4.0				
Hoppstaedten Waterworks	Army Active	Baumholder		APO A			1	215	22		51.2	0	0	12	12
Husterhoeh Kaserne	Army Active	Pirmasens		09138	40	501,942	25	576,572	1,323		213.0	27	23	425	475
Hutier Kaserne	Army Active	Hanau		09165	9	158,645	10	344,394	55		150.9	533	35	12	580
Idar Oberstein Fam Hsg	Army Active	Idar-Oberstein		APO A	2	261	15	446,248	27		52.1				
Illesheim	Army Active	Illesheim		09177	1	1,615	83	221,994	2		23.1				
Jefferson Village Fam Hsg	Army Active	Darmstadt		09175	6	582	12	352,407	23		61.7	34	14	25	73
John F Dulles Village Fam Hsg	Army Active	Giessen		09169	4	5,993	13	417,361	22		57.1	0	0	3	3
Kaiserslautern	Army Active	Kaiserslautern		09227			1	9,376	465	0	5.9				
Kaiserslautern Army Depot	Army Active	Kaiserslautern		09054	81	638,036	72	1,078,191	648		449.2	10	62	1,039	1,111
Kaiserslautern Equip Spt Ctr	Army Active	Kaiserslautern		09227	15	6,330	20	205,308	51		44.6	24	1	132	157
Kastel Hsg Area	Army Active	Wiesbaden		09096	4	15,392	11	365,463	28		67.7				
Katterbach Kaserne	Army Active	Ansbach		09177	24	156,448	93	2,490,460	409		634.7	1,274	86	561	1,921
Kefurt & Craig Village Fam Hsg	Army Active	Stuttgart		09131			35	1,036,436	38		133.4	0	0	13	13
Kelley Barracks-Ger-GE44E	Army Active	Darmstadt		09175	24	255,699	14	393,289	119		161.6	1,015	4	54	1,073
Kelley Barracks-Ger-GE44F	Army Active	Stuttgart	011-49-7117- 29-	09107	18	88,926	27	655,795	70		190.0	79	238	257	574
Kilbourne Kaserne	Army Active	Heidelberg		09014	5	8,938	17	84,057	13		27.2	143	97	3	243
Kitzingen	Army Active	Kitzingen		09036			161	589,336			61.5				
Kitzingen Family Hsg	Army Active			09036	52	271,544	32	1,063,951	80		196.8	0	6	147	153
Kitzingen Tng Areas	Army Active			09036	1	4,951	1	1,925	2,760		17.6				
Kleber Kaserne	Army Active	Kaiserslautern		09227	51	40,699	37	1,031,481	77		266.2	482	189	929	1,600
Kornwestheim Golf Course	Army Active	Stuttgart		09154	4	20,541	1	435	320		13.3	0	0	14	14
Lampertheim Tng Area	Army Active	Viernheim		00000	4	722	1	864	5,344		7.1				
Landstuhl Heliport	Army Active	Landstuhl		09227	17	70,532			113		48.7	184	23	0	207
Landstuhl Hospital	Army Active	Landstuhl		09180	63	216,178	65	1,163,625	165		415.3	667	386	381	1,434
Langen Terrace Fam Hsg Area	Army Active	Langen		09175	11	15,195	14	284,919	16		39.7				
Larson Barracks	Army Active	Kitzingen		09036	67	618,242	39	892,301	654		410.2	1,660	39	144	1,843
Ledward Barracks	Army Active	Schweinfurt		09033	143	231,801	48	1,324,882	160		389.1	1,727	79	691	2,497
Leighton Barracks	Army Active			09036	59	493,373	108	2,385,993	333		530.0	782	127	1,020	1,929
Lincoln Village Fam Hsg	Army Active	Darmstadt		09175	43	132,588	37	1,239,549	64		186.9	0	22	94	116
Mainz	Army Active	Mainz		09096			4	16,789	120		1.9	1	0	0	1
Mainz-Kastel Station	Army Active	Wiesbaden		09096	6	18,778	26	726,899	58		153.7	7	23	407	437
Mannheim	Army Active	Mannheim		00000			1	6,713	12		1.9				
Mannheim Class III Point	Army Active	Mannheim		00000	6	12,986	4	16,610	28		23.2	0	0	7	7
Mark Twain Village Fam Hsg	Army Active	Heidelberg		09014	11	35,124	63	1,998,662	75		302.0	194	268	442	904
McArthur Place Fam Hsg	Army Active	Friedberg		09074	2	2,390	13	190,865	10		25.6				
McCully Barracks	Army Active	Mainz		09096	19	226,992	34	366,809	74		170.3	874	6	59	939
Messel Small Arms Range	Army Active	Darmstadt		09175	6	5,608	1	376	52		7.5				
Miesau	Army Active	Miesau		09227					7	0	19.1				
Miesau Ammo Depot	Army Active	Miesau		09227	104	777,239	586	1,619,981	2,326		718.4	440	41	121	602
Moehringen Fam Hsg	Army Active	Stuttgart		09107	1	80	28	389,210	32		45.7	0	0	1	1

¹ US Locations that do not meet criteria of at least ten (10) Acres AND at least \$10M PRV. US Territories and Non-US Locations that do not meet criteria of at least ten (10) Acres OR at least \$10M PRV.

DEPARTMENT OF DEFENSE - Army

Base Structure Report - As Of 30 Sept 03

SITE	COMPONENT	NAME NEAREST CITY	PHONE	ZIP CODE	BLDGS OWNED	BLDGS OWNED SQFT	BLDGS LEASED	BLDGS LEASED SQFT	TOTAL ACRES	ACRES OWNED	PRV (\$M)	MIL	CIV	OTHER	TOTAL
Nathan Hale Qm Area	Army Active	Darmstadt		09175	15	61,249	19	337,693	39		83.4	84	34	121	239
Neubruecke	Army Active	Neubruecke		APO A			38	126,952			13.1				
Neubruecke Hospital	Army Active	Baumholder		APO A	7	34,551	20	334,139	55		80.8	0	0	34	34
New Argonner Fam Hsg	Army Active	Hanau		09165	11	234,452	37	627,631	85		149.4	54	34	107	195
Oberammergau Nato School	Army Active	Garmisch		09053	5	2,215	4	43,010			10.1	8	5	351	364
Oberdachstetten Tng Area	Army Active	Ansbach		09177	15	15,004	35	99,557	799		48.8				
Ofthersheim Small Arms Range	Army Active	Heidelberg		09042	4	3,423	3	9,551	35		6.4	0	2	6	8
Panzer Kaserne-Ger-GE642	Army Active	Kaiserslautern		09263	5	885	12	318,980	19		83.3	263	18	58	339
Panzer Kaserne-Ger-GE643	Army Active	Stuttgart		09046	17	73,919	33	1,026,345	90		280.9	553	28	125	706
Patch Barracks	Army Active	Stuttgart		09131	25	309,487	39	1,136,422	110		400.8	417	255	759	1,431
Patrick Henry Village Fam Hsg	Army Active	Heidelberg		09014	51	372,421	183	2,912,464	250		523.2	17	46	604	667
Patton Barracks	Army Active	Heidelberg		09099	27	85,951	25	623,373	37		178.9	315	320	241	876
Pendleton Barracks	Army Active	Giessen		09169	5	14,034	3	112,381	38		34.6	11	9	103	123
Pfeffelbach Waterworks	Army Active	Baumholder		APO A			1	4,697	57		24.1	0	0	4	4
Pioneer Kaserne	Army Active	Hanau		09165	17	22,665	48	1,078,483	95		271.1	436	204	193	833
Pioneer Village Fam Hsg	Army Active	Hanau		09165	4	78,850	41	1,446,966	61		205.6	0	0	42	42
Pond Barracks	Army Active	Amberg		09112	3	37,393			22		12.4				
Pulaski Barracks	Army Active	Kaiserslautern		09227	26	28,002	38	254,285	143		79.7	94	119	260	473
Ray Barracks	Army Active	Friedberg		09074	109	709,102	57	853,846	188		392.9	2,258	51	152	2,461
Rhein Main AB	Army Active	Frankfurt		09175			11	133,663			28.7				
Rheinblick Rec Annex	Army Active	Wiesbaden		09096	1	35	2	14,052	172		10.7	0	0	53	53
Rhine Ordnance Barracks	Army Active	Kaiserslautern		09227	92	411,192	958	1,630,816	3,037		809.6	842	16	113	971
Robinson Barracks	Army Active	Stuttgart		09154	2	80,562	3	17,986	24		23.6	0	1	18	19
Robinson-Grenadier Fam Hsg	Army Active	Stuttgart		09154			61	1,487,165	135		201.8	0	4	17	21
Roman Way Village Fam Hsg	Army Active	Butzbach		09169	17	101,115	40	1,273,389	63		177.1	19	9	68	96
Rottershausen Ammo Stor Area	Army Active	Schweinfurt		09033	6	9,661	25	47,775	186		9.6				
Sambach AFN Fac	Army Active	Sambach		09227			2	1,462	10		1.4				
Schweinfurt	Army Active	Schweinfurt		09033	1	99	134	1,192,563	26		127.0				
Schweinfurt Tng Areas	Army Active	Schweinfurt		09033	90	76,497	6	12,399	10,803		37.6	0	2	15	17
Schwetzingen Training Area	Army Active	Heidelberg		09042	1	343			277		0.9				
Sheridan Barracks	Army Active	Garmisch		09053			10	401,004	29		94.2	7	126	103	236
Shipton Kaserne	Army Active	Ansbach		09177	24	29,496	17	32,871	382		113.8	628	3	3	634
Smith Barracks	Army Active	Baumholder		APO A	174	443,102	194	3,119,671	1,016		966.1	3,713	282	861	4,856
South Camp Vilseck	Army Active	Vilseck		09112	485	3,731,594	135	1,540,616	2,193		1,202.0	3,064	196	1,013	4,273
Spinelli Barracks	Army Active	Mannheim		09086	39	24,907	52	992,954	198		306.3	443	50	163	656
St Barbara Village Fam Hsg	Army Active	Darmstadt		09175	21	6,868	19	78,661	11		14.1				
Stem Kaserne	Army Active	Heidelberg		09014	3	9,780	12	59,373	10		19.3	19	13	54	86
Steuben & Weicht Vil Fam Hsg	Army Active	Stuttgart		09031			53	555,379	48		69.2	0	0	1	1
Storck Barracks	Army Active	Bad Windsheim		09177	18	58,627	85	1,836,068	441		490.4	950	35	243	1,228
Strassburg Kaserne	Army Active	Baumholder		APO A	14	8,263	28	500,083	39		120.3	447	1	25	473
Stuttgart Dependent School	Army Active	Stuttgart		09154			4	164,537	11		38.4	0	0	36	36
Sullivan Barracks	Army Active	Mannheim		09086	36	193,273	53	925,393	111		272.2	555	180	330	1,065

¹ US Locations that do not meet criteria of at least ten (10) Acres AND at least \$10M PRV. US Territories and Non-US Locations that do not meet criteria of at least ten (10) Acres OR at least \$10M PRV.

DEPARTMENT OF DEFENSE - Army

Base Structure Report - As Of 30 Sept 03

SITE	COMPONENT	NAME NEAREST CITY	PHONE	ZIP CODE	BLDGS OWNED	BLDGS OWNED SQFT	BLDGS LEASED	BLDGS LEASED SQFT	TOTAL ACRES	ACRES OWNED	PRV (\$M)	MIL	CIV	OTHER	TOTAL
Sulzheim Tng Area	Army Active	Schweinfurt		09033	1	182	1	190	145		8.7				
Taylor Barracks	Army Active	Mannheim		09086	77	224,401	34	684,996	114		227.6	666	65	436	1,167
Tiergarten Tng Area	Army Active	Hanau		09076	2	295			246		1.6				
Tompkins Barracks	Army Active	Heidelberg		09042	21	59,675	26	587,560	88		194.5	418	115	74	607
Turley Barracks	Army Active	Mannheim		30020	17	7,351	27	513,942	33		137.9	531	5	164	700
Vilseck	Army Active	Vilseck		09112			140	779,707	34		85.7				
Wackernhm-Schwabenwaeldchen Ta	Army Active	Mainz		09096	1	1,438	7	3,886	23		3.6				
Warner Barracks	Army Active	Bamberg		09139	221	201,925	117	2,579,838	209		653.6	2,904	155	766	3,825
Warner Barracks Fam Hsg	Army Active	Bamberg		09139	4	746	14	337,056	13		47.0				
Weilimdorf Warehouse	Army Active	Stuttgart		09154			1	56,410	4		10.2	0	0	4	4
Weisskirchen AFN Trans Fac	Army Active	Weisskirchen		09175			6	12,139	18		7.9				
Wetzel Fam Hsg	Army Active	Baumholder		APO A	7	31,086	33	1,227,218	131		161.4	0	0	59	59
Wetzel Kaserne	Army Active	Baumholder		APO A	19	102,044	9	99,546	215		59.9	0	7	80	87
Wiesbaden Army Airfield	Army Active	Wiesbaden		09096	43	178,362	95	1,955,327	638		624.6	2,632	379	658	3,669
Wiesbaden Small Arms Range	Army Active	Wiesbaden		09096	3	6,419	7	8,398	26		4.7				
Wolfgang Kaserne	Army Active	Hanau		09165	14	294,580	8	126,637	98		99.1	33	0	328	361
Wuerzburg	Army Active	Wuerzburg	011-49-931-2964	09036			111	648,178	2		69.9				
Wuerzburg Hospital	Army Active			09036	4	188,583	4	377,508	14		190.2	374	128	318	820
Wuerzburg Tng Areas	Army Active			09036	3	3,172	1	387	20		2.4				
Yorkhof Kaserne	Army Active	Hanau		09165	2	106	9	128,926	5		30.5	20	109	133	262
OTHER SITE(S) ¹ : 38					30	63,449	120	508,278	85	0	121.2	17	21	147	185
Germany Total:					5,513	23,769,439	9,645	114,849,165	160,374	0	30,763.7	50,882	8,334	28,127	87,343
Italy															
Camp Darby	Army Active			56018	110	627,860			159		261.7	71	70	310	451
Camp Ederle	Army Active	Vicenza		09630	169	1,152,042	46	510,775	147		578.9	2,270	340	1,088	3,698
Coltano Troposcatter Site	Army Active			56018	4	37,642			289		27.7	0	0	21	21
Dal Molin Airfield	Army Active	Vicenza		09630	7	7,260	3	20,678			27.5	0	0	4	4
Livorno	Army Active			56018			58	212,049			22.9				
Livorno Supply & Maint Area	Army Active			56018	78	783,174			277		221.2	23	35	334	392
Livorno Training Area	Army Active			56018	4	5,509			50		6.8				
Longare Comm Site	Army Active	Vicenza		09630	1	3,195	30	81,196	52		37.2				
Pisa Ammo Storage Area	Army Active			56018	194	459,373			2,093		172.9	0	0	52	52
Vicenza	Army Active	Vicenza	011-39-444-51-7	09630	2	3,973	246	1,226,130	5		151.1				
Vicenza Basic Load Stor Area	Army Active	Vicenza		09630	16	25,395			34		11.0	1	0	0	1
Vicenza Fam Hsg	Army Active	Vicenza		09630	318	529,144	1	2,793	82		81.1	0	0	120	120
OTHER SITE(S) ¹ : 4					15	38,637			10		11.0	0	5	29	34

¹ US Locations that do not meet criteria of at least ten (10) Acres AND at least \$10M PRV. US Territories and Non-US Locations that do not meet criteria of at least ten (10) Acres OR at least \$10M PRV.

DEPARTMENT OF DEFENSE - Army

Base Structure Report - As Of 30 Sept 03

SITE	COMPONENT	NAME NEAREST CITY	PHONE	ZIP CODE	BLDGS OWNED	BLDGS OWNED SQFT	BLDGS LEASED	BLDGS LEASED SQFT	TOTAL ACRES	ACRES OWNED	PRV (\$M)	MIL	CIV	OTHER	TOTAL
Italy Total:					918	3,673,204	384	2,053,621	3,198	0	1,611.0	2,365	450	1,958	4,773
Japan															
Akasaka Press Center	Army Active	Tokyo		96343	2	202	7	170,387	8		49.1	6	2	186	194
Akizuki Ammunition Depot	Army Active	Kure Shi		96343	12	6,653	51	438,277	138		169.9	0	4	186	190
Camp Zama	Army Active	Sagamihara City	011081-46251-15	96343	150	544,265	203	2,309,483	578		1,032.4	575	515	1,906	2,996
Hiro Ammunition Depot	Army Active	Kure City		96343	6	6,054	11	117,448	88		48.0	0	0	33	33
Kachin Hanto Area A	Army Active	Gushikawa		96376	6	7,115	2	3,362	32		41.7				
Kawakami Ammunition Depot	Army Active	Hiroshima		96343	64	120,196	42	231,248	644		165.2	0	3	102	105
Kure Pier 6	Army Active	Kure		96343	7	3,903	8	60,187	4		24.2	11	1	67	79
Naha Port	Army Active	Naha City		96376	33	347,428	3	14,425	139		167.1	3	12	114	129
POL Facilities	Army Active	Oki/Gushikawa		96376	23	22,310	21	20,486	360		273.7	0	1	54	55
Sagami General Depot	Army Active	Sagamihara City		96343	133	84,241	126	3,125,762	528		816.0	51	9	712	772
Sagamihara Family Hsg Area	Army Active	Sagamihara		96343	440	117,669	184	807,217	150		308.2	2	0	170	172
Torii Station	Army Active	Okinawa	011-81-98892-51	96376	76	439,738	44	587,828	510	31	345.8	519	9	539	1,067
Yokohama North Dock	Army Active	Yokohama		96343	7	10,939	44	532,649	127		251.7	10	17	196	223
OTHER SITE(S) ¹ : 1					1	1,242			2		0.9				
Japan Total:					960	1,711,955	746	8,418,759	3,308	31	3,693.8	1,177	573	4,265	6,015
Kwajalein Atoll															
U.S. Army Kwajalein Atoll	Army Active	Majuro		96555	699	3,063,622			1,361		2,140.7	9	60	15	84
Kwajalein Atoll Total:					699	3,063,622	0	0	1,361	0	2,140.7	9	60	15	84
Luxembourg															
Bettembourg Site	Army Active	Luxembourg		3280	1	24,984	1	50,326	117		174.5	8	3	7	18
Sanem Site	Army Active	Esch-S-Alzette		4989					97		130.0				
OTHER SITE(S) ¹ : 1							5	11,564			1.2				
Luxembourg Total:					1	24,984	6	61,890	214	0	305.6	8	3	7	18
Netherlands															
Brunssum CEB	Army Active	Brunssum		APO A	25	6,232	2	7,030			129.9	8	1	3	12
Eygelshoven Storage Area	Army Active	Eygelshoven		APO A	12	6,277	1	6,000			101.0	13	57	34	104
Hendrik Mine	Army Active	Brunssum		APO A	3	2,222	11	99,985			24.3	242	22	135	399
Rotterdam Admin Facility	Army Active	Rotterdam		APO A			2	85,872	2		19.2	27	40	104	171
Schinnen	Army Active	Schinnen		APO A	1	200	271	442,728			55.8				
Schinnen Emma Mine	Army Active	Schinnen		APO A	32	83,969	13	139,913	24		57.7	191	147	377	715
Vriezenveen CEB	Army Active	Vriezenveen		APO A	25	6,447	2	7,400			145.4	10	3	5	18
OTHER SITE(S) ¹ : 2							41	67,598			8.9				

¹ US Locations that do not meet criteria of at least ten (10) Acres AND at least \$10M PRV. US Territories and Non-US Locations that do not meet criteria of at least ten (10) Acres OR at least \$10M PRV.

DEPARTMENT OF DEFENSE - Army
Base Structure Report - As Of 30 Sept 03

SITE	COMPONENT	NAME NEAREST CITY	PHONE	ZIP CODE	BLDGS OWNED	BLDGS OWNED SQFT	BLDGS LEASED	BLDGS LEASED SQFT	TOTAL ACRES	ACRES OWNED	PRV (\$M)	MIL	CIV	OTHER	TOTAL
Netherlands Total:					98	105,347	343	856,526	26	0	542.2	491	270	658	1,419
South Korea															
Bayonet Training Area	Army Active	Tong Du Chon	011-882-7913-11	96224					361						
Brooklyn Hill	Army Active	Yangsan	011-882-7913-11	96259	10	7,165			40		3.5				
Bullseye 01	Army Active	Kumchon-Ni	011-882-7913-11	96205	34	34,287			21,199		18.4	0	0	8	8
Bullseye 02	Army Active	Kumchon Ni	011-882-7913-11	96205					1,391						
Camp Ames	Army Active	Taejon City	011-882-7913-11	96271	10	19,018			20		4.8	0	0	2	2
Camp Bonifas	Army Active	Kumohon Ri	011-882-7913-11	96251	76	181,151			36		52.5	0	0	86	86
Camp Carroll	Army Active	Waegwan	011-882-7913-11	96260	245	1,980,717	38	994,064	681		580.0	1,278	106	1,471	2,855
Camp Casey	Army Active	Tongduchon	011-882-7913-11	96224	697	4,010,005	26	192,304	3,497		1,048.9	4,945	54	1,652	6,651
Camp Castle	Army Active	Tond Du Chon	011-882-7913-11	96224	70	351,911			51		83.6	367	0	153	520
Camp Colbern	Army Active	Songnam	011-882-7913-11	96205	55	182,728			76		46.6	195	0	52	247
Camp Eagle	Army Active	Wonju City	011-882-7913-11	96297	64	437,028			114		133.6	504	2	82	588
Camp Edwards	Army Active	Kumchon-Ni	508-968-5888	96251	60	249,119			62		65.0	175	1	102	278
Camp Essayons	Army Active	Uijongbu	011-882-7913-11	96258	98	288,449			76		77.9	365	1	119	485
Camp Falling Water	Army Active	Uijong Bu	011-882-7913-11	96258	42	137,159	1	400	59		29.4	16	11	271	298
Camp Garry Owen North	Army Active	Kumohon Ni	011-882-7913-11	96251	125	397,932			70		104.8	612	0	112	724
Camp Giant	Army Active	Kumchon	011-882-7913-11	96251	71	157,582			42		34.0	119	8	320	447
Camp Greaves	Army Active	Kumchon Ni	011-882-7913-11	96251	99	289,941			59		79.6	471	0	199	670
Camp Henry	Army Active	Taegu	011-882-7913-11	96218	74	389,888	36	241,657	60		146.2	714	258	1,417	2,389
Camp Hialeah	Army Active	Pusan	011-882-7913-11	96259	306	864,148	25	53,689	193		278.6	337	10	455	802
Camp Hovey	Army Active	Tongduchon	011-882-7913-11	96224	183	1,343,084	14	116,791	3,473		334.1	2,011	1	386	2,398
Camp Howze	Army Active	Kumchon Ni	011-882-7913-11	96251	128	533,798			157		145.8	439	4	226	669
Camp Humphreys	Army Active	Pyeongtaek City	011-882-7913-11	96271	595	3,615,566	15	144,400	1,231		924.8	2,981	106	1,978	5,065

¹ US Locations that do not meet criteria of at least ten (10) Acres AND at least \$10M PRV. US Territories and Non-US Locations that do not meet criteria of at least ten (10) Acres OR at least \$10M PRV.

DEPARTMENT OF DEFENSE - Army
Base Structure Report - As Of 30 Sept 03

SITE	COMPONENT	NAME NEAREST CITY	PHONE	ZIP CODE	BLDGS OWNED	BLDGS OWNED SQFT	BLDGS LEASED	BLDGS LEASED SQFT	TOTAL ACRES	ACRES OWNED	PRV (\$M)	MIL	CIV	OTHER	TOTAL
Camp Jackson	Army Active	Uijong Bu	011-882-7913-11	96258	46	176,072			406		40.4	185	0	41	226
Camp Kwangsa Ri	Army Active	Camp Kwangsa Ri	011-882-7913-11	96257	14	38,619	4	8,000	31		10.7	0	0	28	28
Camp Kyle	Army Active	Uijongbu	011-882-7913-11	96257	63	270,845			36		59.5	341	4	42	387
Camp Liberty Bell	Army Active	Munsan Up	011-882-7913-11	96251	35	90,886			17		21.8	0	0	1	1
Camp Long	Army Active	Wonju	011-882-7913-11	96297	129	309,703	9	13,070	85		83.2	258	8	297	563
Camp Market	Army Active	Inchon	011-882-7913-11	96205	74	590,536	37	586,760	118		173.2	10	12	469	491
Camp Nimble	Army Active	Tong Du Chon	011-882-7913-11	96224	33	120,168			16		28.9	398	0	29	427
Camp Page	Army Active	Chun Chon	011-882-7913-11	96208	149	706,062	6	30,114	468		218.5	557	13	310	880
Camp Red Cloud	Army Active	Uijong Bu	011-882-7913-11	96258	198	1,377,556			207		332.3	1,084	124	1,360	2,568
Camp Sears	Army Active	Uijongbu	011-882-7913-11	96257	44	132,595	1	92	32		43.3	139	0	52	191
Camp Stanley	Army Active	Uijong Bu	011-882-7913-11	96257	264	1,415,229	1	109	607		340.1	1,966	9	512	2,487
Camp Stanton	Army Active	Kumchon Ri	011-882-7913-11	96251	63	169,771			67		66.2	123	1	27	151
Camp Walker	Army Active	Taegu City	011-882-7913-11	96218	197	1,010,976	9	70,690	195		267.0	582	50	625	1,257
Camp Yongin	Army Active	Suwon	011-882-7913-11	96205	7	43,780	4	10,600	8		13.4	32	2	24	58
Chang San	Army Active	Pusan	011-882-7913-11	96259	12	11,925			26		4.4				
Cheju Do Training Center	Army Active	Mosulpo	011-882-7913-11	96220	24	36,891	1	4,050	12		12.7	0	0	10	10
Dartboard Site	Army Active	Taegu City	011-882-7913-11	96218	1	1,122			10		2.9				
Far East Dist Engr	Army Active	Seoul	011-882-7913-11	96205	31	112,721	13	72,208	11		37.7	0	1	103	104
Freedom Bridge	Army Active	Munsan Up	011-882-7913-11	96251	6	6,382			14		1.5				
Gimbols	Army Active	Tongduchon	011-882-7913-11	96224					2,952						
Gun Training Area	Army Active	Tong Du Chon	011-882-7913-11	96224					219						
H220 Heliport	Army Active	Tong Du Chon	011-882-7913-11	96224	51	239,197			52		54.9	5	1	175	181
High Point	Army Active	Chonan City	011-882-7913-11	96271	10	7,977			11		3.3				

¹ US Locations that do not meet criteria of at least ten (10) Acres AND at least \$10M PRV. US Territories and Non-US Locations that do not meet criteria of at least ten (10) Acres OR at least \$10M PRV.

DEPARTMENT OF DEFENSE - Army
Base Structure Report - As Of 30 Sept 03

SITE	COMPONENT	NAME NEAREST CITY	PHONE	ZIP CODE	BLDGS OWNED	BLDGS OWNED SQFT	BLDGS LEASED	BLDGS LEASED SQFT	TOTAL ACRES	ACRES OWNED	PRV (\$M)	MIL	CIV	OTHER	TOTAL
K-16 Air Base	Army Active	Songnam	011-882-7913-11	96205	63	311,733	20	263,589	212		152.2	508	2	196	706
Kamaksan ASA	Army Active	Tong Du Chon	011-882-7913-11	96271	7	5,063			48		2.2	0	0	2	2
Koryosan ASA	Army Active	Inchon	011-882-7913-11	96205	7	6,478			12		2.8	0	0	1	1
Kunsan Pol Terminal Site	Army Active	Kunsan City	011-882-7913-11	96264	4	5,828			17		7.0	0	0	1	1
La Guardia	Army Active	Uijongbu	011-882-7913-11	96257	81	170,735			34		42.4	48	0	29	77
Madison Site	Army Active	Suwon	011-882-7913-11	96205	11	8,214			22		7.6				
Masan Ammunition Depot	Army Active	Masan	011-882-7913-11	96259	14	56,393			1,060		16.3	0	2	9	11
Mobile	Army Active	Tong Du Chon	011-882-7913-11	96224					2,761			5	5	21	31
Niblo Barracks	Army Active	Seoul	011-882-7913-11	96205	12	27,318	2	6,345	7		10.4	0	0	26	26
Pier #8	Army Active	Kanman-Tong	011-882-7913-11	96259	2	7,013	12	96,925	12		29.4	9	6	62	77
Pusan Storage Facility	Army Active	Pusan	011-882-7913-11	96259	72	396,238	10	20,752	69		88.8	3	5	116	124
Pyongtaek Cpx Area	Army Active	Pyongtaek	011-882-7913-11	96271	7	7,472			110		6.1				
Richmond	Army Active	Taejon City	011-882-7913-11	96271	9	8,821			14		4.0				
Shinbuk Relay	Army Active	Pochon	011-882-7913-11	96258	7	4,359			13		7.4				
Sungnam Golf Course	Army Active	Songnam	011-882-7913-11	96205			10	58,704	230		26.0	0	0	95	95
Swiss and Swed Camp Mac HQ	Army Active	Munsan Up	011-882-7913-11	96251	26	38,819					11.0	0	0	4	4
Tango	Army Active	Songnam	011-882-7913-11	96205	23	137,435	11	58,761	241		50.8	100	0	66	166
Watkins Range	Army Active	Tong Du Chon	011-882-7913-11	96224					45						
Yong Pyong	Army Active	Tdc	011-882-7913-11	96224	43	136,931			3,345		56.2	2	1	95	98
Yongsan Garrison	Army Active	Seoul	011-882-7913-11	96205	710	4,167,408	298	2,657,308	640		1,295.4	3,267	1,186	6,246	10,699
OTHER SITE(S) ¹: 15					73	86,259	12	117,516	54		46.6	162	5	403	570
South Korea Total:					5,664	27,922,206	615	5,818,898	47,497	0	7,870.7	25,313	1,999	20,568	47,880

United Kingdom

RAF Hythe	Army Active	Southampton		APO A	3	2,581	19	212,744	35		43.3	1	1	195	197
-----------	-------------	-------------	--	-------	---	-------	----	---------	----	--	------	---	---	-----	-----

¹ US Locations that do not meet criteria of at least ten (10) Acres AND at least \$10M PRV. US Territories and Non-US Locations that do not meet criteria of at least ten (10) Acres OR at least \$10M PRV.

DEPARTMENT OF DEFENSE - Army

Base Structure Report - As Of 30 Sept 03

SITE	COMPONENT	NAME NEAREST CITY	PHONE	ZIP CODE	BLDGS OWNED	BLDGS OWNED SQFT	BLDGS LEASED	BLDGS LEASED SQFT	TOTAL ACRES	ACRES OWNED	PRV (\$M)	MIL	CIV	OTHER	TOTAL
United Kingdom Total:					3	2,581	19	212,744	35	0	43.3	1	1	195	197
OVERSEAS:					13,918	60,562,451	12,039	133,867,808	217,131	47	47,526.2	80,994	12,010	57,048	150,052
Worldwide Totals:					121,769	783,396,403	16,539	157,406,245	15,449,582	14,723,466	242,532.4	643,401	152,590	170,842	966,833

¹ US Locations that do not meet criteria of at least ten (10) Acres AND at least \$10M PRV. US Territories and Non-US Locations that do not meet criteria of at least ten (10) Acres OR at least \$10M PRV.

DEPARTMENT OF DEFENSE - Navy
Base Structure Report - As Of 30 Sept 03

SITE	COMPONENT	NAME NEAREST CITY	PHONE	ZIP CODE	BLDGS OWNED	BLDGS OWNED SQFT	BLDGS LEASED	BLDGS LEASED SQFT	TOTAL ACRES	ACRES OWNED	PRV (\$M)	MIL	CIV	OTHER	TOTAL
Alabama															
NAS Whiting Fld Milton (Barin Field)	Navy Active	Foley		36535	2	10,874			779	706	108.5				
NAS Whiting Fld Milton (NOLF Evergreen)	Navy Active	Evergreen							440	22	12.2				
NAS Whiting Fld Milton (NOLF Silverhill)	Navy Active	Silverhill			2	1,443			400	352	24.2				
NAS Whiting Fld Milton (NOLF Summerdale)	Navy Active	Summerdale			1	1,024			565	560	18.1				
NAS Whiting Fld Milton (NOLF Wolf)	Navy Active	Elberta			1	240			422	312	19.7				
NMCRRC Bessemer	Navy Reserve	Bessemer		35023	7	77,915			16	16	11.1	624	0	0	624
OTHER SITE(S) ¹ : 6					24	66,138			749	9	10.5	934	1	0	935
Alabama Total:					37	157,634	0	0	3,371	1,976	204.2	1,558	1	0	1,559
Alaska															
NAF Adak CSO	Caretaker	Adak Station		99505	516	4,150,283			52,181	52,181	3,822.8				
NAF Adak CSO (NSGA Adak N63886)	Caretaker	Adak Station			32	279,586			8,820	8,820	289.5				
NAVARCLAB Barrow AK (NARL Barrow Camp Tr1)	Disestab	Barrow			120	324,406			639	639	180.7				
NSWC Div Carderock (Back Island)	Navy Active	Ketchikan			2	15,875			15	15	39.1				
OTHER SITE(S) ¹ : 3					10	17,695	1	40,000			15.7	171	15	0	186
Alaska Total:					680	4,787,845	1	40,000	61,655	61,655	4,347.8	171	15	0	186
Arizona															
OTHER SITE(S) ¹ : 4					20	111,225			338	305	25.6	1,118	21	0	1,139
Arizona Total:					20	111,225	0	0	338	305	25.6	1,118	21	0	1,139
Arkansas															
OTHER SITE(S) ¹ : 1					14	3,251			79	79	1.8				
Arkansas Total:					14	3,251	0	0	79	79	1.8	0	0	0	0
California															
COMNAVREG SW San Diego (Admiral Hartman Hsg)	Navy Active	San Diego			440	737,527			138	137	84.9				
COMNAVREG SW San Diego (Bayview Hills Housing)	Navy Active	San Diego			200	1,627,759			162	162	169.7				
COMNAVREG SW San Diego (Chesterton Housing)	Navy Active	San Diego			436	815,245			146	146	93.8				
COMNAVREG SW San Diego (Chollas Heights Hsg)	Navy Active	San Diego			90	556,852			78	78	55.8				

¹ US Locations that do not meet criteria of at least ten (10) Acres AND at least \$10M PRV. US Territories and Non-US Locations that do not meet criteria of at least ten (10) Acres OR at least \$10M PRV.

DEPARTMENT OF DEFENSE - Navy
Base Structure Report - As Of 30 Sept 03

SITE	COMPONENT	NAME NEAREST CITY	PHONE	ZIP CODE	BLDGS OWNED	BLDGS OWNED SQFT	BLDGS LEASED	BLDGS LEASED SQFT	TOTAL ACRES	ACRES OWNED	PRV (\$M)	MIL	CIV	OTHER	TOTAL
COMNAVREG SW San Diego (Eucalyptus Hills Hsg)	Navy Active	San Diego			57	466,754			41	41	45.8				
COMNAVREG SW San Diego (Gateway Village Hsg)	Navy Active	San Diego			155	603,851			44	44	64.7				
COMNAVREG SW San Diego (Murphy Canyon Housing)	Navy Active	San Diego			1,092	4,493,570			733	733	571.8				
FCTCPAC San Diego	Navy Active	San Diego	619-556-8372	92147	19	368,649			91	91	96.3	1,004	24	0	1,028
FISC Oakland Ca CSO (Alameda Annex)	Caretaker	Alameda			8	866,604			51	51	107.0	211	0	0	211
FISC Oakland Ca CSO (Alameda Facility)	Caretaker	Alameda			14	1,392,547			97	97	272.8				
FISC Oakland Ca CSO (Richmond Pt Molate)	Caretaker	Richmond			18	374,689			423	413	167.9				
FISC Oakland CSO	Caretaker	Oakland		94625	87	7,446,184			521	516	1,142.4	80	2,152	0	2,232
FISC San Diego	Navy Active	San Diego		92132	7	845,149	1	106,084	22	20	151.0	325	656	0	981
FISC San Diego (National City Annex)	Navy Active	National City			9	821,694			26	26	102.8				
FISC San Diego (Pt Loma Annex)	Navy Active	San Diego			89	89,499			206	192	148.9				
FLEASWTRACEN	Navy Active	San Diego		92147	55	1,137,393			37	11	260.8	360	33	0	393
Hunters Point Annex CSO	Caretaker	San Francisco		94627	182	3,187,789			922	922	1,135.4	105	0	0	105
NAF El Centro	Navy Active	El Centro		92243	227	1,040,242			1,711	1,593	520.6	332	86	0	418
NAF El Centro (Desert Range)	Navy Active	El Centro			2	8,040			52,283	49,723	32.0				
NAF El Centro (Holtville Carrier Ls)	Navy Active	El Centro							110	110	12.0				
NAS Alameda CSO	Caretaker	Alameda		94501	175	5,698,310			2,573	2,292	1,707.3	1	69	0	70
NAS Alameda CSO (Marina Village/SF)	Caretaker	San Francisco			160	727,359			30		75.9				
NAS Alameda CSO (NAS Alameda/SF)	Caretaker	Alameda			3	7,852			188	188	148.7				
NAS Lemoore	Navy Active	Lemoore NAS	559-998-3300	93246	1,168	6,531,754			26,777	15,738	1,964.7	6,998	669	0	7,667
NAS North Island San Diego	Navy Active	San Diego	619-545-8123	92135	540	9,253,664			2,803	2,802	2,649.9	8,170	172	0	8,342
NAS North Island San Diego (Clev NF Survival Tra)	Navy Active	Warner Springs			40	38,828			6,168	4,960	11.7	7	0	0	7
NAS North Island San Diego (Dol Area Imp Bch)	Navy Active	Imperial Beach			33	344,580			27	27	76.8				
NAS North Island San Diego (Former Phibase Coronado)	Navy Active	Coronado			167	2,300,167			975	715	590.2	5,255	117	0	5,372
NAS North Island San Diego (Imperial Beach)	Navy Active	Imperial Beach			32	369,545			1,375	1,366	172.6				
NAS North Island San Diego (San Clemente Island)	Navy Active	San Clemente Nav Res			145	415,086			36,200	36,200	358.1	195	0	0	195
Naval Postgraduate School	Navy Active	Monterey	831-656-2441	93943	51	1,341,957			137	135	346.0	393	1,137	0	1,530
Naval Postgraduate School (La Mesa Village)	Navy Active	Monterey			268	920,277			299	298	128.0				
Naval Postgraduate School (Lab-Recreation)	Navy Active	Monterey			19	53,262			108	101	24.2				

¹ US Locations that do not meet criteria of at least ten (10) Acres AND at least \$10M PRV. US Territories and Non-US Locations that do not meet criteria of at least ten (10) Acres OR at least \$10M PRV.

DEPARTMENT OF DEFENSE - Navy
Base Structure Report - As Of 30 Sept 03

SITE	COMPONENT	NAME NEAREST CITY	PHONE	ZIP CODE	BLDGS OWNED	BLDGS OWNED SQFT	BLDGS LEASED	BLDGS LEASED SQFT	TOTAL ACRES	ACRES OWNED	PRV (\$M)	MIL	CIV	OTHER	TOTAL
Naval Postgraduate School (Navy School Annex)	Navy Active	Monterey			10	132,696			20	20	42.5				
NAVBASE Ventura City	Navy Active	Point Mugu	805-982-4711	93043	864	4,569,703	1	12	4,495	4,478	1,381.3	2,680	2,329	0	5,009
NAVBASE Ventura City (Capehart Hsg 3 Mugu)	Navy Active	Camarillo			76	452,132			51	51	58.1				
NAVBASE Ventura City (Laguna Peak CA)	Navy Active	Point Mugu			5	20,835			39	39	14.5				
NAVBASE Ventura City (Port Hueneme)	Navy Active	Port Hueneme			514	5,281,068	47	375,248	1,793	1,793	1,321.1	6	0	0	6
NAVCOMTELSTA San Diego (Coronado)	Navy Active	Coronado			12	67,287			549	549	21.8				
NAVCOMTELSTA San Diego (Dixon Transmitter Facy)	Navy Active	Dixon			19	73,484			1,285	1,285	118.0				
NAVCOMTELSTA San Diego (Stockton CA)	Navy Active	Stockton			32	535,742			28		269.5	0	2	0	2
NAVFAC Centerville Beach	Disestab	Ferndale		95536	23	120,011			42	33	32.9				
NAVMEDCEN San Diego	Navy Active	San Diego	619-532-6400	92134	16	1,460,689			79	79	413.1	3,489	1,496	0	4,985
NAVPETOFF Alexandria (Estero Bay Branch)	Navy Active	Morro Bay			5	1,600			175	10	82.8				
NAVPETOFF Alexandria (Fuel Complx Long Beach)	Navy Active	Long Beach			6	5,149			11	11	16.5				
NAVPETOFF Alexandria (Fuel Farm San Pedro)	Navy Active	Los Angeles			24	32,880			272	269	156.3	68	0	0	68
NAVPETOFF Alexandria (Norwalk Branch)	Navy Active	Norwalk			1	676			18	0	19.7				
Navpmossp Sunnyvale	Navy Active	Sunnyvale			12	785,873			55	51	249.6	14	89	0	103
Navpmossp Sunnyvale (Det Santa Cruz CA)	Navy Active	Santa Cruz			25	53,848			288	288	24.1				
NAVSECGRUACT Skaggs Is	Disestab	Sonoma		95476	31	172,821			3,309	3,304	93.5				
NAWS China Lake	Navy Active	China Lake	760-939-9011	93555	253	1,977,335			606,926	606,909	1,323.0	1,092	2,974	0	4,066
NAWS China Lake (Mojave B Ranges)	Navy Active	Trona			5	12,010			316,351	316,351	10.0				
NAWS China Lake (Randsburg Wash Area)	Navy Active	Trona			33	153,620			187,117	187,001	57.2				
NAWS China Lake (San Nicolas Island CA)	Navy Active	San Nicolas Island			118	373,798			13,370	13,370	459.1	46	0	0	46
NAWS China Lake (Santa Cruz Island)	Navy Active	Goleta			8	17,944			11		22.6				
NCEL Port Hueneme CSO	Caretaker	Port Hueneme		93043	50	230,685			33	33	61.0				
NH Camp Pendleton	Navy Active	Camp Pendleton		92055	12	577,374			187	187	208.6	1,070	465	0	1,535
NH Oakland CSO	Caretaker	Oakland		94627	81	806,704			183	183	261.0				
NMCRC Alameda	Navy Reserve	Alameda		94501	5	84,060			15	15	19.2	439	0	0	439
NMCRC Los Angeles	Navy Reserve	Los Angeles		90731	6	126,525			23		25.6	299	0	0	299
NMCRC Los Angeles	Navy Reserve	Los Angeles		90012	6	142,462			11	11	27.3	345	15	0	360
NMCRC Moreno Valley	Navy Reserve	Moreno Valley		92518	4	67,123			10	10	12.7	19	0	0	19

¹ US Locations that do not meet criteria of at least ten (10) Acres AND at least \$10M PRV. US Territories and Non-US Locations that do not meet criteria of at least ten (10) Acres OR at least \$10M PRV.

DEPARTMENT OF DEFENSE - Navy
Base Structure Report - As Of 30 Sept 03

SITE	COMPONENT	NAME NEAREST CITY	PHONE	ZIP CODE	BLDGS OWNED	BLDGS OWNED SQFT	BLDGS LEASED	BLDGS LEASED SQFT	TOTAL ACRES	ACRES OWNED	PRV (\$M)	MIL	CIV	OTHER	TOTAL
NMCRC Sacramento	Navy Reserve	Sacramento		95828	4	48,908			20	20	10.3	238	0	0	238
NS Long Beach CSO (Cabrillo Hsg Long Bch)	Caretaker	Long Beach			201	662,857			91	91	86.7				
NS Long Beach CSO (Long Beach NAVSTA)	Caretaker	Long Beach			42	520,979			776	776	187.1				
NS San Diego	Navy Active	San Diego	619-556-1011	92136	251	4,397,434			1,046	1,030	1,130.1	26,680	586	0	27,266
NS San Diego (Nav Rec Cen Mis Gorge)	Navy Active	San Diego			23	39,227			448	448	31.1				
NS Treasure Island CSO	Caretaker	San Francisco		94130	98	2,082,633	1	30,000	1,076	1,076	544.8	3	0	0	3
NSWC Corona	Navy Active	Corona		91718	46	479,225			247	247	180.0	7	987	0	994
NSY Long Beach CSO	Caretaker	Long Beach		90822	90	3,047,805			396	396	989.1	129	0	0	129
NSY Long Beach CSO (Palos Verdes Hsg)	Caretaker	Long Beach			62	629,693			62	62	70.9				
NSY Long Beach CSO (San Pedro Mont Hsg)	Caretaker	Long Beach			126	403,642			62	62	48.0				
NSY Mare Island CSO	Caretaker	Vallejo		94592	480	8,803,839			6,707	6,704	2,368.4	3	4	0	7
NSY Mare Island CSO (Roosevelt Terrace)	Caretaker	Vallejo			19	185,392			29	29	23.2				
NTC San Diego CSO	Caretaker	San Diego		92133	66	975,707			165	159	234.3	28	0	0	28
NWS Seal Beach	Navy Active	Seal Beach		90740	321	2,499,123			5,002	4,968	731.6	635	427	0	1,062
NWS Seal Beach (Det Concord CA)	Navy Active	Concord			477	1,881,414			7,701	6,914	1,101.4				
NWS Seal Beach (Fallbrook CA)	Navy Active	Fallbrook			277	1,013,240			8,851	8,851	446.7	99	0	0	99
NWS Seal Beach (Long Beach Golf Course)	Navy Active	Los Alamitos			1	4,200	11	14,716	254		16.8				
PWC San Francisco CSO (Treasure Island)	Caretaker	San Francisco			1	91			77	75	186.8				
SPAWARSSYSCEN San Diego	Navy Active	San Diego		92152	245	1,829,373			508	507	504.1	440	3,640	19	4,099
SPAWARSSYSCEN San Diego (Old Town)	Navy Active	San Diego			11	1,552,858			70	70	343.6				
SUBASE San Diego	Navy Active	San Diego	619-553-1011	92106	112	1,029,361			336	336	290.9	887	16	0	903
OTHER SITE(S) ¹: 199					3,359	15,002,147	21	637,472	39,133	38,301	4,828.2	12,269	12,808	0	25,077
California Total:					14,556	120,307,961	82	1,163,532	1,345,303	1,327,380	34,647.2	74,421	30,953	19	105,393
Colorado															
NMCRC Denver	Navy Reserve	Lakewood		80042	4	127,460			15	15	22.6	716	0	0	716
OTHER SITE(S) ¹: 1									2			725	16	0	741
Colorado Total:					4	127,460	0	0	17	15	22.6	1,441	16	0	1,457
Connecticut															
NAVSUBASE New London	Navy Active	Groton	860-694-4636		269	3,612,859			687	686	1,026.2	5,556	1,083	0	6,639
NAVSUBASE New London (Conning Towers)	Navy Active	Groton			83	276,175			50	50	41.4				

¹ US Locations that do not meet criteria of at least ten (10) Acres AND at least \$10M PRV. US Territories and Non-US Locations that do not meet criteria of at least ten (10) Acres OR at least \$10M PRV.

DEPARTMENT OF DEFENSE - Navy
Base Structure Report - As Of 30 Sept 03

SITE	COMPONENT	NAME NEAREST CITY	PHONE	ZIP CODE	BLDGS OWNED	BLDGS OWNED SQFT	BLDGS LEASED	BLDGS LEASED SQFT	TOTAL ACRES	ACRES OWNED	PRV (\$M)	MIL	CIV	OTHER	TOTAL
NAVSUBBASE New London (Nautilus Park 1St Inc)	Navy Active	Groton			501	678,581			50	50	79.5				
NAVSUBBASE New London (Nautilus Park 2nd Inc)	Navy Active	Groton			263	647,714			142	142	69.8				
NAVSUBBASE New London (Nautilus Park 3rd Inc)	Navy Active	Groton			129	370,855			115	110	44.3				
NAVSUBBASE New London (Polaris Park)	Navy Active	Groton			48	366,495			52	52	38.9				
NAVSUBBASE New London (Trident Park)	Navy Active	Groton			82	505,371			86	85	64.6				
NUWC New London CSO	Caretaker	New London		06320	40	681,498	1	36,204	346	313	185.1	75	0	0	75
NWIRP Bloomfield	Navy Active	Bloomfield		06002	7	139,887			85	85	39.1				
OTHER SITE(S) ¹ : 6					39	111,658			119	96	20.3	282	0	0	282
Connecticut Total:					1,461	7,391,093	1	36,204	1,732	1,667	1,609.2	5,913	1,083	0	6,996
Delaware															
OTHER SITE(S) ¹ : 1					2	26,456			8	8	5.3	203	0	0	203
Delaware Total:					2	26,456	0	0	8	8	5.3	203	0	0	203
District of Columbia															
COMNAVDIST Washington DC	Navy Active	Washington	703-545-6700		78	3,159,539			68	68	564.2	21,243	10,612	1	31,856
COMNAVDIST Washington DC (Bellevue)	Navy Active	Washington			191	315,030			60	60	32.5				
COMNAVDIST Washington DC (Naval Observatory)	Navy Active	Washington			35	208,770			72	72	40.5	22	89	0	111
COMNAVDIST Washington DC (NAVSTA Anacostia)	Navy Active	Washington			46	1,387,238			351	351	1,314.4	112	87	0	199
COMNAVDIST Washington DC (Ndept Potomac Annex)	Navy Active	Washington			20	199,907			10	10	34.2				
COMNAVDIST Washington DC (Nebraska Ave Complex)	Navy Active	Washington			32	581,899			38	38	148.1				
NRL Washington DC	Navy Active	Washington			82	2,946,247			133	132	715.3	14	2,230	0	2,244
OTHER SITE(S) ¹ : 12					16	286,609	3	1,950	67	67	198.2	109	1,253	0	1,362
District of Columbia Total:					500	9,085,239	3	1,950	800	799	3,047.4	21,500	14,271	1	35,772
Florida															
NAF Key West	Navy Active	Key West	305-293-4408	33040	122	965,202			4,678	4,535	519.6	958	322	0	1,280
NAF Key West (Dredgers Key-Sigsbee)	Navy Active	Key West			278	1,286,775			352	352	226.9				
NAF Key West (Fleming Key Magazine)	Navy Active	Key West			34	56,635			315	257	34.2				
NAF Key West (Peary Court)	Navy Active	Key West			51	227,622			28	28	30.6				

¹ US Locations that do not meet criteria of at least ten (10) Acres AND at least \$10M PRV. US Territories and Non-US Locations that do not meet criteria of at least ten (10) Acres OR at least \$10M PRV.

DEPARTMENT OF DEFENSE - Navy
Base Structure Report - As Of 30 Sept 03

SITE	COMPONENT	NAME NEAREST CITY	PHONE	ZIP CODE	BLDGS OWNED	BLDGS OWNED SQFT	BLDGS LEASED	BLDGS LEASED SQFT	TOTAL ACRES	ACRES OWNED	PRV (\$M)	MIL	CIV	OTHER	TOTAL
NAF Key West (Poinciana)	Navy Active	Key West			34	175,232			22	22	22.0				
NAF Key West (Truman Annex)	Navy Active	Key West			71	515,902			234	185	169.3				
NAF Key West (Trumbo Point Annex)	Navy Active	Key West			121	545,551	2	45,659	121	115	234.4				
NAS Cecil Field CSO	Caretaker	Cecil Field		32215	158	1,315,634			8,279	8,279	620.1	0	35	0	35
NAS Jacksonville	Navy Active	Jacksonville	904-542-4011	32212	563	7,910,742			3,895	3,857	1,604.7	9,486	5,046	0	14,532
NAS Jacksonville (OLF Whitehouse)	Navy Active	Cecil Field			7	4,434			2,565	1,907	30.5				
NAS Jacksonville (Pinecastle E.W. Range)	Navy Active	Salt Springs			8	23,417			5,895	5,895	15.5				
NAS Jacksonville (Yellow Water Housing)	Navy Active	Cecil Field			43	266,312			254	254	25.2				
NAS Pensacola	Navy Active	Pensacola	850-452-0111	32508	559	8,968,651			5,761	5,583	1,950.6	3,960	2,293	0	6,253
NAS Pensacola (Corry Housing)	Navy Active	Pensacola			114	269,626			83	83	24.7				
NAS Pensacola (Corry Station)	Navy Active	Pensacola			98	1,460,545			548	547	288.9				
NAS Pensacola (Lexington Terrace Hsg)	Navy Active	Pensacola			104	145,810			43	43	13.1				
NAS Pensacola (Mariner Housing)	Navy Active	Pensacola					300	400,500	146	146	29.2				
NAS Pensacola (OLF Bronson)	Navy Active	Pensacola			20	17,658			1,098	962	114.0				
NAS Pensacola (Saufly Fields)	Navy Active	Pensacola			65	671,580	1	3,800	895	878	253.7				
NAS Whiting Field Milton	Navy Active	Milton	850-623-7011	32570	123	1,285,416			3,921	3,445	553.6	779	171	0	950
NAS Whiting Fld Milton (NOLF Choctaw)	Navy Active	Milton			3	17,748			800	800	60.3				
NAS Whiting Fld Milton (NOLF Holley)	Navy Active	Milton			1	1,024			698	662	31.0				
NAS Whiting Fld Milton (NOLF Santa Rosa)	Navy Active	Milton			1	1,024			738	690	37.1				
NAS Whiting Fld Milton (NOLF Spencer)	Navy Active	Milton							640	640	26.9				
NAS Whiting Fld Milton (Whiting Pines)	Navy Active	Milton			281	581,807			98	98	51.8				
NAWC Orlando	Navy Active	Orlando		32826	2	298,080	1	15,000	41	41	52.1	134	1,039	0	1,173
NH Jacksonville (MEDCLINIC Key West)	Navy Active	Key West			3	73,809			14	14	23.4				
NH Pensacola	Navy Active	Pensacola	850-505-7171	32512	6	345,233			43	43	85.6	1,090	330	0	1,420
NS Mayport	Navy Active	Mayport	904-270-5011	32228	608	3,103,390	17	229,918	3,248	3,015	702.2	12,887	350	0	13,237
NS Mayport (FISC)	Navy Active	Jacksonville			20	34,409			181	150	87.5	0	309	0	309
NS Mayport (Ribault Bay Village)	Navy Active	Atlantic Beach			91	579,080			158	158	48.8				
NSWC COASTSYSTA	Navy Active	Panama City	850-234-4011	32407	211	1,337,999	10	63,800	667	649	250.9	501	1,351	0	1,852
NTC Orlando CSO	Caretaker	Orlando			200	4,594,714			1,036	1,031	839.2	0	26	0	26
NTC Orlando CSO (Area C)	Caretaker	Orlando			19	183,925			46	46	21.1				
NTC Orlando CSO (Herndon Annex)	Caretaker	Orlando			6	135,509			54	54	18.1				
NTC Orlando CSO (NTC Annex)	Caretaker	Orlando			100	882,857			713	713	159.1				
OTHER SITE(S) ¹ : 59					96	1,196,987	82	646,350	14,890	4,986	866.0	3,598	1,157	0	4,755

¹ US Locations that do not meet criteria of at least ten (10) Acres AND at least \$10M PRV. US Territories and Non-US Locations that do not meet criteria of at least ten (10) Acres OR at least \$10M PRV.

DEPARTMENT OF DEFENSE - Navy
Base Structure Report - As Of 30 Sept 03

SITE	COMPONENT	NAME NEAREST CITY	PHONE	ZIP CODE	BLDGS OWNED	BLDGS OWNED SQFT	BLDGS LEASED	BLDGS LEASED SQFT	TOTAL ACRES	ACRES OWNED	PRV (\$M)	MIL	CIV	OTHER	TOTAL
Florida Total:					4,221	39,480,339	413	1,405,027	63,194	51,158	10,122.2	33,393	12,429	0	45,822
Georgia															
NAS Atlanta	Navy Reserve	Marietta	770-919-6392	30060	82	637,449			133	133	140.0	2,258	193	0	2,451
NAVSCSCOL Athens	Navy Active	Athens		30606	45	425,687			58	58	64.7	139	65	0	204
NMCRC Atlanta	Navy Reserve	Marietta		30069	2	97,010			20	18	14.6	143	0	0	143
SUBASE Kings Bay	Navy Active	Kings Bay	912-673-2001	31547	377	4,425,440			16,609	12,957	1,631.1	4,161	1,572	0	5,733
OTHER SITE(S) ¹ : 8					173	1,049,912			371	359	330.1	252	149	0	401
Georgia Total:					679	6,635,498	0	0	17,193	13,526	2,180.5	6,953	1,979	0	8,932
Guam															
COMNAVMARIANAS Guam	Navy Active	Finegayan			417	3,307,319	1	157	4,931	4,890	2,126.1	3,472	345	0	3,817
COMNAVMARIANAS Guam (Apra Heights Hsg)	Navy Active	Apra			192	477,422					105.1				
COMNAVMARIANAS Guam (Barrigada-Nctams-Hsg)	Navy Active	Barrigada			5	31,226					12.1				
COMNAVMARIANAS Guam (Harbor View Hsg)	Navy Active	Santa Rita			171	561,423					117.5				
COMNAVMARIANAS Guam (Lockwood Terrace Hsg)	Navy Active	Santa Rita			252	407,598					70.2				
COMNAVMARIANAS Guam (MCB Camp Covington)	Navy Active	Santa Rita			44	394,433			334	334	141.7				
COMNAVMARIANAS Guam (Mt Tenjo)	Navy Active	Piti							240	240					
COMNAVMARIANAS Guam (Naval Hospital Hsg)	Navy Active	Agana			36	98,341					21.5				
COMNAVMARIANAS Guam (NAVMAG Guam)	Navy Active	Santa Rita							8,645	8,644					
COMNAVMARIANAS Guam (Nimitz Hill Hsg)	Navy Active	Nimitz Hill			52	120,718			5		30.1				
COMNAVMARIANAS Guam (No Finegayan Hsg)	Navy Active	Finegayan			145	385,336					73.5				
COMNAVMARIANAS Guam (No Tipalao Hsg)	Navy Active	Apra			169	374,890					80.3				
COMNAVMARIANAS Guam (Sasa Valley)	Navy Active	Piti							415	412					
COMNAVMARIANAS Guam (Ship Repair)	Navy Active	Apra			59	451,744			98	98	250.6				
COMNAVMARIANAS Guam (So Finegayan-Dps-Hsg)	Navy Active	Finegayan			225	1,246,010					236.2				
COMNAVMARIANAS Guam (So Tipalao Hsg)	Navy Active	Apra			114	249,466					75.8				
COMNAVMARIANAS Guam (Tenjo Vista)	Navy Active	Piti							251	251					

¹ US Locations that do not meet criteria of at least ten (10) Acres AND at least \$10M PRV. US Territories and Non-US Locations that do not meet criteria of at least ten (10) Acres OR at least \$10M PRV.

DEPARTMENT OF DEFENSE - Navy
Base Structure Report - As Of 30 Sept 03

SITE	COMPONENT	NAME NEAREST CITY	PHONE	ZIP CODE	BLDGS OWNED	BLDGS OWNED SQFT	BLDGS LEASED	BLDGS LEASED SQFT	TOTAL ACRES	ACRES OWNED	PRV (\$M)	MIL	CIV	OTHER	TOTAL
FLEHOSPSUPPOFF (Guam)	Navy Active	Barrigada			2	139,700					40.6				
NAS Agana CSO	Caretaker	Agana		96540	277	1,283,196	1	39,400			785.0	33	3	0	36
NAS Agana CSO (Glup 94 BRAC IV)	Caretaker	Agana			14	39,796					19.5				
NAVCOMTELSTA Guam	Navy Active	Finegayan		96537	62	479,078			2,962	2,959	292.6	0	75	0	75
NAVCOMTELSTA Guam (Barrigada)	Navy Active	Barrigada			17	107,707			1,083	1,081	63.1				
NH Guam	Navy Active	Naval Supply Depot		96538	22	424,515			88	88	252.3	525	93	0	618
PWC Guam	Navy Active	Agat		96540	31	255,587			524	395	985.3	0	69	0	69
PWC Guam (Agana)	Navy Active	Agana							1		21.8				
PWC Guam (Apra Heights)	Navy Active	Apra							3		10.0				
PWC Guam (Barrigada)	Navy Active	Barrigada			2	11,682			10		75.0				
PWC Guam (Faa Transm Site)	Navy Active	Barrigada							13	13					
PWC Guam (Harmon)	Navy Active	Dededo							10	8					
PWC Guam (Marboheights)	Navy Active	Mangilao							45	0	1.0				
PWC Guam (NAS Agana)	Navy Active	Agana							22						
PWC Guam (Navmag)	Navy Active	Santa Rita			1	1,344			21	17	397.1				
PWC Guam (NCS Finegayan)	Navy Active	Finegayan							20		90.9				
PWC Guam (Nimitz Hill)	Navy Active	Nimitz Hill							31		11.0				
PWC Guam (Piti)	Navy Active	Piti			9	40,395					186.2				
PWC Guam (Polaris Point)	Navy Active	Apra							11		3.6				
PWC Guam (PWC Administration)	Navy Active	Apra			6	84,451					28.7				
PWC Guam (Sasa Valley)	Navy Active	Piti							12		0.5				
PWC Guam (South Finegayan)	Navy Active	Finegayan									18.9				
PWC Guam (Tanguisson Point)	Navy Active	Dededo							27	27	91.6				
OTHER SITE(S) ¹: 25					9	31,988	1	168	23	4	42.4	0	3	0	3
Guam Total:					2,333	11,005,365	3	39,725	19,822	19,461	6,757.8	4,030	588	0	4,618
Hawaii															
Barbers Point CSO	Caretaker	Barbers Point		96707	116	855,077			1,246	1,121	429.4	63	93	0	156
COMNAVREG Pearl Harbor (Barbers Point)	Navy Active	Barbers Point			159	923,557			945	942	288.6				
FISC Pearl Harbor	Navy Active	Pearl Harbor		96860	35	1,275,262			220	215	496.6	21	266	0	287
FISC Pearl Harbor (P C Peninsula Storage)	Navy Active	Pearl City							27	27	34.3				
FISC Pearl Harbor (Red Hill Area)	Navy Active	Honolulu			5	11,649			243	242	650.2				
NAVMAG Pearl Harbor (Lualualei)	Navy Active	Lualualei			319	891,839			7,468	7,468	416.8	0	15	0	15
NAVMAG Pearl Harbor (Waikale)	Navy Active	Waipahu			141	459,428			516	515	214.0				
NAVMAG Pearl Harbor (West Loch)	Navy Active	Ewa Beach			136	745,022			2,663	2,649	371.6	114	0	0	114
NCTAMS Pac Honolulu	Navy Active	Wahiawa	808-653-5385	96786	76	425,093			707	685	230.7	695	125	0	820
NCTAMS PAC Honolulu (Lualualei)	Navy Active	Lualualei			16	97,253			1,718	1,718	70.7				
NS Pearl Harbor	Navy Active	Pearl Harbor	808-473-3646	96860	324	3,704,723			5,174	5,174	1,334.0	272	6	0	278

¹ US Locations that do not meet criteria of at least ten (10) Acres AND at least \$10M PRV. US Territories and Non-US Locations that do not meet criteria of at least ten (10) Acres OR at least \$10M PRV.

DEPARTMENT OF DEFENSE - Navy

Base Structure Report - As Of 30 Sept 03

SITE	COMPONENT	NAME NEAREST CITY	PHONE	ZIP CODE	BLDGS OWNED	BLDGS OWNED SQFT	BLDGS LEASED	BLDGS LEASED SQFT	TOTAL ACRES	ACRES OWNED	PRV (\$M)	MIL	CIV	OTHER	TOTAL
NS Pearl Harbor (Common Use Road)	Navy Active	Pearl Harbor							19	19	20.2				
NS Pearl Harbor (Ford Island)	Navy Active	Ford Island			70	1,497,123			425	425	718.3				
NS Pearl Harbor (Moanalua)	Navy Active	Pearl Harbor			2	101,966			12	12	27.9				
NS Pearl Harbor (Pearl City)	Navy Active	Pearl City			4	46,856			23	23	28.7				
NS Pearl Harbor (SUBASE)	Navy Active	Pearl Harbor			8	167,776			106	106	49.5				
NSY AND IMF Pearl Harbor	Navy Active	Pearl Harbor		96860	140	3,454,427			290	290	1,557.7	698	4,359	0	5,057
PACMISRANFAC Hawaiian Area	Navy Active	Kekaha		96752	216	536,244			2,061	1,928	343.5	93	70	0	163
PACMISRANFAC Hawaiian Area (Kamokala Ridge)	Navy Active	Kekaha			13	23,582			89		12.3				
PACMISRANFAC Hawaiian Area (Makaha Ridge)	Navy Active	Kokee			9	13,911			245		39.9				
PWC Pearl Harbor	Navy Active	Pearl Harbor		96860	51	339,612			1,151	1,142	108.7	13	1,541	0	1,554
PWC Pearl Harbor (Barbers Point)	Navy Active	Barbers Point			187	1,021,678			126	118	300.1				
PWC Pearl Harbor (Camp Stover)	Navy Active	Wheeler AFB			62	350,502			35	35	68.2				
PWC Pearl Harbor (Doris Miller Park Hsg)	Navy Active	Honolulu			65	393,411			12	12	62.1				
PWC Pearl Harbor (Ford Island)	Navy Active	Ford Island			44	96,228			33	33	50.5				
PWC Pearl Harbor (Halawa Housing)	Navy Active	Halawa Heights			22	117,216			26	21	27.1				
PWC Pearl Harbor (Hickam AFB)	Navy Active	Hickam A F Base							23	23	917.6				
PWC Pearl Harbor (Iroquois Point)	Navy Active	Ewa Beach			775	1,491,693			244	244	262.9				
PWC Pearl Harbor (Manana Housing)	Navy Active	Pearl City			49	125,391			37	35	27.5				
PWC Pearl Harbor (Pearl City Housing)	Navy Active	Pearl City			250	978,614			13	11	184.2				
PWC Pearl Harbor (Puuloa)	Navy Active	Ewa Beach			98	715,429			70	70	132.5				
OTHER SITE(S) ¹ : 93					1,800	6,101,579	4	33,347	3,883	3,859	2,256.1	12,829	1,815	0	14,644
Hawaii Total:					5,192	26,962,141	4	33,347	29,846	29,162	11,732.1	14,798	8,290	0	23,088
Idaho															
NSWC Div Carderock (Bayview ID)	Navy Active	Bayview			12	80,403			22	22	24.6	0	88	0	88
OTHER SITE(S) ¹ : 4					3	3,040	5	47,359	9		8.9	144	0	0	144
Idaho Total:					15	83,443	5	47,359	31	22	33.5	144	88	0	232
Illinois															
NH Great Lakes	Navy Active	Great Lakes		60088	28	1,217,011			85	85	368.4	1,182	447	0	1,629
NTC Great Lakes	Navy Active	Great Lakes			205	9,314,425			1,057	1,039	2,187.9	5,046	592	0	5,638
NTC Great Lakes (Fort Sheridan Housing)	Navy Active	Fort Sheridan			134	683,632			206	206	106.2				
NTC Great Lakes (Glenview Housing)	Navy Active	Glenview			120	727,699			93	93	86.7				

¹ US Locations that do not meet criteria of at least ten (10) Acres AND at least \$10M PRV. US Territories and Non-US Locations that do not meet criteria of at least ten (10) Acres OR at least \$10M PRV.

DEPARTMENT OF DEFENSE - Navy
Base Structure Report - As Of 30 Sept 03

SITE	COMPONENT	NAME NEAREST CITY	PHONE	ZIP CODE	BLDGS OWNED	BLDGS OWNED SQFT	BLDGS LEASED	BLDGS LEASED SQFT	TOTAL ACRES	ACRES OWNED	PRV (\$M)	MIL	CIV	OTHER	TOTAL
NTC Great Lakes (NTC Housing)	Navy Active	Great Lakes			741	3,161,228			528	528	388.5				
PWC Great Lakes	Navy Active	Great Lakes		60088	15	210,138			45	43	473.0	10	698	0	708
OTHER SITE(S) ¹ : 8					32	375,758			32	32	87.3	204	2	0	206
Illinois Total:					1,275	15,689,891	0	0	2,048	2,029	3,698.0	6,442	1,739	0	8,181
Indiana															
NAWC-AD Indianapolis CSO	Caretaker	Indianapolis			46	939,121			70	70	199.9	9	12	0	21
NSWC Crane	Navy Active	Crane		47522	2,381	10,966,385			62,469	62,467	3,316.3	197	3,098	0	3,295
OTHER SITE(S) ¹ : 4					3	7,184	4	68,052	474	471	13.4	403	0	0	403
Indiana Total:					2,430	11,912,690	4	68,052	63,013	63,008	3,529.5	609	3,110	0	3,719
Iowa															
OTHER SITE(S) ¹ : 5					25	110,124	1	8,300	19	4	18.1	183	0	0	183
Iowa Total:					25	110,124	1	8,300	19	4	18.1	183	0	0	183
Kansas															
OTHER SITE(S) ¹ : 1					3	40,462			8	8	6.6	162	0	0	162
Kansas Total:					3	40,462	0	0	8	8	6.6	162	0	0	162
Kentucky															
NSWC Louisville CSO	Caretaker	Louisville		40214	75	1,703,126			152	152	308.4				
OTHER SITE(S) ¹ : 1					5	37,402			5	5	6.1	49	0	0	49
Kentucky Total:					80	1,740,528	0	0	157	157	314.5	49	0	0	49
Louisiana															
NAS JRB New Orleans	Navy Reserve	Belle Chasse	504-678-3253	70143	159	1,494,181			4,901	3,252	475.5	1,799	924	0	2,723
NRC New Orleans	Navy Reserve	New Orleans		70142	5	69,597			13	13	11.8	576	0	0	576
NSA New Orleans	Navy Reserve	New Orleans	504-678-5011	70142	73	945,436			199	188	199.1	697	128	0	825
NSA New Orleans (East Bank)	Navy Reserve	New Orleans			9	1,017,682			26	25	180.4				
OTHER SITE(S) ¹ : 3					19	94,293			13	6	14.8	1,050	0	0	1,050
Louisiana Total:					265	3,621,189	0	0	5,151	3,485	881.7	4,122	1,052	0	5,174
Maine															
NAS Brunswick	Navy Active	Brunswick	207-921-1110	04011	187	1,808,125			3,221	3,181	630.2	3,933	351	0	4,284
NAS Brunswick (McKeen Street)	Navy Active	Brunswick			187	362,494			75	70	37.4				
NAS Brunswick (Topsham)	Navy Active	Topsham			60	295,862			91	91	43.4	1	0	0	1
NAVSECGRUACT Winter Harbor (Corea Maine)	Navy Active	Corea			10	77,963			461	461	70.5				

¹ US Locations that do not meet criteria of at least ten (10) Acres AND at least \$10M PRV. US Territories and Non-US Locations that do not meet criteria of at least ten (10) Acres OR at least \$10M PRV.

DEPARTMENT OF DEFENSE - Navy

Base Structure Report - As Of 30 Sept 03

SITE	COMPONENT	NAME NEAREST CITY	PHONE	ZIP CODE	BLDGS OWNED	BLDGS OWNED SQFT	BLDGS LEASED	BLDGS LEASED SQFT	TOTAL ACRES	ACRES OWNED	PRV (\$M)	MIL	CIV	OTHER	TOTAL
NAVSECGRUACT Winter Harbor (Winter Harbor Maine)	Navy Active	Winter Harbor			41	124,905			24	23	12.5				
NAVSPACT Portsmouth Shipyard	Navy Active	Kittery		06349	209	2,193,607			25	25	565.2	117	595	0	712
NCTS Cutler	Navy Active	Cutler		04626	41	167,255			67	55	29.6	0	81	0	81
NCTS Cutler (HF Area)	Navy Active	Cutler			1	13,120			128	128	12.9				
NCTS Cutler (VLF Area)	Navy Active	Cutler			10	67,479			2,805	2,805	81.2				
NSY Portsmouth	Navy Active	Kittery		03801	47	1,770,001			273	273	505.5	35	4,160	0	4,195
OTHER SITE(S) ¹: 12					32	55,260			12,483	12,474	27.3	52	0	0	52
Maine Total:					825	6,936,071	0	0	19,653	19,586	2,015.7	4,138	5,187	0	9,325
Maryland															
COMNAVDIST Washington DC (Navy Air Facility)	Navy Active	Andrews AFB			25	580,592	5	40,884	119	119	159.2	965	34	0	999
COMNAVDIST Washington DC (Oni Washington)	Navy Active	Suitland			6	611,927			42		107.3	1,345	1,519	0	2,864
COMNAVDIST Washington DC (Solomons Island)	Navy Active	Solomons			125	260,863			295	295	72.8				
NATNAVMEDCEN Bethesda	Navy Active	Bethesda	301-295-1110		62	2,956,151			239	239	681.7	3,540	1,928	0	5,468
NAVMEDCLINIC Annapolis	Navy Active	Annapolis	410-293-2061	21402	7	123,044			17	17	30.8	63	37	0	100
NAWC Patuxent	Navy Active	Patuxent River	301-342-3000	20670	769	7,081,828			6,398	6,398	2,203.7	3,491	6,810	1	10,302
NAWC Patuxent (Glenn Forest)	Navy Active	Lexington Park			60	448,964			139	139	43.4				
NAWC Patuxent (Webster Field)	Navy Active	Saint Inigoes			62	535,239			968	852	195.3	12	0	0	12
NRL Washington DC (Blossom Point MD)	Navy Active	La Plata			18	45,792			306	306	17.1				
NRL Washington DC (Chesapeake Bay Detach)	Navy Active	Chesapeake Beach			42	171,494			157	157	68.9				
NSWC Carderock CSO	Caretaker	Annapolis		20817	81	594,447			90	90	146.9				
NSWC DIV Carderock	Navy Active	Bethesda			74	1,836,469			186	186	358.6	12	1,634	0	1,646
NSWC DIV Indian Head	Navy Active	Indian Head		20640	1,009	2,992,526			1,961	1,961	976.5	263	2,000	0	2,263
NSWC Div Indian Head (Stump Neck Area)	Navy Active	Indian Head			85	273,296			1,087	1,087	83.8				
NSWC Div Indian Head (White Plains RR)	Navy Active	Indian Head							165	165	23.3				
USNA Annapolis	Navy Active	Annapolis	410-293-1000	21402	146	4,899,990			338	338	1,061.6	980	1,259	0	2,239
USNA Annapolis (Gambrills Md)	Navy Active	Annapolis			51	111,984			856	856	20.2				
USNA Annapolis (Navacad North Severn)	Navy Active	Annapolis			31	213,188			527	527	57.0				
USNA Annapolis (Naval Station)	Navy Active	Annapolis			115	674,539			278	278	150.1				
OTHER SITE(S) ¹: 38					135	502,612	2	41,164	6,986	6,956	178.2	298	0	0	298
Maryland Total:					2,903	24,914,945	7	82,048	21,157	20,968	6,636.4	10,969	15,221	1	26,191

¹ US Locations that do not meet criteria of at least ten (10) Acres AND at least \$10M PRV. US Territories and Non-US Locations that do not meet criteria of at least ten (10) Acres OR at least \$10M PRV.

DEPARTMENT OF DEFENSE - Navy
Base Structure Report - As Of 30 Sept 03

SITE	COMPONENT	NAME NEAREST CITY	PHONE	ZIP CODE	BLDGS OWNED	BLDGS OWNED SQFT	BLDGS LEASED	BLDGS LEASED SQFT	TOTAL ACRES	ACRES OWNED	PRV (\$M)	MIL	CIV	OTHER	TOTAL
Massachusetts															
NAS South Weymouth CSO	Caretaker	Weymouth		02190	135	947,873			1,518	1,444	370.4	3	0	0	3
NAS South Weymouth CSO (Squantum Housing)	Caretaker	Weymouth			37	107,696			28	28	10.5				
NAVPRO Pittsfield	Navy Active	Pittsfield			7	827,949			30	30	170.6	5	18	0	23
NWIRP Bedford	Navy Active	Bedford		01730	7	274,723			79	79	93.9	1	0	0	1
OTHER SITE(S) ¹: 9					12	175,623	2	29,290	731	686	46.7	896	111	0	1,007
Massachusetts Total:					198	2,333,864	2	29,290	2,385	2,267	692.2	905	129	0	1,034
Michigan															
NMCRRC FTCSTR Battle Creek	Navy Reserve	Battle Creek		49015	7	60,024			168	31	11.5	316	0	0	316
OTHER SITE(S) ¹: 8					18	178,953	6	122,317	909	10	55.5	1,672	14	0	1,686
Michigan Total:					25	238,977	6	122,317	1,077	41	67.0	1,988	14	0	2,002
Minnesota															
NARC Minneapolis	Navy Reserve	Minneapolis		55450	8	131,982			12	12	36.5	240	12	0	252
NIROP Minneapolis	Navy Active	Fridley		55450	6	1,733,277			88	83	336.9				
OTHER SITE(S) ¹: 3					16	79,412	2	3,120	105	12	17.9	13	0	0	13
Minnesota Total:					30	1,944,671	2	3,120	205	107	391.3	253	12	0	265
Mississippi															
CBC Gulfport	Navy Active	Gulfport	228-871-2555	39501	279	4,172,951			1,169	1,098	621.7	4,483	432	0	4,915
NAS Meridian	Navy Active	Meridian	601-679-2211	39309	499	2,276,509	1	30,776	8,068	8,061	579.2	601	264	0	865
NAS Meridian (OLF Bravo)	Navy Active	Preston			3	5,678			1,473	1,255	32.3				
NS Pascagoula	Navy Active	Pascagoula	228-761-2140	39567	38	254,969	1	1,638	529	529	64.7	2,522	421	0	2,943
NS Pascagoula (Supshp)	Navy Active	Pascagoula			6	191,344			33	33	29.0				
OTHER SITE(S) ¹: 12					18	35,492	39	825,526	5,294	2,946	127.6	470	1,062	0	1,532
Mississippi Total:					843	6,936,943	41	857,940	16,566	13,921	1,454.6	8,076	2,179	0	10,255
Missouri															
OTHER SITE(S) ¹: 4					17	170,988			39	24	30.1	1,820	0	0	1,820
Missouri Total:					17	170,988	0	0	39	24	30.1	1,820	0	0	1,820
Montana															
OTHER SITE(S) ¹: 2					3	21,481	1	17,000	6	5	7.4	127	0	0	127
Montana Total:					3	21,481	1	17,000	6	5	7.4	127	0	0	127
Nebraska															

¹ US Locations that do not meet criteria of at least ten (10) Acres AND at least \$10M PRV. US Territories and Non-US Locations that do not meet criteria of at least ten (10) Acres OR at least \$10M PRV.

DEPARTMENT OF DEFENSE - Navy
Base Structure Report - As Of 30 Sept 03

SITE	COMPONENT	NAME NEAREST CITY	PHONE	ZIP CODE	BLDGS OWNED	BLDGS OWNED SQFT	BLDGS LEASED	BLDGS LEASED SQFT	TOTAL ACRES	ACRES OWNED	PRV (\$M)	MIL	CIV	OTHER	TOTAL
OTHER SITE(S) ¹ : 2					3	40,397	1	17,724	12	7	10.1	227	14	0	241
Nebraska Total:					3	40,397	1	17,724	12	7	10.1	227	14	0	241
<u>Nevada</u>															
NAS Fallon	Navy Active	Fallon	775-426-5161	89406	495	2,262,824	1	8	7,897	7,890	987.7	1,351	243	0	1,594
NAS Fallon (EW Range Fac)	Navy Active	Fallon			8	33,476			9,628	9,628	43.4				
NAS Fallon (Target B-16)	Navy Active	Fallon							22,087	22,080	18.8				
NAS Fallon (Target B-17)	Navy Active	Fallon							21,440	21,400	12.0				
NAS Fallon (Target B-20)	Navy Active	Fallon							41,006	41,006	23.8				
NUSWC Div Keyport (Hawthorne Nevada AAD)	Navy Active	Hawthorne					37	337,796	15	15	84.7				
OTHER SITE(S) ¹ : 12					2	34,118	9	45,378	17,350	17,337	26.2	328	0	0	328
Nevada Total:					505	2,330,418	47	383,182	119,421	119,355	1,196.6	1,679	243	0	1,922
<u>New Hampshire</u>															
OTHER SITE(S) ¹ : 1					1	75,262			4	4	18.3	672	48	0	720
New Hampshire Total:					1	75,262	0	0	4	4	18.3	672	48	0	720
<u>New Jersey</u>															
NAES Lakehurst	Navy Active	Lakehurst	732-323-2011	08733	180	2,648,344			7,409	7,409	898.1	1,101	1,615	0	2,716
NAES Lakehurst (Pinehurst Estates)	Navy Active	Lakehurst			42	204,145			21	21	23.0				
NAWCACDIV Trenton CSO	Caretaker	Trenton		08628	27	556,524			69	66	176.9				
NRC Fort Dix	Navy Reserve	Fort Dix		08640	11	100,837			14	14	20.3	1,166	0	0	1,166
NWS Earle	Navy Active	Colts Neck		07722	435	1,978,182	50	346,710	11,146	11,146	868.0	585	195	0	780
NWS Earle (Waterfront Earle)	Navy Active	Colts Neck			28	163,587			705	705	260.4				
OTHER SITE(S) ¹ : 8					34	313,257			28	16	111.8	280	2,291	0	2,571
New Jersey Total:					757	5,964,876	50	346,710	19,392	19,377	2,358.5	3,132	4,101	0	7,233
<u>New Mexico</u>															
NSWC Div Port Hueneme (White Sands)	Navy Active	White Sands Msl Rge			41	192,492	1	4,224	85	85	53.5	43	0	0	43
OTHER SITE(S) ¹ : 2					25	3,836			203	0	2.5				
New Mexico Total:					66	196,328	1	4,224	288	85	55.9	43	0	0	43
<u>New York</u>															
NAVSUBASE New London (Mitchel Field NY)	Navy Active	Hempstead			86	441,472			45	45	55.5				
NAVSUBASE New London (Mitchel Manor 1 NY)	Navy Active	Hempstead			18	225,398			12	12	21.4				

¹ US Locations that do not meet criteria of at least ten (10) Acres AND at least \$10M PRV. US Territories and Non-US Locations that do not meet criteria of at least ten (10) Acres OR at least \$10M PRV.

DEPARTMENT OF DEFENSE - Navy
Base Structure Report - As Of 30 Sept 03

SITE	COMPONENT	NAME NEAREST CITY	PHONE	ZIP CODE	BLDGS OWNED	BLDGS OWNED SQFT	BLDGS LEASED	BLDGS LEASED SQFT	TOTAL ACRES	ACRES OWNED	PRV (\$M)	MIL	CIV	OTHER	TOTAL
NAVSUBASE New London (Mitchel Manor 2 NY)	Navy Active	Hempstead			14	212,878			37	37	35.1				
NAVSUPPU Saratoga Springs	Navy Active	Saratoga Springs		12302	61	470,756			93	93	58.4	65	23	0	88
NMCRB Brooklyn	Navy Reserve	New York-Kings		11234	3	105,826			185	185	32.0	916	0	0	916
NS Brooklyn CSO	Caretaker	New York-Kings		11251	41	688,963			45	45	137.7	409	0	0	409
NS Staten Island CSO	Caretaker	New York-Kings		10304	104	820,664			213	213	152.3	4	0	0	4
NUSWC Div Newport (Fishers Island NY)	Navy Active	Fishers Island			7	46,214	1	168	78	70	14.1				
NWIRP Bethpage	Navy Active	Bethpage		11714	26	1,808,541			137	137	323.7	3	0	0	3
NWIRP Calverton	Navy Active	Calverton		11933	52	809,618			6,048	6,048	278.3				
OTHER SITE(S) ¹: 15					23	267,964	1	17,500	95	83	60.8	1,011	11	0	1,022
New York Total:					435	5,898,294	2	17,668	6,988	6,968	1,169.1	2,408	34	0	2,442
North Carolina															
NH Camp Lejeune	Navy Active	Camp Lejeune		28542	10	353,715	1	8,000	167	167	97.7	3,092	419	0	3,511
NS Norfolk (Harvey Pt NC)	Navy Active	Hertford			10	36,294			1,414	1,414	40.1				
OTHER SITE(S) ¹: 13					10	388,768	1	637	178	85	102.2	1,223	146	0	1,369
North Carolina Total:					30	778,777	2	8,637	1,758	1,665	240.0	4,315	565	0	4,880
North Dakota															
OTHER SITE(S) ¹: 1							1	22,816			3.5	16	0	0	16
North Dakota Total:					0	0	1	22,816	0	0	3.5	16	0	0	16
Northern Mariana Islands															
COMNAV/MARIANAS Guam (Farrallon De Medinilla)	Navy Active	Saipan Mariana Isl							206						
COMNAV/MARIANAS Guam (Saipan)	Navy Active	Saipan Mariana Isl							177						
COMNAV/MARIANAS Guam (Tinian)	Navy Active	Tinian Mariana Isl							16,554						
Northern Mariana Islands Total:					0	0	0	0	16,937	0	0.0	0	0	0	0
Ohio															
NARC Columbus	Navy Reserve	Columbus		43217	9	77,731			24	24	14.7	413	15	0	428
NTC Great Lakes (Bratenahl)	Navy Active	Cleveland			9	76,780			31	27	18.7				
OTHER SITE(S) ¹: 7					19	317,882			38	24	53.5	1,304	25	0	1,329
Ohio Total:					37	472,393	0	0	93	75	87.0	1,717	40	0	1,757
Oklahoma															
NMCRB Tulsa	Navy Reserve	Broken Arrow		74012	2	63,644			11	11	10.5	265	0	0	265

¹ US Locations that do not meet criteria of at least ten (10) Acres AND at least \$10M PRV. US Territories and Non-US Locations that do not meet criteria of at least ten (10) Acres OR at least \$10M PRV.

DEPARTMENT OF DEFENSE - Navy
Base Structure Report - As Of 30 Sept 03

SITE	COMPONENT	NAME NEAREST CITY	PHONE	ZIP CODE	BLDGS OWNED	BLDGS OWNED SQFT	BLDGS LEASED	BLDGS LEASED SQFT	TOTAL ACRES	ACRES OWNED	PRV (\$M)	MIL	CIV	OTHER	TOTAL
Oklahoma Total:					2	63,644	0	0	11	11	10.5	265	0	0	265
Oregon															
NAS Whidbey Island (Navwpnsystrafac Brdman)	Navy Active	Boardman			8	56,280			62,871	47,432	31.9				
NMCRRC Portland	Navy Reserve	Portland			3	62,812			14	14	14.8	766	15	0	781
OTHER SITE(S) ¹ : 3					5	36,204	6	20,245	49	2	12.6	24	0	0	24
Oregon Total:					16	155,296	6	20,245	62,934	47,449	59.3	790	15	0	805
Pennsylvania															
NAS Willow Grove	Navy Reserve	Willow Grove	215-443-1000	19090	91	1,020,216			967	884	385.4	2,571	76	0	2,647
NAVSUPPACT Mechanicsburg	Navy Active	Mechanicsburg		17055	133	9,309,188			857	844	1,026.7	236	5,068	0	5,304
NAVSUPPACT Mechanicsburg (NSA Philadelphia PA)	Navy Active	Philadelphia			42	2,240,838			134	134	410.2	0	36	0	36
NAWC-AD Warminster CSO	Caretaker	Warminster		18974	48	1,383,513			542	461	374.3				
NH Philadelphia CSO	Caretaker	Philadelphia		19111	49	687,536			49	49	182.9				
NMCRRC Pittsburgh	Navy Reserve	Pittsburgh		15137	2	72,580			13	13	13.1	450	14	0	464
NSWC SHIPSYSENGSTA	Navy Active	Philadelphia		19112	40	1,671,194			271	271	448.2	10	1,593	0	1,603
OTHER SITE(S) ¹ : 19					92	1,466,834	1	10,568	38	37	618.3	1,046	566	0	1,612
Pennsylvania Total:					497	17,851,899	1	10,568	2,870	2,691	3,459.2	4,313	7,353	0	11,666
Puerto Rico															
NAVCOMTELSTA Roosevelt Roads (Isabela Puerto Rico)	Navy Active	Ponce			6	30,097			413	413	17.3				
NAVCOMTELSTA Roosevelt Roads (Lf Tran Site Aguada)	Navy Active	Ponce			3	14,578			388	388	8.0				
NAVCOMTELSTA Roosevelt Roads (Salinas Receiver Site)	Navy Active	Salinas Salinas			3	7,379			249	249	3.8				
NAVSECGRUACT Sabana Seca	Navy Active	Sabana Seca Manati		34053	162	454,170			2,927	2,562	171.5	22	17	0	39
NS Roosevelt Roads	Navy Active	Roosevelt San Juan			1,086	4,103,240	1	52,255	8,209	8,034	1,541.3	1,011	274	2	1,287
NS Roosevelt Roads (Cabeza De Perro)	Navy Active	Naguabo							29	29					
NS Roosevelt Roads (Camp Garcia/Vieques)	Navy Active	Roosevelt Ros Naval			22	40,361					99.2				
NS Roosevelt Roads (Flamingo Pt/Culebra)	Navy Active	Roosevelt Ros Naval			4	6,019			79	73	1.5				
NS Roosevelt Roads (Pico Del Este-AFWTF)	Navy Active	Roosevelt Ros Naval			3	5,339			76	76	24.7				
NS Roosevelt Roads (Pineros Island)	Navy Active	Roosevelt Ros Naval							325	325					
NS Roosevelt Roads (Ramey AFB West Annex)	Navy Active	Roosevelt Ros Naval			2	102,732			7	5	12.8				

¹ US Locations that do not meet criteria of at least ten (10) Acres AND at least \$10M PRV. US Territories and Non-US Locations that do not meet criteria of at least ten (10) Acres OR at least \$10M PRV.

DEPARTMENT OF DEFENSE - Navy
Base Structure Report - As Of 30 Sept 03

SITE	COMPONENT	NAME NEAREST CITY	PHONE	ZIP CODE	BLDGS OWNED	BLDGS OWNED SQFT	BLDGS LEASED	BLDGS LEASED SQFT	TOTAL ACRES	ACRES OWNED	PRV (\$M)	MIL	CIV	OTHER	TOTAL
NS Roosevelt Roads (Seabee Camp)	Navy Active	Ceiba Ceiba			55	342,817			57	57	87.0				
NS Roosevelt Roads (Vieques East)	Navy Active	Roosevelt Ros Naval			6	12,819			14,121	14,121	13.2				
NS Roosevelt Roads (Vieques West)	Navy Active	Vieques Vieques			2	7,539			427	105	5.6				
OTHER SITE(S) ¹ : 6					14	32,208			24	12	11.6	112	12	0	124
Puerto Rico Total:					1,368	5,159,298	1	52,255	27,333	26,449	1,997.5	1,145	303	2	1,450
<u>Rhode Island</u>															
CBC Davisville CSO	Caretaker	Davisville		02854	144	2,524,374			910	910	506.0				
NAVAMBCARECEN Newport	Navy Active	Newport		02841	16	414,536			41	41	82.9	278	121	0	399
NS Newport	Navy Active	Newport	401-841-2311	02841	144	3,069,496			1,349	1,344	851.6	1,018	612	0	1,630
NS Newport (Fort Adams RI)	Navy Active	Newport			34	258,568			25	25	30.5				
NS Newport (Melville)	Navy Active	Newport			24	67,220			24		168.7				
NS Newport (NMCRC Providence RI)	Navy Reserve	Providence			2	68,222			20	20	11.7	356	0	0	356
NUSWC DIV Newport	Navy Active	Middletown			70	1,497,232			60		384.6	53	2,751	0	2,804
OTHER SITE(S) ¹ : 13					532	2,552,262	1	10,989	13	13	343.9	909	347	0	1,256
Rhode Island Total:					966	10,451,910	1	10,989	2,441	2,353	2,379.7	2,614	3,831	0	6,445
<u>South Carolina</u>															
NH Beaufort	Navy Active	Beaufort	843-525-5600	29902	19	451,207	1	64	127	122	144.0	482	190	0	672
NH Charleston	Navy Active	Charleston	843-743-7000	29405	3	399,836			24	24	107.9	456	208	0	664
NSY Charleston CSO	Caretaker	North Charleston		29408	141	3,002,842			1,012	1,011	876.3	595	0	0	595
NWS Charleston	Navy Active	Goose Creek	843-764-7901	29445	1,127	6,099,878			16,238	15,117	968.2	1,934	320	0	2,254
NWS Charleston (Old Army Depot)	Navy Active	Goose Creek			70	985,907			913	893	292.7				
NWS Charleston (Short Stay)	Navy Active	Moncks Corner			44	56,964			57		15.9				
SPAWARSYSCEN Charleston (North Yard)	Navy Active	North Charleston			10	278,428			21	21	38.7				
OTHER SITE(S) ¹ : 19					477	4,432,787	1	32,000	28	25	1,006.8	295	3,108	0	3,403
South Carolina Total:					1,891	15,707,849	2	32,064	18,419	17,212	3,450.4	3,762	3,826	0	7,588
<u>South Dakota</u>															
OTHER SITE(S) ¹ : 1					1	624	1	16,488	1	1	2.5	12	0	0	12
South Dakota Total:					1	624	1	16,488	1	1	2.5	12	0	0	12
<u>Tennessee</u>															
NAVSUPPACT MIDSOUTH Memphis	Navy Active	Millington	901-874-5111	38054	576	3,725,789			1,977	1,584	782.6	1,677	334	0	2,011
NSWC Div Carderock (Memphis TN)	Navy Active	Memphis			4	476,622			147	61	75.8	0	18	0	18

¹ US Locations that do not meet criteria of at least ten (10) Acres AND at least \$10M PRV. US Territories and Non-US Locations that do not meet criteria of at least ten (10) Acres OR at least \$10M PRV.

DEPARTMENT OF DEFENSE - Navy
Base Structure Report - As Of 30 Sept 03

SITE	COMPONENT	NAME NEAREST CITY	PHONE	ZIP CODE	BLDGS OWNED	BLDGS OWNED SQFT	BLDGS LEASED	BLDGS LEASED SQFT	TOTAL ACRES	ACRES OWNED	PRV (\$M)	MIL	CIV	OTHER	TOTAL
OTHER SITE(S) ¹ : 3					7	115,978			22	11	17.5	606	12	0	618
Tennessee Total:					587	4,318,389	0	0	2,146	1,655	875.9	2,283	364	0	2,647
Texas															
NAS Corpus Christi	Navy Active	Corpus Christi	361-961-2811	78419	209	4,998,640			2,598	2,201	1,305.9	1,930	492	0	2,422
NAS Corpus Christi (ALF Cabaniss)	Navy Active	Corpus Christi			1	1,920			953	911	55.8				
NAS Corpus Christi (ALF Waldron)	Navy Active	Corpus Christi			1	2,400			903	849	62.4				
NAS Dallas CSO	Caretaker	Dallas		75211	70	561,620	3	10,836	732	51	253.9	0	47	0	47
NAS JRB Fort Worth	Navy Reserve	Fort Worth	817-782-5000	76127	262	2,670,400			70		747.6	3,969	234	0	4,203
NAS Kingsville	Navy Active	Kingsville	361-516-6136	78363	112	1,132,418			3,989	3,229	480.9	437	183	0	620
NAS Kingsville (ALF Orange)	Navy Active	Orange Grove			7	11,031			1,596	1,373	68.9	37	0	0	37
NAS Kingsville (Dixie Target Range)	Navy Active	Tilden			10	21,499			7,825	6,761	33.6				
NH Corpus Christi	Navy Active	Corpus Christi		78419	5	231,390			32	32	66.3	223	101	0	324
NS Ingleside	Navy Active	Ingleside	361-776-4200	78362	72	695,891	4	7,646	915	913	212.7	2,388	173	0	2,561
NWIRP Dallas	Navy Active	Dallas			79	4,469,618			315	315	835.7	13	0	0	13
NWIRP McGregor	Navy Active	Mcgregor		79916	200	834,261			4,366	4,331	209.8				
OTHER SITE(S) ¹ : 16					53	422,806	1	13,065	4,592	493	70.2	2,083	24	0	2,107
Texas Total:					1,081	16,053,894	8	31,547	28,884	21,459	4,404.0	11,080	1,254	0	12,334
Utah															
Navpmosp Sunnyvale (Det Magna Utah)	Navy Active	Magna			97	452,411	7	83,140	522	518	144.7				
OTHER SITE(S) ¹ : 1					3	44,260			3	3	8.2	347	0	0	347
Utah Total:					100	496,671	7	83,140	525	521	153.0	347	0	0	347
Vermont															
OTHER SITE(S) ¹ : 1					1	19,616			5	5	3.5	8	0	0	8
Vermont Total:					1	19,616	0	0	5	5	3.5	8	0	0	8
Virgin Islands															
NS Roosevelt Roads (3D Utr/St Croix-AFWTF)	Navy Active	Frederiksted			5	21,512			14	14	27.5				
NS Roosevelt Roads (Crown Mt/St Thom-AFWTF)	Navy Active	Charlotte Amalie			8	19,247			27	27	5.7				
NS Roosevelt Roads (S G Hill/St Crox-AFWTF)	Navy Active	Frederiksted			5	5,214			11	11	8.1				
Virgin Islands Total:					18	45,973	0	0	51	51	41.3	0	0	0	0
Virginia															
AFEXPTRAACT Camp Peary	Navy Active	Williamsburg		23185	23	121,166			9,276	9,271	20.0	351	0	0	351

¹ US Locations that do not meet criteria of at least ten (10) Acres AND at least \$10M PRV. US Territories and Non-US Locations that do not meet criteria of at least ten (10) Acres OR at least \$10M PRV.

DEPARTMENT OF DEFENSE - Navy
Base Structure Report - As Of 30 Sept 03

SITE	COMPONENT	NAME NEAREST CITY	PHONE	ZIP CODE	BLDGS OWNED	BLDGS OWNED SQFT	BLDGS LEASED	BLDGS LEASED SQFT	TOTAL ACRES	ACRES OWNED	PRV (\$M)	MIL	CIV	OTHER	TOTAL
COMNAVDIST Washington DC (Arlington Service Ctr)	Navy Active	Arlington			14	281,951			30	30	50.5	0	681	0	681
COMNAVREG MIDLANT	Navy Active	Norfolk		23508	4	238,261			399	398	38.7	95	5,431	1	5,527
COMNAVREG Midlant (CLF Norfolk NSY)	Navy Active	Portsmouth			61	2,369,571			277	264	369.2				
COMNAVREG Midlant (South Gate)	Navy Active	Portsmouth			7	162,991			63	63	24.4				
FISC Norfolk (Crane Island)	Navy Active	Portsmouth			31	152,222			919	917	337.3				
NAS Oceana	Navy Active	Virginia Beach	757-444-2366	23460	317	3,816,001			4,374	4,167	981.6	8,914	490	0	9,404
NAS Oceana (ALF Fentress Chesapke)	Navy Active	Virginia Beach			8	17,580			6,168	4,711	53.5				
NAS Oceana (Dam Neck)	Navy Active	Virginia Beach			129	2,603,175			1,486	1,486	482.0	2,398	523	0	2,921
NAVMEDCEN Portsmouth	Navy Active	Portsmouth	757-953-5000	23708	29	1,299,784			111	111	319.6	3,550	1,250	0	4,800
NAVPHIBASE Little Creek	Navy Active	Norfolk	757-444-0000	23521	397	4,080,130	1	5,045	2,270	2,263	864.2	9,272	1,002	0	10,274
NAVPHIBASE Little Creek (Fort Story)	Navy Active	Norfolk			5	58,514	1	200	35	35	11.9				
NAVSUPPACT Norfolk	Navy Active	Norfolk			481	3,280,944			622	622	453.0	262	374	0	636
NAVSUPPACT Norfolk (Lafayette River Annex)	Navy Active	Norfolk			5	216,083			20	20	33.7				
NAVSUPPACT Norfolk (Northwest Chesapke VA)	Navy Active	Chesapeake			158	726,044			3,159	2,801	190.4	44	0	0	44
NS Norfolk	Navy Active	Norfolk	757-444-0000	23505	615	16,122,445			2,853	2,831	2,886.6	62,099	680	0	62,779
NS Norfolk (Elizabeth Rvr Channel)	Navy Active	Norfolk			4	15,276			11	11	12.8				
NS Norfolk (St.Helena Norfolk)	Navy Active	Norfolk							12	12	19.6				
NS Norfolk (St.Juliens Creek Annex)	Navy Active	Chesapeake			121	995,878			515	514	169.3				
NSWC DIV Dahlgren	Navy Active	Dahlgren	540-653-8531	22448	554	3,096,320			2,677	2,677	750.5	710	3,826	0	4,536
NSY Norfolk	Navy Active	Portsmouth	757-396-3000	23709	53	3,355,884			308	308	969.7	1,057	8,316	0	9,373
PWC Norfolk (Stanley Court/NNSY)	Navy Active	Norfolk			80	161,865			16	16	15.9				
PWC Norfolk (Wadsworth Housing Trac)	Navy Active	Norfolk			89	891,932			54	54	80.0				
Surface Combat Systems Center	Navy Active	Wallops Island		23337	84	335,527			73	73	80.8	128	40	0	168
WPNSUPPFAC Yorktown	Navy Active	Yorktown		23691	700	3,943,650			10,637	10,635	938.2	556	344	0	900
WPNSUPPFAC Yorktown (Cheatham Annex)	Navy Active	Williamsburg			168	2,970,682			2,360	2,358	343.0				
WPNSUPPFAC Yorktown (Yorktown Fuel Depot)	Navy Active	Yorktown			40	11,560			111	111	98.7				
OTHER SITE(S) ¹ : 89					1,138	6,064,323	195	1,481,456	10,405	3,692	2,957.9	2,579	3,408	0	5,987
		Virginia Total:			5,315	57,389,759	197	1,486,701	59,242	50,450	13,552.9	92,015	26,365	1	118,381
Washington															
FISC Puget Sound Bremerton	Navy Active	Bremerton	360-476-3711	98314	10	957,752			29	29	134.8	13	318	0	331
FISC Puget Sound Bremerton (Manchester Wash)	Navy Active	Manchester			21	80,100			234	234	372.8				
NAS Whidbey Island	Navy Active	Whidbey Island NAS	360-257-2211	98278	268	3,365,574			4,362	4,210	1,278.0	8,878	300	0	9,178

¹ US Locations that do not meet criteria of at least ten (10) Acres AND at least \$10M PRV. US Territories and Non-US Locations that do not meet criteria of at least ten (10) Acres OR at least \$10M PRV.

DEPARTMENT OF DEFENSE - Navy
Base Structure Report - As Of 30 Sept 03

SITE	COMPONENT	NAME NEAREST CITY	PHONE	ZIP CODE	BLDGS OWNED	BLDGS OWNED SQFT	BLDGS LEASED	BLDGS LEASED SQFT	TOTAL ACRES	ACRES OWNED	PRV (\$M)	MIL	CIV	OTHER	TOTAL
NAS Whidbey Island (OLF Coupeville)	Navy Active	Coupeville			6	8,228			1,014	664	24.1				
NAS Whidbey Island (Sea Plane Base)	Navy Active	Oak Harbor			865	2,567,238			2,785	2,772	383.9				
NAVMAG Indian Island	Navy Active	Port Townsend		98339	177	510,873			2,716	2,716	208.4	1	56	0	57
NAVRADSTA /T/ Jim Creek	Navy Active	Oso		98223	35	132,613			4,901	4,797	126.5	4	0	0	4
NH Bremerton	Navy Active	Bremerton	360-475-4000	98312	19	379,084			49	49	139.0	1,055	377	0	1,432
NMCRRC Spokane	Navy Reserve	Spokane		99205	11	67,532			23	23	13.0	284	0	0	284
NS Bremerton	Navy Active	Bremerton		98314	89	1,497,845	1	16,170	339	333	688.0	593	9,317	0	9,910
NS Everett	Navy Active	Everett	425-304-3000	98207	41	685,213			209	209	351.0	5,735	8	0	5,743
NS Everett (Fort Lawton Magnolia)	Navy Active	Seattle			62	166,349			33	33	17.8				
NS Everett (Marysville WA)	Navy Active	Marysville			11	276,014			52	52	60.8				
NS Everett (Pacific Beach)	Navy Active	Pacific Beach			44	194,959			53	53	40.9				
NS Puget Sound CSO	Caretaker	Seattle			51	1,556,957	1	12,450	157	152	286.2	0	84	0	84
NSY Puget Sound	Navy Active	Bremerton		98314	106	3,859,560			541	541	1,649.0	4,994	2	0	4,996
NSY Puget Sound (Bremerton R R)	Navy Active	Bremerton							655	654	32.3				
NUSWC DIV Keyport	Navy Active	Keyport		98345	135	1,329,515			338	336	391.5	204	1,516	0	1,720
NUSWC Div Keyport (Undersea Warfare Annex)	Navy Active	Keyport			142	778,287			1,071	1,058	220.7				
SUBASE Bangor	Navy Active	Bangor	360-396-4840	98315	514	3,931,124			6,130	6,127	1,260.8	313	5	0	318
OTHER SITE(S) ¹: 49					482	3,493,907	12	141,994	1,616	1,606	1,097.2	6,391	2,295	0	8,686
Washington Total:					3,089	25,838,724	14	170,614	27,306	26,646	8,776.7	28,465	14,278	0	42,743
West Virginia															
Allegany Ballistics Lab	Navy Active	Keyser			143	913,412			1,785	1,639	295.8				
NAVSECGRUACT Sugar Grove	Navy Active	Sugar Grove		26815	92	376,746			647	592	127.2	233	79	0	312
OTHER SITE(S) ¹: 2					4	57,315			11	11	13.0	208	0	0	208
West Virginia Total:					239	1,347,473	0	0	2,442	2,242	436.0	441	79	0	520
Wisconsin															
NCTAMS LANT Norfolk (NRTF Clam Lake WI)	Navy Active	Ashland			7	28,251			127	127	21.1	0	3	0	3
OTHER SITE(S) ¹: 4					8	181,343			27	19	33.2	622	0	0	622
Wisconsin Total:					15	209,594	0	0	154	146	54.4	622	3	0	625
Wyoming															
OTHER SITE(S) ¹: 1					2	12,471			2	2	2.3	44	0	0	44
Wyoming Total:					2	12,471	0	0	2	2	2.3	44	0	0	44

¹ US Locations that do not meet criteria of at least ten (10) Acres AND at least \$10M PRV. US Territories and Non-US Locations that do not meet criteria of at least ten (10) Acres OR at least \$10M PRV.

DEPARTMENT OF DEFENSE - Navy
Base Structure Report - As Of 30 Sept 03

SITE	COMPONENT	NAME NEAREST CITY	PHONE	ZIP CODE	BLDGS OWNED	BLDGS OWNED SQFT	BLDGS LEASED	BLDGS LEASED SQFT	TOTAL ACRES	ACRES OWNED	PRV (\$M)	MIL	CIV	OTHER	TOTAL
US/US Territories:					55,658	473,657,601	918	6,670,783	2,074,532	1,979,702	139,278.4	367,901	161,093	24	529,018

¹ US Locations that do not meet criteria of at least ten (10) Acres AND at least \$10M PRV. US Territories and Non-US Locations that do not meet criteria of at least ten (10) Acres OR at least \$10M PRV.

DEPARTMENT OF DEFENSE - Navy
Base Structure Report - As Of 30 Sept 03

SITE	COMPONENT	NAME NEAREST CITY	PHONE	ZIP CODE	BLDGS OWNED	BLDGS OWNED SQFT	BLDGS LEASED	BLDGS LEASED SQFT	TOTAL ACRES	ACRES OWNED	PRV (\$M)	MIL	CIV	OTHER	TOTAL
Australia															
NAVCOMMSTA H E Holt Exmouth	Navy Active	Northwest Cape							18,093		24.5				
NAVCOMMSTA H E Holt Exmouth (Area A-VLF)	Navy Active	Exmouth			7	52,046					154.3				
NAVCOMMSTA H E Holt Exmouth (Area B-Base)	Navy Active	Exmouth			61	330,337					111.0				
NAVCOMMSTA H E Holt Exmouth (Hft Area)	Navy Active	Exmouth			2	30,095					13.9				
OTHER SITE(S) ¹ : 3					8	17,253					12.2				
Australia Total:					78	429,731	0	0	18,093	0	315.9	0	0	0	0
Bahamas															
NUSWC DET Autec Andros	Navy Active	Andros Island		34058	2	67,332					19.8	58	0	0	58
NUSWC Det Autec Andros (Autec) (Main Base)	Navy Active	Andros Island			102	470,907			539		265.5				
OTHER SITE(S) ¹ : 5					28	25,234					29.5				
Bahamas Total:					132	563,473	0	0	539	0	314.9	58	0	0	58
Bahrain															
NAVSUPPACT Bahrain	Navy Active	Bahrain Island			180	770,621	3	3,828	66		205.0	3,358	259	0	3,617
NAVSUPPACT Bahrain (Aviation Unit Muharraq)	Navy Active	Manama			16	25,454	2	67,350			24.6				
NAVSUPPACT Bahrain (Banz Wrhs Compound)	Navy Active	Al Jufayr			1	480	8	364,990			43.4				
NAVSUPPACT Bahrain (Dependent School)	Navy Active	Al Jufayr					21	151,026	25		37.6				
NAVSUPPACT Bahrain (Mina Sulman Pier Area)	Navy Active	Al Jufayr			5	2,289	1	63,036			13.7				
OTHER SITE(S) ¹ : 4					28	11,097	3	15,847			5.8				
Bahrain Total:					230	809,941	38	666,077	91	0	330.1	3,358	259	0	3,617
British Indian Ocean Territory															
NAVSUPPFAC Diego Garcia	Navy Active	Diego Garcia		96595	263	1,561,310			7,000		1,640.4	592	25	1	618
NAVSUPPFAC Diego Garcia (Air Force)	Navy Active	Diego Garcia			40	265,649					277.8				
NAVSUPPFAC Diego Garcia (BOS Contract)	Navy Active	Diego Garcia			201	266,644					125.9				
NAVSUPPFAC Diego Garcia (Industrial Site)	Navy Active	Diego Garcia			14	47,376					114.9				
NAVSUPPFAC Diego Garcia (Transmitter Site)	Navy Active	Diego Garcia			2	10,370					44.7				

¹ US Locations that do not meet criteria of at least ten (10) Acres AND at least \$10M PRV. US Territories and Non-US Locations that do not meet criteria of at least ten (10) Acres OR at least \$10M PRV.

DEPARTMENT OF DEFENSE - Navy
Base Structure Report - As Of 30 Sept 03

SITE	COMPONENT	NAME NEAREST CITY	PHONE	ZIP CODE	BLDGS OWNED	BLDGS OWNED SQFT	BLDGS LEASED	BLDGS LEASED SQFT	TOTAL ACRES	ACRES OWNED	PRV (\$M)	MIL	CIV	OTHER	TOTAL
British Indian Ocean Territory Total:					520	2,151,349	0	0	7,000	0	2,203.8	592	25	1	618
Canada															
OTHER SITE(S) ¹ : 2							1	144	1		0.0				
Canada Total:					0	0	1	144	1	0	0.0	0	0	0	0
Cuba															
NH Guantanamo	Navy Active	Guantanamo Bay		09593	16	114,253					38.6	185	63	0	248
NS Guantanamo Bay	Navy Active	Guantanamo Bay		09593	1,208	4,932,457			28,821		2,508.2	548	185	0	733
OTHER SITE(S) ¹ : 1							2	5,090			1.6				
Cuba Total:					1,226	5,051,800	0	0	28,821	0	2,548.4	733	248	0	981
Egypt															
NAVMEDRSCHU Three Cairo	Navy Active	Cairo		09835	18	89,537	22	59,258	3		48.5	34	3	0	37
Egypt Total:					18	89,537	22	59,258	3	0	48.5	34	3	0	37
Greece															
NAVSUPPACT Souda Bay	Navy Active	Soudha Bay		09865	46	411,035	3	6,779	101		161.4	580	69	140	789
NAVSUPPACT Souda Bay (Marathi Pier Area)	Navy Active	Soudha Bay			7	14,383					12.0				
NAVSUPPACT Souda Bay (NATO Ordnance Area)	Navy Active	Soudha Bay			1	216					21.0				
OTHER SITE(S) ¹ : 2							9	38,915			10.6				
Greece Total:					63	464,549	3	6,779	101	0	204.9	580	69	140	789
Hong Kong															
OTHER SITE(S) ¹ : 1							1	32,622	0		8.5				
Hong Kong Total:					0	0	1	32,622	0	0	8.5	0	0	0	0
Iceland															
NAS Keflavik	Navy Active	Keflavik		09728	366	4,582,654	2	5,598	19,230		2,572.5	1,557	725	0	2,282
NAS Keflavik (Grindavik)	Navy Active	Grindavik			4	12,177			1,039		37.1				
NAS Keflavik (H-1/Rockville)	Navy Active	Reykjavik			24	61,496			487		78.8				
NAS Keflavik (H-2/Thorshofn)	Navy Active	Keflavik							21		24.9				
NAS Keflavik (H-3/Hornafirdi)	Navy Active	Reykjavik			1	3,783			281		23.4				
NAS Keflavik (H-4/Isafjordur)	Navy Active	Keflavik									21.4				
NAS Keflavik (Helguvik)	Navy Active	Reykjavik			2	6,066					120.0				
NAS Keflavik (Hvalfjordur)	Navy Active	Reykjavik			2	8,040			117		61.8				
NAS Keflavik (Sangerdi)	Navy Active	Sandgerdi			1	999			69		0.9				

¹ US Locations that do not meet criteria of at least ten (10) Acres AND at least \$10M PRV. US Territories and Non-US Locations that do not meet criteria of at least ten (10) Acres OR at least \$10M PRV.

DEPARTMENT OF DEFENSE - Navy
Base Structure Report - As Of 30 Sept 03

SITE	COMPONENT	NAME NEAREST CITY	PHONE	ZIP CODE	BLDGS OWNED	BLDGS OWNED SQFT	BLDGS LEASED	BLDGS LEASED SQFT	TOTAL ACRES	ACRES OWNED	PRV (\$M)	MIL	CIV	OTHER	TOTAL
OTHER SITE(S) ¹ : 1					1	2,100					0.4				
Iceland Total:					401	4,677,315	2	5,598	21,244	0	2,941.2	1,557	725	0	2,282
Indonesia															
NAVMEDRSCHUNIT Two Djakarta	Navy Active	Jakarta Java		96520							10.1	25	0	0	25
OTHER SITE(S) ¹ : 1					2	3,640					1.1				
Indonesia Total:					2	3,640	0	0	0	0	11.3	25	0	0	25
Italy															
NAS Sigonella	Navy Active	Sigonella Sicily		09627	50	924,123	2	68,090	103		236.0	3,438	827	2	4,267
NAS Sigonella (Augusta Bay)	Navy Active	Catania			30	137,923					55.2				
NAS Sigonella (Belpasso Hsg)	Navy Active	Catania					95	885,764	104		97.3				
NAS Sigonella (Gli Ulivi 205 Units)	Navy Active	Catania			1	150	7	272,860			31.4				
NAS Sigonella (Mineo Housing)	Navy Active	Sigonella Sicily					111	762,691	62		91.4				
NAS Sigonella (MOMAG)	Navy Active	Sigonella Sicily									27.2				
NAS Sigonella (NATO Airfield Area)	Navy Active	Sigonella Sicily			113	1,533,145	1	1,521	235		475.6				
NAS Sigonella (NATO Magazine Area)	Navy Active	Catania							40		1.1				
NAS Sigonella (NATO Ordnance Fac)	Navy Active	Sigonella Sicily			26	71,050			172		20.6				
NAS Sigonella (Paterno)	Navy Active	Sigonella Sicily					18	292,394			29.7				
NAVSUPPACT Maddalena	Navy Active	La Maddalena		09612	5	4,364	10	58,396	21		12.5	1,886	166	0	2,052
NAVSUPPACT Maddalena (Paradiso)	Navy Active	La Maddalena					4	156,106	9		28.8				
NAVSUPPACT Maddalena (Santo Stefano)	Navy Active	La Maddalena			15	47,552					18.6				
NAVSUPPACT Maddalena (Trinita)	Navy Active	La Maddalena					49	362,171	17		41.8				
NAVSUPPACT Naples	Navy Active	Naples		09619			1	112,261	22		24.5	3,027	1,115	1	4,143
NAVSUPPACT Naples (Agnano Compound)	Navy Active	Naples			21	27,585	15	340,314	9		60.4				
NAVSUPPACT Naples (Capodichino)	Navy Active	Naples			33	1,230,207	1	38,230	58		306.1				
NAVSUPPACT Naples (Carney Park)	Navy Active	Naples			18	24,460	4	11,258	53		23.3				
NAVSUPPACT Naples (Gaeta)	Navy Active	Gaeta			1	60	16	153,928	8		46.9	1,070	1	0	1,071
NAVSUPPACT Naples (Support Site)	Navy Active	Naples			2	196,734	134	1,684,398	73		288.7				
NAVSUPPACT Naples (Varloc Housing)	Navy Active	Naples					16	191,544			19.0				
NH Naples (Agnano Compound)	Navy Active	Naples					1	84,965			31.0				
OTHER SITE(S) ¹ : 25					21	65,429	23	207,556	14		52.6	330	125	0	455

¹ US Locations that do not meet criteria of at least ten (10) Acres AND at least \$10M PRV. US Territories and Non-US Locations that do not meet criteria of at least ten (10) Acres OR at least \$10M PRV.

DEPARTMENT OF DEFENSE - Navy
Base Structure Report - As Of 30 Sept 03

SITE	COMPONENT	NAME NEAREST CITY	PHONE	ZIP CODE	BLDGS OWNED	BLDGS OWNED SQFT	BLDGS LEASED	BLDGS LEASED SQFT	TOTAL ACRES	ACRES OWNED	PRV (\$M)	MIL	CIV	OTHER	TOTAL
Italy Total:					336	4,262,781	508	5,684,447	1,001	0	2,019.7	9,751	2,234	3	11,988
Japan															
COMFLEACT Kadena Okinawa (Awase LF Site-6046)	Navy Active	Kadena Air Base Okinawa			6	11,574			118		20.6				
COMFLEACT Kadena Okinawa (Camp M B Shields-6032)	Navy Active	Camp Shields-Okinawa			23	118,028			88		127.0	2	0	3	5
COMFLEACT Kadena Okinawa (Kadena AB 6037)	Navy Active	Kadena Air Base Okinawa					78	675,060	120		244.9				
COMFLEACT Kadena Okinawa (Kobi Sho-6084)	Navy Active	Okinawa Island							216			33	55	155	243
COMFLEACT Kadena Okinawa (Oki Dto Jm Shma-6088)	Navy Active	Okinawa Island							283						
COMFLEACT Kadena Okinawa (Sobe Comm Site-6026)	Navy Active	Sobe							132						
COMFLEACT Kadena Okinawa (Tengan Pier-6028)	Navy Active	Tengan			5	5,648			8		22.1				
COMFLEACT Kadena Okinawa (White Beach-6048)	Navy Active	White Beach Nav Inst			55	114,758			290		92.9	138	0	0	138
COMFLEACT Kadena Okinawa (Yomitan Aux Airfield)	Navy Active	Sobe			16	59,920			4		52.0				
COMFLEACT Sasebo	Navy Active	Sasebo		96322	42	52,993			7,753		600.7	3,318	101	902	4,321
COMFLEACT Sasebo (Akasaki POL Dep-5032)	Navy Active	Sasebo			4	8,148	1	9			23.4				
COMFLEACT Sasebo (Drydock 5030-JMSDF)	Navy Active	Sasebo			1	506					154.7				
COMFLEACT Sasebo (Hario Housing)	Navy Active	Sasebo			12	7,500			65		248.5				
COMFLEACT Sasebo (Hario Shima 5050)	Navy Active	Sasebo			28	34,738			487		79.4				
COMFLEACT Sasebo (Maebata 5033)	Navy Active	Sasebo			33	53,170			144		135.1				
COMFLEACT Sasebo (Sakibe)	Navy Active	Sasebo			1	5,787			32		8.5				
COMFLEACT Sasebo (Tategami 5086-JMSDF)	Navy Active	Sasebo			5	2,084					66.4				
COMFLEACT Yokosuka	Navy Active	Yokosuka		96349	104	408,349			2,662		1,816.0	10,894	448	1,547	12,889
COMFLEACT Yokosuka (Azuma Ordnance-3090)	Navy Active	Yokosuka			9	31,155			39		28.0				
COMFLEACT Yokosuka (Ikego Hsng/Annex-3087)	Navy Active	Ikego			36	33,376			710		463.0				
COMFLEACT Yokosuka (Nagasaka Rifl Rng-3104)	Navy Active	Yokosuka							25						
COMFLEACT Yokosuka (Negishi Dh Area-3066)	Navy Active	Yokohama			36	15,860			83		155.0				
COMFLEACT Yokosuka (NOF Facs Urago-3117)	Navy Active	Yokosuka			14	17,800			48		96.1				

¹ US Locations that do not meet criteria of at least ten (10) Acres AND at least \$10M PRV. US Territories and Non-US Locations that do not meet criteria of at least ten (10) Acres OR at least \$10M PRV.

DEPARTMENT OF DEFENSE - Navy
Base Structure Report - As Of 30 Sept 03

SITE	COMPONENT	NAME NEAREST CITY	PHONE	ZIP CODE	BLDGS OWNED	BLDGS OWNED SQFT	BLDGS LEASED	BLDGS LEASED SQFT	TOTAL ACRES	ACRES OWNED	PRV (\$M)	MIL	CIV	OTHER	TOTAL	
COMFLEACT Yokosuka (Yokohama No Dock-3067)	Navy Active	Yokohama			2	1,302			13		43.1	166	0	0	166	
FISC Yokosuka	Navy Active	Yokosuka		96349	12	178,546					204.9	314	72	400	786	
FISC Yokosuka (Akasaki POL Dep- 5032)	Navy Active	Sasebo			25	44,563			193		248.0					
FISC Yokosuka (Azuma POL Dep- 3090)	Navy Active	Yokosuka			19	7,844			162		348.3					
FISC Yokosuka (Hachinohe POL Dep-2006)	Navy Active	Hachinohe			7	5,447			44		46.1					
FISC Yokosuka (Iorizaki POL Dep- 5036)	Navy Active	Sasebo			3	156			56		157.2					
FISC Yokosuka (Koshiha POL Dep- 3113)	Navy Active	Yokohama			18	7,928			245		314.1					
FISC Yokosuka (Tsurumi POL Dep- 3144)	Navy Active	Yokohama			26	14,229			46		139.2					
FISC Yokosuka (Yokohama No Dock-3067)	Navy Active	Yokohama							5		31.4					
FISC Yokosuka (Yokose POL Dep- 5039)	Navy Active	Sasebo			8	2,321			153		313.9					
NAF Atsugi	Navy Active	Atsugi		96306	289	1,015,773	1	6,572	1,237		1,676.8	1,537	199	845	2,581	
NAF Atsugi (Iwo Jima-3181)	Navy Active	Iwo Jima Okinawa							8		198.5					
NAF Atsugi (Iwo Jima-JMSDF-3181)	Navy Active	Iwo Jima Okinawa							235		94.3					
NAF Atsugi (JMSDF)	Navy Active	Atsugi			1	19,500					22.9					
NAF Atsugi (Kami Seya-3096)	Navy Active	Kami Seya							587			0	1	0	1	
NAF Atsugi (Kisarazu-JGSDF-3033)	Navy Active	Kisarazu			10	22,799			515		247.4					
NAF Misawa	Navy Active	Misawa AFB		96319					61	953,216	27	325.7	1,122	8	65	1,195
NAVCOMTELSTA Far East	Navy Active	Yokosuka		96349							10.3	148	12	104	264	
NAVCOMTELSTA Far East (Totsuka-3097)	Navy Active	Totsuka			18	16,582			191		61.5					
NAVJNTSERVACT Sh Tokyo	Navy Active	Tokyo		96337	1	633			2		46.9	17	5	3	25	
NAVSHIPREPFAC Yokosuka	Navy Active	Yokosuka		96349	67	63,855	2	14,168			832.1	106	73	1,763	1,942	
NH Yokosuka	Navy Active	Yokosuka		96350	6	1,349					180.1	474	107	235	816	
PWC Yokosuka	Navy Active	Yokosuka		96349	16	6,215					636.8	9	30	1,079	1,118	
PWC Yokosuka (Ikego Hsng/Annex- 3087)	Navy Active	Ikego			2	1,680					52.5					
PWC Yokosuka (Negishi Dh Area- 3066)	Navy Active	Yokohama			6	420			14		70.9					
OTHER SITE(S) ¹ : 22					4	2,119	7	27,629	20		68.4	101	144	158	403	
Japan Total:					970	2,394,655	150	1,676,654	17,062	0	10,805.3	18,379	1,255	7,259	26,893	
Kenya																
NAVSUPPACT Bahrain (Kenya)	Navy Active	Mombasa			5	7,520					25.7					
Kenya Total:					5	7,520	0	0	0	0	25.7	0	0	0	0	

¹ US Locations that do not meet criteria of at least ten (10) Acres AND at least \$10M PRV. US Territories and Non-US Locations that do not meet criteria of at least ten (10) Acres OR at least \$10M PRV.

DEPARTMENT OF DEFENSE - Navy
Base Structure Report - As Of 30 Sept 03

SITE	COMPONENT	NAME NEAREST CITY	PHONE	ZIP CODE	BLDGS OWNED	BLDGS OWNED SQFT	BLDGS LEASED	BLDGS LEASED SQFT	TOTAL ACRES	ACRES OWNED	PRV (\$M)	MIL	CIV	OTHER	TOTAL
<u>Kuwait</u>															
OTHER SITE(S) ¹ : 1											2.3	18	0	0	18
Kuwait Total:					0	0	0	0	0	0	2.3	18	0	0	18
<u>New Zealand</u>															
COMNAVDIST Washington DC (Blackbirch Astromob NZ)	Navy Active	Blenheim							12						
New Zealand Total:					0	0	0	0	12	0	0.0	0	0	0	0
<u>Oman</u>															
OTHER SITE(S) ¹ : 1											7.2				
Oman Total:					8	32,927	0	0	0	0	7.2	0	0	0	0
<u>Peru</u>															
NAVMEDRCHINSTDET Lima	Navy Active	Lima		34031			2	32,889			11.2	13	38	0	51
Peru Total:					0	0	2	32,889	0	0	11.2	13	38	0	51
<u>Portugal</u>															
OTHER SITE(S) ¹ : 1											2.1	100	3	0	103
Portugal Total:					0	0	3	20,100	0	0	2.1	100	3	0	103
<u>Singapore</u>															
NAVREGCONTRCTR Singapore	Navy Active	Singapore					6	8,265			104.4	194	70	0	264
OTHER SITE(S) ¹ : 2											1.1				
Singapore Total:					0	0	6	8,265	0	0	105.5	194	70	0	264
<u>South Korea</u>															
COMNAVFORKOREA Yongsan (CFA Chinhae)	Navy Active	Chinhae			100	284,174			91		67.4	379	10	0	389
COMNAVFORKOREA Yongsan (Pohang)	Navy Active	Pohang			5	33,920			3		43.2	223	0	0	223
COMNAVFORKOREA Yongsan (Yechon)	Navy Active	Yechon									32.7				
OTHER SITE(S) ¹ : 3											8.0	622	2	0	624
South Korea Total:					106	318,224	11	35,856	97	0	151.3	1,224	12	0	1,236
<u>Spain</u>															
NH Rota	Navy Active	Rota		09645	6	155,957			9		54.2	342	34	0	376
NS Rota	Navy Active	Rota		09645	933	3,464,999	1	1,022	5,953		1,340.1	2,313	165	783	3,261

¹ US Locations that do not meet criteria of at least ten (10) Acres AND at least \$10M PRV. US Territories and Non-US Locations that do not meet criteria of at least ten (10) Acres OR at least \$10M PRV.

DEPARTMENT OF DEFENSE - Navy
Base Structure Report - As Of 30 Sept 03

SITE	COMPONENT	NAME NEAREST CITY	PHONE	ZIP CODE	BLDGS OWNED	BLDGS OWNED SQFT	BLDGS LEASED	BLDGS LEASED SQFT	TOTAL ACRES	ACRES OWNED	PRV (\$M)	MIL	CIV	OTHER	TOTAL
NS Rota (Seabee Camp)	Navy Active	Rota			52	293,181					61.1				
OTHER SITE(S)¹ : 3					1	3,200					1.3	22	0	0	22
Spain Total:					992	3,917,337	1	1,022	5,962	0	1,456.6	2,677	199	783	3,659
Trucial Oman Coast															
NAVSUPPACT Bahrain (Fujairah Aviation Unit)	Navy Active	Al Fujayrah					5	39,957			12.9				
Trucial Oman Coast Total:					0	0	5	39,957	0	0	12.9	0	0	0	0
United Kingdom															
JMF St Mawgan	Navy Active	Saint Mawgan		09409	22	268,650					91.8	320	50	0	370
NAVACT London	Navy Active	London		09499			2	177,753	1		37.8	1,367	359	0	1,726
NAVACT London (Blenheim Crescent)	Navy Active	London							3		11.2				
NAVACT London (Daws Hill)	Navy Active	London			1	4,971			59		106.8				
NAVACT London (Eastcote)	Navy Active	London							8		23.9				
NAVACT London (West Ruislip)	Navy Active	London			17	90,854			31		44.6				
OTHER SITE(S)¹ : 7					7	37,291	5	28,309	2	0	18.4	42	0	0	42
United Kingdom Total:					47	401,766	7	206,062	104	0	334.6	1,729	409	0	2,138
OVERSEAS:					5,134	25,576,545	760	8,475,730	100,130	0	23,861.8	41,022	5,549	8,186	54,757
Worldwide Totals:					60,792	499,234,146	1,678	15,146,513	2,174,662	1,979,702	163,140.3	408,923	166,642	8,210	583,775

¹ US Locations that do not meet criteria of at least ten (10) Acres AND at least \$10M PRV. US Territories and Non-US Locations that do not meet criteria of at least ten (10) Acres OR at least \$10M PRV.

DEPARTMENT OF DEFENSE - Air Force
Base Structure Report - As Of 30 Sept 03

SITE	COMPONENT	NAME NEAREST CITY	PHONE	ZIP CODE	BLDGS OWNED	BLDGS OWNED SQFT	BLDGS LEASED	BLDGS LEASED SQFT	TOTAL ACRES	ACRES OWNED	PRV (\$M)	MIL	CIV	OTHER	TOTAL
Alabama															
Abston ANGS	Air Natl Guard	Montgomery	334-394-7200	36108	8	81,723			27		12.3	40	0	0	40
Birmingham IAP	Air Natl Guard	Birmingham	205-714-2000	35217	41	351,457			145		78.4	943	0	0	943
Dannelly Field ANG	Air Natl Guard	Montgomery	334-394-7200	36108	42	301,700			149		64.4	994	0	0	994
Martin ANGS	Air Natl Guard	Gadsden	256-442-9700	35904	15	71,905			29		11.4	136	0	0	136
Maxwell AFB	AF Active	Montgomery	334-953-1110	36112	514	5,195,625			3,615	2,490	1,029.4	3,205	1,127	0	4,332
Maxwell AFB Gunter Annex	AF Active	Montgomery	334-953-1110	36114	229	2,147,859	2	31,567	376	356	350.5	1,502	614	39	2,155
Maxwell Family Hsg Annex	AF Active	Montgomery	334-953-5718	36112	124	211,398			28	28	17.3				
OTHER SITE(S) ¹ : 4					11	43,747	6	65,123	229	14	17.1	354	0	0	354
Alabama Total:					984	8,405,414	8	96,690	4,598	2,888	1,580.7	7,174	1,741	39	8,954
Alaska															
Anchorage IAP (ANGB)	Air Natl Guard	Anchorage	907-249-1176	99502	32	417,581			129		205.7	1,279	0	0	1,279
Barter Island Dew Station Bar	AF Active	Fairbanks		99759	18	108,364			641	641	112.5				
Big Mountain Radio Relay Site	AF Active	Iliamna		99606	7	23,524			402	402	30.1				
Birch Lake Recreation Annex	AF Active	Fairbanks		99701	28	15,893			51	51	12.6				
Blair Lake AF Range	AF Active	Fairbanks			7	7,602			33,962	33,962	20.5				
Cape Lisburne Long Range Radar Site	AF Active	Point Hope		99766	17	113,620			1,125	1,125	94.8				
Cape Newenham Long Range Radar Site	AF Active	Platinum		99651	7	43,546			2,359	2,359	57.9				
Cape Romanzof Long Range Radar Site	AF Active	Hooper Bay		99604	6	38,636			4,900	4,900	39.5				
Chena River Research Site	AF Active	Fairbanks		99759	2	420			3,791	3,791	52.2				
Clear AFS	AF Active	Anderson	907-585-6884	99704	47	778,789			11,438	11,438	523.1	89	59	0	148
Cold Bay Long Range Radar Site	AF Active	Cold Bay		99571	5	13,285			208	194	21.4				
Eareckson Air Station	AF Active	Atka		96512	85	1,425,476			3,520	3,520	903.8				
Eielson AFB	AF Active	North Pole	907-377-1110	99702	428	5,410,220	222	1,598,875	19,790	19,790	3,208.3	3,818	357	0	4,175
Elmendorf AFB	AF Active	Anchorage	907-552-1110	99506	651	9,173,868	1	17,739	13,098	13,073	4,672.7	7,075	1,040	0	8,115
Flaxman Island Range Radar Site	AF Active	Fairbanks		99759	11	20,782			605	605	31.3				
Fort Yukon Long Range Radar Site	AF Active	Fort Yukon		98740	4	30,496			205	204	30.6				
Galena Airport	AF Active	Galena	907-656-1236	99741	42	400,019			163	6	332.3				
Haarp Research Station	AF Active	Gulkana		99586	15	33,774			5,408	5,408	55.7				
Indian Mountain Long Range Radar Site	AF Active	Hughes		99745	5	32,194			4,226	4,226	62.0				
King Salmon Airport	AF Active	Naknek	907-246-3325	99633			55	380,136	927	868	364.9				
Lonely Short Range Radar Site	AF Active	Fairbanks					12	40,299	1,082		51.0				
Oliktok Long Range Radar Site	AF Active	Fairbanks		99759	6	35,738			672	672	37.1				
Point Barrow Long Range Radar Site	AF Active	Fairbanks					5	49,584	266		37.8				
Point Lay Long Range Radar Site	AF Active	Fairbanks		99759			6	36,640	1,442	1,442	36.6				
Sparrevohn Long Range Radar Site	AF Active	Iliamna		99606	8	41,055			1,179	1,179	52.2				

¹ US Locations that do not meet criteria of at least ten (10) Acres AND at least \$10M PRV. US Territories and Non-US Locations that do not meet criteria of at least ten (10) Acres OR at least \$10M PRV.

DEPARTMENT OF DEFENSE - Air Force
Base Structure Report - As Of 30 Sept 03

SITE	COMPONENT	NAME NEAREST CITY	PHONE	ZIP CODE	BLDGS OWNED	BLDGS OWNED SQFT	BLDGS LEASED	BLDGS LEASED SQFT	TOTAL ACRES	ACRES OWNED	PRV (\$M)	MIL	CIV	OTHER	TOTAL
Tatalina Long Range Radar Site	AF Active	McGrath		99627	6	37,063			4,970	4,968	58.4				
Tin City Long Range Radar Site	AF Active	Wales		99783	5	79,853			723	708	52.5				
Wainwright Short Range Radar Site	AF Active	Fairbanks					7	19,160	1,519		32.7				
OTHER SITE(S) ¹: 41					45	93,950			15,685	15,548	47.1				
Alaska Total:					1,487	18,375,748	308	2,142,433	134,486	131,080	11,237.2	12,261	1,456	0	13,717
Arizona															
Air Force Plant No 44	AF Active	Tucson		85734	70	1,007,724			2,208	2,174	251.1				
Davis-Monthan AFB	AF Active	Tucson	520-228-3900	85707	1,370	5,914,927			10,613	6,035	1,605.4	6,145	1,122	0	7,267
Gila Bend AF Auxiliary Field	AF Active	Gila Bend	928-683-6200	85337	38	139,524			1,886	1,885	92.9				
Luke AF Auxiliary Field No 1	AF Active	Wittman		85361	1	600			1,105	400	83.3				
Luke AFB	AF Active	Litchfield Park	602-856-7411	85309	744	4,494,824			4,359	2,629	1,201.2	6,549	816	0	7,365
Luke Waste Annex	AF Active	Litchfield Park		85309	8	22,018			46	41	14.7				
Sky Harbor IAP	Air Natl Guard	Phoenix	602-302-9000	85034	17	290,382			51		71.2	879	0	0	879
The Barry M Goldwater AF Range	AF Active	Gila Bend		85337	7	10,411			2,671,680	2,671,675	119.5				
Tucson IAP	Air Natl Guard	Tucson	602-295-6210	85706	32	565,506			94	92	138.3	1,630	0	0	1,630
OTHER SITE(S) ¹: 11					60	211,144	1	9,736	1,064	970	71.5	1	2	0	3
Arizona Total:					2,347	12,657,060	1	9,736	2,693,106	2,685,901	3,649.1	15,204	1,940	0	17,144
Arkansas															
Fort Smith Municipal Airport ANG	Air Natl Guard	Fort Smith	501-648-5210	72903	51	362,933			141		80.3	1,005	0	0	1,005
Little Rock AFB	AF Active	Jacksonville	501-987-1110	72099	1,191	5,455,732			6,898	6,102	1,215.3	5,722	429	0	6,151
OTHER SITE(S) ¹: 6					9	54,911	1	100	4,308	3,472	9.1	122	0	0	122
Arkansas Total:					1,251	5,873,576	1	100	11,347	9,574	1,304.7	6,849	429	0	7,278
California															
Beale AFB	AF Active	Marysville	530-634-3000	95903	1,591	4,707,978			22,944	22,944	1,819.0	4,271	421	0	4,692
Channel Islands ANGS	Air Natl Guard	Oxnard	805-986-8000	93041	20	342,271			206	206	120.8	1,251	0	0	1,251
Davis Communications Annex	AF Active	Davis		95616	2	27,289			316	316	21.7				
Edwards AFB	AF Active	Rosamond	661-277-1110	93524	2,140	9,544,394			300,723	300,723	4,131.9	3,434	2,738	0	6,172
Fort MacArthur Family Hsg Annex	AF Active	San Pedro		90731	413	1,450,018			156	155	212.3				
Fresno Yosemite Intl	Air Natl Guard	Fresno	559-454-5100	93727	44	352,544			126		123.2	965	0	0	965
Hayward Municipal Airport ANG	Air Natl Guard	Hayward	510-264-5600	94545	16	146,920			27		35.1	295	0	0	295
Lincoln Communications Annex	AF Active	Lincoln		95648	1	16,208			231	231	20.8				
Los Angeles AF Annex No 3	AF Active	Manhattan Beach		90266	2	30,168			13	13	15.7				
Los Angeles AFB	AF Active	El Segundo	310-363-1110	90245	37	1,344,130			102	99	441.3	1,554	1,161	0	2,715
Moffett Fld ANG	Air Natl Guard	Sunnyvale	650-603-9129	94035	9	148,521	30	167,409	142	142	94.5	916	0	0	916
Norwalk Defense Fuel Support Point	AF Reserve	Norwalk		90650	10	7,837			55	48	93.2				
Onizuka AFS	AF Active	Sunnyvale	408-752-4026	94088	21	405,919			23	20	219.7	127	184	0	311
Ozol Defense Fuel Support Point	AF Active	Martinez		94553	4	2,138			76	66	86.3				

¹ US Locations that do not meet criteria of at least ten (10) Acres AND at least \$10M PRV. US Territories and Non-US Locations that do not meet criteria of at least ten (10) Acres OR at least \$10M PRV.

DEPARTMENT OF DEFENSE - Air Force
Base Structure Report - As Of 30 Sept 03

SITE	COMPONENT	NAME NEAREST CITY	PHONE	ZIP CODE	BLDGS OWNED	BLDGS OWNED SQFT	BLDGS LEASED	BLDGS LEASED SQFT	TOTAL ACRES	ACRES OWNED	PRV (\$M)	MIL	CIV	OTHER	TOTAL
Pillar Point AFS	AF Active	Half Moon Bay		94019	13	22,722			55	55	14.3				
Production Flight Test Instl AF Plant 42	AF Active	Palmdale	661-272-4240	93550	99	3,222,051			6,131	5,843	1,322.0	18	2	0	20
San Diego ANG	Air Natl Guard	San Diego		92111	2	31,118			24	23	10.7	128	0	0	128
Sepulveda National Guard Station	Air Natl Guard	Van Nuys	818-909-2300	91406			16	73,229	26	26	15.4	132	0	0	132
Travis AFB	AF Active	Fairfield	707-424-1110	94535	1,610	9,482,323	101	390,122	6,383	5,130	2,997.5	10,544	1,215	5	11,764
Travis Water System Annex No 2	AF Active	Elmira		95625	10	18,867			206	206	20.6				
Tulelake Radar Site	AF Active	Newell			4	17,140			928	928	60.0				
Vandenberg AFB	AF Active	Lompoc	805-606-1110	93437	2,477	9,063,839	9	32,907	132,184	98,171	3,640.0	2,804	1,100	0	3,904
OTHER SITE(S) ¹ : 58					3,346	28,265,337	10	9,397	31,152	29,135	1,225.7	4,725	585	2	5,312
California Total:					11,871	68,649,732	166	673,064	502,229	464,480	16,741.7	31,164	7,406	7	38,577
Colorado															
Buckley AFB	AF Active	Aurora	303-677-9011	80011	157	2,046,358			3,872	3,283	705.7	2,554	419	0	2,973
Buckley Annex	AF Active	Denver	303-676-8103	80279	4	628,505			72	72	138.6				
Cheyenne Mountain AFS	AF Active	Colorado Springs	719-474-1110	80914	42	297,548			567	499	177.7	612	90	0	702
Fort Carson Weapons Range	Air Natl Guard	Pueblo		80913	4	12,080			3,110	3,110	15.5				
Greely ANG	Air Natl Guard	Greely	970-378-5000	80631	8	61,451			17		15.1				
Peterson AFB	AF Active	Colorado Springs	719-556-7321	80914	355	3,522,811	35	336,323	1,295	201	1,036.1	4,746	1,856	9	6,611
Schriever AFB	AF Active	Ellicott	719-567-1110	80912	47	1,518,959			4,172	3,198	598.4	2,157	523	0	2,680
The Farish Memorial Recreational Annex	AF Active	Woodland Park			15	20,399			663	652	10.6				
USAF Academy	AF Active	Colorado Springs	719-333-1818	80840	1,043	7,086,575			53,276	53,127	1,999.0	1,908	1,301	0	3,209
OTHER SITE(S) ¹ : 64					83	1,491,981	3	16,459	8,785	1,391	372.9	3	3	0	6
Colorado Total:					1,758	16,686,667	38	352,782	75,829	65,533	5,069.5	11,980	4,192	9	16,181
Connecticut															
Bradley IAP (ANG)	Air Natl Guard	Windsor Locks	860-292-2526	06026	32	315,341			148	4	92.0	944	0	0	944
OTHER SITE(S) ¹ : 1					10	30,911			29	21	6.6	256	0	0	256
Connecticut Total:					42	346,252	0	0	177	25	98.6	1,200	0	0	1,200
Delaware															
Dover AFB	AF Active	Dover	302-677-3000	19902	534	4,667,387			3,824	3,218	1,307.8	5,427	720	0	6,147
Dover Family Hsg Annex	AF Active	Lebanon			149	364,736			77	76	43.8				
New Castle County Airport	Air Natl Guard	Newport	302-323-3500	19720	35	279,254			79		72.3	1,102	0	0	1,102
OTHER SITE(S) ¹ : 2									3	2					
Delaware Total:					718	5,311,377	0	0	3,983	3,296	1,424.0	6,529	720	0	7,249

¹ US Locations that do not meet criteria of at least ten (10) Acres AND at least \$10M PRV. US Territories and Non-US Locations that do not meet criteria of at least ten (10) Acres OR at least \$10M PRV.

DEPARTMENT OF DEFENSE - Air Force
Base Structure Report - As Of 30 Sept 03

SITE	COMPONENT	NAME NEAREST CITY	PHONE	ZIP CODE	BLDGS OWNED	BLDGS OWNED SQFT	BLDGS LEASED	BLDGS LEASED SQFT	TOTAL ACRES	ACRES OWNED	PRV (\$M)	MIL	CIV	OTHER	TOTAL
District of Columbia															
Bolling AFB	AF Active	Washington	202-767-4781	20332	437	4,687,902			607	607	796.1	1,793	783	0	2,576
District of Columbia Total:					437	4,687,902	0	0	607	607	796.1	1,793	783	0	2,576
Florida															
Arbuckle Airfield	AF Active	Avon Park		33825	44	188,673			5,147	5,145	85.2				
Avon Park AF Range	AF Active	Avon Park	DSN 968-1110	33825	5	2,796			100,929	100,929	45.7	0	68	0	68
Camp Blanding Military Reservation (ANG)	Air Natl Guard	Starke	904-533-3100	32091	14	87,691	3	13,090	218		14.6	2	0	0	2
Cape Canaveral AFS	AF Active	Port Canaveral	DSN 467-1110	32950	584	3,756,416			17,092	17,087	1,313.4	332	258	0	590
Cape San Blas Missile Tracking Annex D-3	AF Active	Port St Joe		32456	14	36,874			679	679	14.7				
Cove Gardens Family Hsg Annex	AF Active	Panama City		32401	137	142,378			33	33	14.0				
Cudjoe Key AFS	AF Active	Perky		33042	12	21,614			70	67	11.0				
Eglin AF Auxiliary Field #3	AF Active	Crestview		32536	247	1,257,735			1,348	1,348	427.8	1,520	35	0	1,555
Eglin AF Auxiliary Field #6	AF Active	Milton		32570	54	185,168			629	629	80.8				
Eglin AF Auxiliary Field #9	AF Active	Mary Esther	850-884-1110	32544	528	4,248,819	76	450,404	6,634	6,634	965.6	6,919	679	0	7,598
Eglin AFB	AF Active	Valpariso	850-882-1110	32542	1,828	10,314,271			453,594	453,460	2,449.0	7,286	3,223	1	10,510
Homestead AFB	AF Active	Homestead	305-224-7023	33040	52	925,418			655	594	296.2	20	0	0	20
Homestead ARS	AF Reserve	Homestead	305-224-7000	33039	118	917,152			2,311	1,943	411.8	1,255	340	0	1,595
Jacksonville IAP ANG	Air Natl Guard	Callahan	904-741-7100	32218	39	330,476			332		73.7	1,020	0	0	1,020
Jonathan Dickinson Missile Tracking Anx	AF Active	Hobe Sound			9	21,308			12		25.8				
Lynn Haven Defense Fuel Support Point	AF Active	Lynn Haven		32444	8	12,473			203	203	22.6				
MacDill AFB	AF Active	Tampa	813-828-1110	33621	480	4,621,461			5,767	5,630	1,133.4	5,283	974	37	6,294
Malabar Transmitter Annex	AF Active	Malabar		32950	11	34,256			640	640	16.0				
Patrick AFB	AF Active	Cocoa Beach	407-494-1110	32925	1,034	5,164,458			2,341	2,108	932.0	2,591	1,117	10	3,718
Tyndall AFB	AF Active	Springfield	850-283-1113	32403	997	5,015,939			28,824	28,767	1,247.4	3,939	577	0	4,516
OTHER SITE(S) ¹: 36					19	11,597			326	309	7.7				
Florida Total:					6,234	37,296,973	79	463,494	627,784	626,205	9,588.3	30,167	7,271	48	37,486
Georgia															
Air Force Plant No 6	AF Active	Marietta	770-494-3922	30060	91	6,437,609			755	755	1,111.4				
Dobbins ARB	AF Reserve	Marietta	770-919-5000	30069	85	956,060			1,913	1,666	326.2	1,793	296	0	2,089
Glynco ANGS	Air Natl Guard	Brunswick	912-265-2070	31525	5	67,410			14		11.2				
Moody AFB	AF Active	Valdosta	229-257-3395	31699	429	2,734,788			5,497	5,095	735.1	3,735	371	0	4,106
Robins AFB	AF Active	Warner Robins	478-926-1110	31098	1,000	13,662,845			8,435	8,282	3,220.0	7,915	11,507	0	19,422
Savannah/Hilton Head IAP	Air Natl Guard	Savannah	912-966-8210	31408	104	658,287			239		159.1	967	0	0	967

¹ US Locations that do not meet criteria of at least ten (10) Acres AND at least \$10M PRV. US Territories and Non-US Locations that do not meet criteria of at least ten (10) Acres OR at least \$10M PRV.

DEPARTMENT OF DEFENSE - Air Force
Base Structure Report - As Of 30 Sept 03

SITE	COMPONENT	NAME NEAREST CITY	PHONE	ZIP CODE	BLDGS OWNED	BLDGS OWNED SQFT	BLDGS LEASED	BLDGS LEASED SQFT	TOTAL ACRES	ACRES OWNED	PRV (\$M)	MIL	CIV	OTHER	TOTAL
OTHER SITE(S) ¹ : 9					51	125,654	2	13,388	6,433	6,365	29.3	395	0	0	395
Georgia Total:					1,765	24,642,653	2	13,388	23,286	22,163	5,592.5	14,805	12,174	0	26,979
Guam															
Andersen Administration Annex	AF Active	Agana			126	799,263			2,024	1,969	237.0				
Andersen AFB	AF Active	Agana	671-366-1110	96543	1,240	4,683,110	6	279,039	11,050	11,047	3,311.7	2,137	406	0	2,543
Andersen AFS	AF Active	Agana			6	14,584			32	24	17.4				
Andersen Communications Annex Nr 2	AF Active	Agana							432	432	8.0				
Andersen Family Hsg Annex No 1	AF Active	Agana							102	102	1.2				
Andersen Family Hsg Annex No 4	AF Active	Agana			11	19,437			408	408	21.1				
Andersen Petrol Product Storage Anx No 1	AF Active	Agana			2	1,768			82	19	37.2				
Andersen Petrol Product Storage Anx Nr 2	AF Active	Agana			10	24,855			64	64	64.1				
Andersen Vor Annex	AF Active	Agana							346	346	2.9				
Andersen Water Supply Annex	AF Active	Agana							55	8	11.3				
Northwest Guam AFB	AF Active	Agana			9	53,495			4,378	4,378	511.6				
Guam Total:					1,404	5,596,512	6	279,039	18,973	18,797	4,223.5	2,137	406	0	2,543
Hawaii															
Barking Sands Communication Station	Air Natl Guard	Kekaha		96752			3	30,508	14	14	13.6				
Bellows AFS	AF Active	Waimanalo	808-259-4220	96795	96	129,649			487	410	129.2	27	3	0	30
Hickam AFB	AF Active	Honolulu	808-449-7110	96853	1,122	8,572,415			2,523	2,515	2,952.9	5,883	1,327	17	7,227
Hickam Petroleum Products Storage Anx	AF Active	Wahiawa		96786	16	9,580			151	98	118.4				
Kaena Point Sattelite Tracking Station	AF Active	Waialua			22	59,983			153	2	64.4	4	19	0	23
Kokee AFS	AF Active	Kekaha		96796	11	21,868			11		11.3	47	0	0	47
OTHER SITE(S) ¹ : 15					37	214,544	20	95,070	633	34	143.8	369	0	0	369
Hawaii Total:					1,304	9,008,039	23	125,578	3,972	3,073	3,433.6	6,330	1,349	17	7,696
Idaho															
Boise Air Terminal (ANG)	Air Natl Guard	Boise	208-422-5322	83705	193	1,628,424			576		330.3	1,277	0	0	1,277
Mountain Home AFB	AF Active	Mountain Home	208-828-2111	83648	1,109	4,991,290			6,844	6,442	1,753.9	4,440	417	0	4,857
Saylor Creek AF Range	AF Active	Bruneau		83604	2	4,188			109,466	103,386	14.2				
OTHER SITE(S) ¹ : 40					17	21,013			18,564	14,599	18.1				
Idaho Total:					1,321	6,644,915	0	0	135,450	124,427	2,116.6	5,717	417	0	6,134

¹ US Locations that do not meet criteria of at least ten (10) Acres AND at least \$10M PRV. US Territories and Non-US Locations that do not meet criteria of at least ten (10) Acres OR at least \$10M PRV.

DEPARTMENT OF DEFENSE - Air Force
Base Structure Report - As Of 30 Sept 03

SITE	COMPONENT	NAME NEAREST CITY	PHONE	ZIP CODE	BLDGS OWNED	BLDGS OWNED SQFT	BLDGS LEASED	BLDGS LEASED SQFT	TOTAL ACRES	ACRES OWNED	PRV (\$M)	MIL	CIV	OTHER	TOTAL
Illinois															
Capital Municipal Airport ANG	Air Natl Guard	Springfield	217-757-1219	63707	32	298,797			91		84.9	1,139	0	0	1,139
Greater Peoria Regional Airport ANG	Air Natl Guard	Bartonville	309-633-5210	61607	31	413,229			339		135.9	1,276	0	0	1,276
Scott AFB	AF Active	Shiloh	618-256-1110	62225	555	5,706,235	323	1,195,057	3,545	2,522	2,028.5	7,799	2,449	1	10,249
Scott Radio Relay Annex	AF Active	Rentchler		62221	2	3,405			29	29	10.4				
OTHER SITE(S) ¹ : 4					220	2,687,033	1	1,083	1,356	1,350	3.4	0	4	0	4
Illinois Total:					840	9,108,699	324	1,196,140	5,360	3,901	2,263.2	10,214	2,453	1	12,668
Indiana															
Fort Wayne IAP	Air Natl Guard	Fort Wayne	219-478-3210	46809	28	324,389			166		100.6	977	0	0	977
Grissom AFB	AF Active	Bunker Hill	765-688-5211	46971	46	597,916			2,880	2,423	200.3	10	7	0	17
Hulman Regional Airport	Air Natl Guard	Terre Haute	812-877-5210	47803	49	339,172			279	37	97.2	1,011	0	0	1,011
OTHER SITE(S) ¹ : 3					89	1,038,702	6	13,351	1,694	1,694	573.0	1,293	237	0	1,530
Indiana Total:					212	2,300,179	6	13,351	5,019	4,154	971.1	3,291	244	0	3,535
Iowa															
Des Moines IAP ANG	Air Natl Guard	Des Moines	515-256-8210	50321	30	210,730	4	168,569	172		93.8				
Sioux Gateway Airport/Col Bud Day Field (ANG)	Air Natl Guard	Sergeant Bluff	712-233-02/0	51111	40	371,856			288	16	97.6	917	0	0	917
OTHER SITE(S) ¹ : 1					13	43,934			10		8.2	135	0	0	135
Iowa Total:					83	626,520	4	168,569	470	16	199.6	1,052	0	0	1,052
Johnston Atoll															
Johnston Atoll Airfield	AF Active	Honolulu			235	1,305,715			684	684	945.1	17	1	0	18
Johnston Atoll Total:					235	1,305,715	0	0	684	684	945.1	17	1	0	18
Kansas															
Forbes Field ANG	Air Natl Guard	Pauline	785-861-4210	66619	32	516,044			217	193	146.9	942	0	0	942
McConnell AFB	AF Active	Wichita	316-759-6100	67221	606	4,494,662			3,194	2,590	1,294.5	4,437	325	0	4,762
Smoky Hill ANG Range	Air Natl Guard	Brookville		67425	30	44,018			33,873	33,873	54.8	23	0	0	23
OTHER SITE(S) ¹ : 6									351	102	0.0				
Kansas Total:					668	5,054,724	0	0	37,635	36,758	1,496.2	5,402	325	0	5,727
Kentucky															
Standiford Field ANG	Air Natl Guard	Louisville	502-364-9400	40213	12	350,102			81		79.6	1,202	0	0	1,202
Kentucky Total:					12	350,102	0	0	81	0	79.6	1,202	0	0	1,202
Louisiana															
Barksdale AFB	AF Active	Bossier City	318-456-1110	71110	842	5,867,296			22,361	21,802	1,606.6	7,444	491	0	7,935

¹ US Locations that do not meet criteria of at least ten (10) Acres AND at least \$10M PRV. US Territories and Non-US Locations that do not meet criteria of at least ten (10) Acres OR at least \$10M PRV.

DEPARTMENT OF DEFENSE - Air Force
Base Structure Report - As Of 30 Sept 03

SITE	COMPONENT	NAME NEAREST CITY	PHONE	ZIP CODE	BLDGS OWNED	BLDGS OWNED SQFT	BLDGS LEASED	BLDGS LEASED SQFT	TOTAL ACRES	ACRES OWNED	PRV (\$M)	MIL	CIV	OTHER	TOTAL
New Orleans NAS ANG	Air Natl Guard	Belle Chase	504-391-7046	70143	38	332,034			67		73.0	1,023	0	0	1,023
OTHER SITE(S) ¹ : 9					449	2,327,222	30	317,241	4,414	4,344	99.7	1,172	124	0	1,296
Louisiana Total:					1,329	8,526,552	30	317,241	26,842	26,146	1,779.3	9,639	615	0	10,254
Maine															
Bangor IAP (ANG)	Air Natl Guard	Bangor	207-990-7700	04401	55	727,586			500	306	224.9	932	0	0	932
Columbia Falls Radar Site	AF Active	Columbia Falls		04623	4	20,375			1,060	1,060	38.0				
Searsport Defense Fuel Support Point	AF Active	Searsport		04974	11	12,839			1,266	20	300.6	0	4	0	4
South Portland ANGS	Air Natl Guard	South Portland		04106	9	55,641			12		10.0	271	0	0	271
OTHER SITE(S) ¹ : 4					82	1,613,371			2,500	2,477	0.0	0	7	0	7
Maine Total:					161	2,429,812	0	0	5,338	3,863	573.6	1,203	11	0	1,214
Maryland															
Andrews AFB	AF Active	Camp Springs	301-981-1110	20762	1,085	8,176,897			4,996	4,346	1,981.9	7,431	1,045	2	8,478
Brandywine Globecom Annex	AF Active	Brandywine		20613	8	23,983			1,640	1,635	19.1				
Governors Bridge Globecom Annex	AF Active	Davidsonville		21035	2	26,540			864	852	21.0				
Martin State Airport ANG	Air Natl Guard	Baltimore	410-918-6210	21220	47	386,833			175		92.4	1,623	0	0	1,623
Summerfield Family Hsg	AF Active	Seat Pleasant					194	1,942,174	234		170.2				
OTHER SITE(S) ¹ : 4					15	16,944	3	105,164	20	20	110.0				
Maryland Total:					1,157	8,631,197	197	2,047,338	7,929	6,853	2,394.5	9,054	1,045	2	10,101
Massachusetts															
Barnes Municipal Airport ANG	Air Natl Guard	Westfield	413-568-9151	01085	38	312,244			186		99.1	965	0	0	965
Cape Cod AFS	AF Active	Bourne	DSN 557-2277	02561	8	89,650			101	101	76.9	63	5	0	68
Hanscom AFB	AF Active	Bedford	781-377-4441	01731	335	4,474,492	47	250,962	846	780	951.4	1,753	1,422	0	3,175
Otis ANGB	Air Natl Guard	Falmouth	508-968-4667	02542	80	771,190			4,069	1,313	583.4	1,345	50	0	1,395
Westover ARB	AF Reserve	Chicopee	413-557-1110	01022	97	1,448,594			2,585	2,515	675.8	2,698	291	0	2,989
OTHER SITE(S) ¹ : 8					29	43,035	1	27,145	270	185	21.3	180	0	0	180
Massachusetts Total:					587	7,139,205	48	278,107	8,057	4,894	2,407.8	7,004	1,768	0	8,772
Michigan															
Alpena County Regional Airport	Air Natl Guard	Alpena	989-354-6210	49707	119	479,893			674		125.1	117	0	0	117
Escanaba Defence Fuel Support Point	AF Active	Escanaba		49829	6	5,585			39	39	154.7				
Selfridge ANG Base	Air Natl Guard	Mount Clemens	810-307-5110	48045	150	1,829,994	1	16,502	3,076	2,562	714.9	2,878	56	0	2,934
W K Kellogg Airport	Air Natl Guard	Battle Creek	616-963-1596	49015	32	325,811			320		107.6	939	0	0	939
OTHER SITE(S) ¹ : 4					1,006	4,329,510			5,881	3,556	5.2	0	5	0	5

¹ US Locations that do not meet criteria of at least ten (10) Acres AND at least \$10M PRV. US Territories and Non-US Locations that do not meet criteria of at least ten (10) Acres OR at least \$10M PRV.

DEPARTMENT OF DEFENSE - Air Force
Base Structure Report - As Of 30 Sept 03

SITE	COMPONENT	NAME NEAREST CITY	PHONE	ZIP CODE	BLDGS OWNED	BLDGS OWNED SQFT	BLDGS LEASED	BLDGS LEASED SQFT	TOTAL ACRES	ACRES OWNED	PRV (\$M)	MIL	CIV	OTHER	TOTAL
Michigan Total:					1,313	6,970,793	1	16,502	9,990	6,157	1,107.6	3,934	61	0	3,995
Minnesota															
Duluth IAP (ANG)	Air Natl Guard	Duluth	218-727-6886	55811	52	437,518			574	314	118.9				
Minneapolis-St Paul IAP-ARS	AF Reserve	Minneapolis	612-713-1110	55420	80	988,563			246	215	273.7	2,439	150	0	2,589
OTHER SITE(S) ¹ : 3					5	21,909			34	34	6.9				
Minnesota Total:					137	1,447,990	0	0	854	563	399.5	2,439	150	0	2,589
Mississippi															
Columbus AFB	AF Active	Columbus	662-434-7322	39710	580	2,660,017			4,931	4,408	712.2	1,011	447	0	1,458
Columbus Auxiliary Airfield	AF Active	Shuqualak		39961	1	9,526			1,080	914	24.1				
Gulfport-Biloxi Regional Airport (ANG)	Air Natl Guard	Gulfport	228-214-6002	39507	80	556,258			270	1	95.2	453	0	0	453
Jackson IAP	Air Natl Guard	Flowood	601-936-8730	39208	28	382,869			139		83.7	1,168	1	0	1,169
Keesler AFB	AF Active	Biloxi	228-377-1110	39534	1,149	8,975,739			1,611	1,496	1,768.1	5,454	1,616	0	7,070
Keesler Training Annex No 1	AF Active	Biloxi		39531	62	313,437			57	57	30.6				
Key Field ANG	Air Natl Guard	Meridian	601-484-9000	39307	31	383,905	3	9,721	117		86.8	1,037	0	0	1,037
OTHER SITE(S) ¹ : 5					13	20,930			2,051	2,050	12.3				
Mississippi Total:					1,944	13,302,681	3	9,721	10,256	8,926	2,812.9	9,123	2,064	0	11,187
Missouri															
Fort Leonard Wood Range	Air Natl Guard	Palace		65473			2	6,449	305	305	14.2	14	0	0	14
Jefferson Barracks ANG	Air Natl Guard	St Louis	314-260-8611	63125	3	848	34	381,986	135		81.0	334	0	0	334
Lambert St Louis IAP ANG	Air Natl Guard	St Ann	314-263-6200	63044	38	374,451			49	25	90.8	1,253	0	0	1,253
Rosecrans Memorial Airport	Air Natl Guard	Elwood	816-236-3300	64503	40	337,714			426	54	81.6	1,072	0	0	1,072
St Louis AFS	AF Active	St Louis		63118	14	705,875			25	25	175.0	12	0	0	12
St Louis AFS Storage Annex	AF Active	St Louis		63101	8	558,837			40	39	98.9				
Whiteman AFB	AF Active	Knob Noster	660-687-1110	65305	885	4,769,173			4,916	3,821	1,584.1	4,480	386	0	4,866
OTHER SITE(S) ¹ : 102					56	549,312			10,800	448	2.4				
Missouri Total:					1,044	7,296,210	36	388,435	16,696	4,717	2,127.9	7,165	386	0	7,551
Montana															
Great Falls IAP ANG	Air Natl Guard	Great Falls	409-791-6285	59404	47	375,576	1	18,600	141		118.9	943	0	0	943
Malmstrom AFB	AF Active	Augusta		59402					104	3	15.7				
Malmstrom AFB	AF Active	Ledger		59402	4	12,442			169	17	13.2				
Malmstrom AFB	AF Active	Great Falls	406-731-1110	59402	773	4,728,261			3,701	3,260	1,308.6	3,560	430	0	3,990
Malmstrom AFB	AF Active	Conrad		59402	4	12,442			155	16	10.2				
Malmstrom AFB	AF Active	Valier		59402	4	12,442			164	18	11.4				
OTHER SITE(S) ¹ : 230					41	149,426	3	52	26,403	2,940	1,496.2				

¹ US Locations that do not meet criteria of at least ten (10) Acres AND at least \$10M PRV. US Territories and Non-US Locations that do not meet criteria of at least ten (10) Acres OR at least \$10M PRV.

DEPARTMENT OF DEFENSE - Air Force
Base Structure Report - As Of 30 Sept 03

SITE	COMPONENT	NAME NEAREST CITY	PHONE	ZIP CODE	BLDGS OWNED	BLDGS OWNED SQFT	BLDGS LEASED	BLDGS LEASED SQFT	TOTAL ACRES	ACRES OWNED	PRV (\$M)	MIL	CIV	OTHER	TOTAL
Montana Total:					873	5,290,589	4	18,652	30,837	6,254	2,974.2	4,503	430	0	4,933
Nebraska															
Lincoln Municipal Airport (ANG)	Air Natl Guard	Lincoln	402-458-1234	68524	37	545,826			179	163	117.4	889	0	0	889
Offutt AFB	AF Active	Bellevue	402-294-1110	68113	349	6,236,946			1,923	1,908	1,453.9	7,971	1,604	0	9,575
Offutt Communications Anx No 2 Globecom	AF Active	Elkhorn			5	26,349			372	372	12.3				
Offutt Family Hsg Annex	AF Active	Bellevue		68113	1,068	3,876,198			786	783	492.7				
OTHER SITE(S) ¹: 97					21	108,736			11,385	1,064	524.0				
Nebraska Total:					1,480	10,794,055	0	0	14,645	4,290	2,600.3	8,860	1,604	0	10,464
Nevada															
Indian Springs AF Auxiliary Field	AF Active	Indian Springs		89191	72	310,512			2,300	2,300	230.4	949	41	0	990
Nellis AF Range	AF Active	Indian Springs		89191	85	130,401			3,092,316	3,092,208	314.8				
Nellis AFB	AF Active	Las Vegas	702-652-1110	89191	1,603	6,979,710	1	20	14,147	14,131	2,562.1	6,836	966	39	7,841
Nellis Water System Annex	AF Active	Las Vegas		89191	1	19,200			107	80	17.5				
Reno Tahoe IAP	Air Natl Guard	Reno	775-788-4500	89502	37	300,277			64		95.5	1,030	0	0	1,030
Tonopah Auxiliary Airfield Annex	AF Active	Tonopah		89049	142	1,643,670			2,157	2,157	731.7				
Tonopah Auxiliary Airfield Annex #2	AF Active	Tonopah	775-482-8191	89049	94	789,820			109	109	168.9				
OTHER SITE(S) ¹: 23					29	71,636	3	2,978	26,109	26,088	30.3				
Nevada Total:					2,063	10,245,226	4	2,998	3,137,309	3,137,073	4,151.2	8,815	1,007	39	9,861
New Hampshire															
New Boston AFS	AF Active	Mount Vernon	603-472-8563	03110	23	120,311			2,873	2,826	68.8	12	36	0	48
Pease AFB	AF Active	Portsmouth	603-436-0302	03803	100	1,517,006			2,787	2,733	765.3	992	1	0	993
Pease Intl Tradeport	Air Natl Guard	Portsmouth	603-430-2453	03803	50	462,511	1	450	219	219	162.3	1	1	0	2
OTHER SITE(S) ¹: 2					3	8,922			19	11	0.3				
New Hampshire Total:					176	2,108,750	1	450	5,898	5,789	996.7	1,005	38	0	1,043
New Jersey															
Air Mobility Warfare Center	AF Active	Wrightstown			6	239,181			31	31	47.7	1	0	0	1
Atlantic City IAP	Air Natl Guard	Pleasantville	609-645-6000	08232	41	396,538			296	296	106.4	991	0	0	991
Fort Dix Family Hsg	AF Active	Trenton		08619	71	192,034			37	37	20.6				
McGuire AFB	AF Active	New Egypt		08641	15	108,829			219	219	551.8				
McGuire AFB	AF Active	Wrightstown	609-754-1100	08641	716	6,898,041			3,661	3,604	1,920.9	8,316	724	0	9,040
OTHER SITE(S) ¹: 5					7	11,468			9,676	9,420	7.1				
New Jersey Total:					856	7,846,091	0	0	13,920	13,607	2,654.6	9,308	724	0	10,032

¹ US Locations that do not meet criteria of at least ten (10) Acres AND at least \$10M PRV. US Territories and Non-US Locations that do not meet criteria of at least ten (10) Acres OR at least \$10M PRV.

DEPARTMENT OF DEFENSE - Air Force
Base Structure Report - As Of 30 Sept 03

SITE	COMPONENT	NAME NEAREST CITY	PHONE	ZIP CODE	BLDGS OWNED	BLDGS OWNED SQFT	BLDGS LEASED	BLDGS LEASED SQFT	TOTAL ACRES	ACRES OWNED	PRV (\$M)	MIL	CIV	OTHER	TOTAL
<u>New Mexico</u>															
Boles Wells Water System Annex	AF Active	Alamogordo		88310					7,411	7,347	32.0				
Bonito Lake Water System Annex	AF Active	Carrizozo							155	78	17.8				
Cannon AFB	AF Active	Clovis	505-784-3311	88103	968	4,520,627			4,543	3,790	1,115.7	3,570	384	0	3,954
Cannon Meadows Hsg Area	AF Active	Portales					151	249,897	39		23.0				
Cannon Place Hsg Area	AF Active	Clovis		88101			202	336,765	40		31.1				
Holloman AFB	AF Active	Alamogordo	505-572-5406	88310	1,181	7,604,690			52,055	50,411	2,037.6	3,867	837	0	4,704
Kirtland AFB	AF Active	Albuquerque	505-846-0011	87117	2,146	9,144,742			44,066	43,984	2,699.1	4,795	1,859	1	6,655
Melrose AF Range	AF Active	Melrose		88124	8	15,705			87,929	66,033	30.7				
OTHER SITE(S) ¹ : 13					15	185,935			100	58	67.0				
New Mexico Total:					4,318	21,471,699	353	586,662	196,338	171,701	6,054.0	12,232	3,080	1	15,313
<u>New York</u>															
Air Force Plant No 59	AF Active	Johnson City			3	633,357			32	29	133.1				
Francis S Gabreski Airport (ANG)	Air Natl Guard	Westhampton Beach	631-288-7400	11978	31	320,476			89		87.2	879	0	0	879
Griffiss Northeast Air Defense (NEAD) ANG	Air Natl Guard	Rome	315-942-2387	13441	4	57,228			36	36	23.7				
Hancock Field ANG	Air Natl Guard	North Syracuse	315-454-6100	13211	48	526,539			356	356	162.7	1,171	0	0	1,171
Newport Test Annex No 2 Transmitter	AF Active	Newport		13416	4	14,247			41	35	11.3				
Niagara Falls IAP-ARS	AF Reserve	Niagara Falls	716-236-2000	14304	79	827,309			985	548	282.8	2,037	169	0	2,206
Rome Laboratory	AF Active	Rome	315-330-7557	13441	14	1,504,923			108	108	307.8				
Schenectady Airport ANG	Air Natl Guard	Schenectady	518-344-2300	12302	36	408,904			122		111.1	1,337	0	0	1,337
Stewart IAP	Air Natl Guard	New Windsor	914-563-2001	12550	34	758,689			268		261.5	2,307	0	0	2,307
Verona Test Annex	AF Active	Verona		13478	21	99,053			513	512	47.8				
OTHER SITE(S) ¹ : 19					1,147	8,204,235			17,181	15,381	17.6	320	17	0	337
New York Total:					1,421	13,354,960	0	0	19,731	17,005	1,446.7	8,051	186	0	8,237
<u>North Carolina</u>															
Charlotte/Douglas IAP (ANG)	Air Natl Guard	Charlotte	704-391-4100	28208	29	292,003			79		75.9	1,267	0	0	1,267
Dare County Range	AF Active	Stumpy Point	252-473-2201	27978	9	31,686			46,604	46,595	23.8				
Fort Fisher Recreation Site	AF Active	Kure Beach	910-458-6549	28449	50	119,995			101	100	33.9				
Pope AFB	AF Active	Spring Lake	910-394-1110	28308	528	3,274,013			1,986	1,984	708.0	5,224	350	0	5,574
Seymour Johnson AFB	AF Active	Goldsboro	919-722-1110	27531	1,273	5,001,754			4,107	3,233	994.7	5,202	387	0	5,589
Stanly County Airport	Air Natl Guard	Abermale	704-982-9013	28127	27	73,469			92		16.1	150	0	0	150
OTHER SITE(S) ¹ : 9					23	97,771			230	202	17.8	207	0	0	207
North Carolina Total:					1,939	8,890,691	0	0	53,199	52,114	1,870.2	12,050	737	0	12,787
<u>North Dakota</u>															
Cavalier AFS	AF Active	Mountain	701-993-3297	58220	12	17,264	15	305,636	650	650	121.6	24	6	0	30

¹ US Locations that do not meet criteria of at least ten (10) Acres AND at least \$10M PRV. US Territories and Non-US Locations that do not meet criteria of at least ten (10) Acres OR at least \$10M PRV.

DEPARTMENT OF DEFENSE - Air Force
Base Structure Report - As Of 30 Sept 03

SITE	COMPONENT	NAME NEAREST CITY	PHONE	ZIP CODE	BLDGS OWNED	BLDGS OWNED SQFT	BLDGS LEASED	BLDGS LEASED SQFT	TOTAL ACRES	ACRES OWNED	PRV (\$M)	MIL	CIV	OTHER	TOTAL
Grand Forks AFB	AF Active	Emerado	701-747-3000	58205	696	5,413,531			5,422	4,863	1,470.2	2,679	331	0	3,010
Grand Forks Defense Fuel Support Point	AF Active	Grand Forks			4	2,853			28	11	30.2				
Hector IAP (ANG)	Air Natl Guard	Fargo	701-241-7241	58102	36	419,040			250		120.2	1,031	0	0	1,031
Minot AFB	AF Active	Minot	701-723-6212	58705	1,220	7,758,000			5,401	4,732	1,778.0	4,855	460	0	5,315
OTHER SITE(S) ¹ : 338					411	278,321	1	2,152	37,517	2,736	913.9				
North Dakota Total:					2,379	13,889,009	16	307,788	49,268	12,992	4,434.2	8,589	797	0	9,386
Ohio															
Blue Ash ANG	Air Natl Guard	Blue Ash		45242	15	51,217			12		12.2	132	0	0	132
Camp Perry ANG	Air Natl Guard	Port Clinton	614-336-6203	43452	19	98,088			32		18.1	205	0	0	205
Cincinnati Defense Fuel Support Point	AF Active	Cincinnati		45237	7	3,979			67	66	37.8				
Mansfield Lahm Airport ANG	Air Natl Guard	Mansfield	419-521-0100	44903	28	276,073			227		73.0	997	0	0	997
Rickenbacker IAP (ANG)	Air Natl Guard	Lockbourne	614-492-4468	43137	43	647,234			1,097	518	270.0	1,344	4	0	1,348
Springfield Beckley Municipal Airport	Air Natl Guard	Springfield	937-327-2100	45502	31	345,031			130		91.7	1,062	0	0	1,062
Toledo Express Airport ANG	Air Natl Guard	Swanton	419-868-4180	43558	39	329,064			135		93.6	1,032	0	0	1,032
Wright Patterson AFB	AF Active	Fairborn	937-257-1110	45433	694	15,342,399			8,145	7,631	4,091.9	7,563	9,999	0	17,562
Youngstown-Warren Regional Airport ARS	AF Reserve	Vienna	330-609-1000	44473	56	579,859			658	567	160.4	1,471	177	0	1,648
OTHER SITE(S) ¹ : 3					9	35,383			388	6	12.1	126	0	0	126
Ohio Total:					941	17,708,327	0	0	10,891	8,788	4,860.8	13,932	10,180	0	24,112
Oklahoma															
Altus AFB	AF Active	Altus	580-482-8100	73523	1,011	4,103,141			7,054	4,087	1,089.9	1,738	1,285	0	3,023
Kegelman AF Auxiliary Field	AF Active	Jet		73749	8	7,696			1,285	1,066	37.6				
Tinker AFB	AF Active	Midwest City	405-732-7321	73145	636	15,290,615			4,886	3,951	3,550.7	8,786	13,384	0	22,170
Tinker Support Annex	AF Active	Midwest City		73110	26	168,539			129	88	69.5				
Tulsa IAP	Air Natl Guard	Tulsa	918-832-8210	73115	52	397,973			80		90.7	1,153	0	0	1,153
Vance AFB	AF Active	Enid	580-213-7111	73705	351	1,579,575			3,280	2,000	484.4	846	125	0	971
Will Rogers World Airport	Air Natl Guard	Oklahoma City	405-686-5210	73179	26	353,796			133		82.1	1,290	0	0	1,290
OTHER SITE(S) ¹ : 9					7	9,890	3	17	670	657	4.3				
Oklahoma Total:					2,117	21,911,225	3	17	17,517	11,849	5,409.1	13,813	14,794	0	28,607
Oregon															
Christmas Valley Radar Site	AF Active	Christmas Valley		97641	4	45,846			2,656	2,656	39.5				
Coos Head ANG	Air Natl Guard	Charleston		97420	11	44,345			43	43	43.3				
Klamath Falls Airport-Kingsley Field	Air Natl Guard	Klamath Falls	503-885-6350	97603	65	473,785			1,072	88	149.5				
Portland IAP	Air Natl Guard	Portland	503-335-4020	97218	65	709,451			246		209.0	2,185	58	0	2,243

¹ US Locations that do not meet criteria of at least ten (10) Acres AND at least \$10M PRV. US Territories and Non-US Locations that do not meet criteria of at least ten (10) Acres OR at least \$10M PRV.

DEPARTMENT OF DEFENSE - Air Force
Base Structure Report - As Of 30 Sept 03

SITE	COMPONENT	NAME NEAREST CITY	PHONE	ZIP CODE	BLDGS OWNED	BLDGS OWNED SQFT	BLDGS LEASED	BLDGS LEASED SQFT	TOTAL ACRES	ACRES OWNED	PRV (\$M)	MIL	CIV	OTHER	TOTAL
OTHER SITE(S) ¹: 2					9	58,837			190	182	14.8				
Oregon Total:					154	1,332,264	0	0	4,207	2,969	456.1	2,185	58	0	2,243
<u>Pennsylvania</u>															
Fort Indiantown Gap ANGS	Air Natl Guard	Lickdale		17003	57	178,534			131		34.2	559	0	0	559
Harrisburg IAP	Air Natl Guard	Middletown	717-948-2200	17057	28	285,911	1	15,077	39		72.5	1,111	0	0	1,111
Pittsburgh IAP (ANG)	Air Natl Guard	Coraopolis	412-474-7359	15108	39	389,885			179		114.7				
Pittsburgh IAP-ARS	AF Reserve	Coraopolis	412-474-8000	15108	54	507,578			181	12	137.5	1,194	121	0	1,315
State College ANGS	Air Natl Guard	State College		16801	4	44,095			27		10.8	131	0	0	131
Willow Grove ARS	AF Reserve	Hatboro	215-443-1050	19090	50	617,337			170	162	184.3	2,249	97	0	2,346
OTHER SITE(S) ¹: 4					3	32,025	1	1,064	385	373	8.1				
Pennsylvania Total:					235	2,055,365	2	16,141	1,112	547	562.3	5,244	218	0	5,462
<u>Puerto Rico</u>															
Camp Santiago Range (ANG)	Air Natl Guard	Salinas			3	4,645			354	354	3.4				
Lajas Radar Site (TARS #16)	AF Active	Lajas			6	10,064			23		14.2				
Luis Munoz Marin IAP	Air Natl Guard	San Juan	787-253-5100	00979	39	293,120			84		114.0	925	0	0	925
Punta Borinquen Radar Site	Air Natl Guard	Aguadilla	787-890-8701	00604	9	51,155			6	6	21.8				
Punta Salinas Radar Site	Air Natl Guard	Catano		00950	15	43,247			30	30	19.8	212	0	0	212
Ramey AF Solar Observatory Research Site	AF Active	Isabela			6	6,044			81	74	2.7	9	0	0	9
Puerto Rico Total:					78	408,275	0	0	578	464	175.9	1,146	0	0	1,146
<u>Rhode Island</u>															
Coventry ANGS	Air Natl Guard	Coventry	401-392-0966	02816	13	55,749			17	17	10.9				
North Smithfield ANGS	Air Natl Guard	Slatersville	401-762-8600	02876	8	63,033			34	34	12.7	204	0	0	204
Quonset State Airport ANG	Air Natl Guard	North Kingston	401-886-1210	02852	25	339,988			94		102.0	967	0	0	967
Rhode Island Total:					46	458,770	0	0	145	51	125.6	1,171	0	0	1,171
<u>South Carolina</u>															
Charleston AFB	AF Active	Charleston	843-963-6000	29404	790	4,333,435			3,733	3,009	985.2	5,972	658	0	6,630
Charleston Defense Fuel Support Point	AF Active	North Charleston		29418	5	2,538			56	50	50.0				
Hunley Park Military Family Hsg	AF Active	North Charleston		29419	262	695,863			271	271	69.6				
McEntire Air Guard Stn	Air Natl Guard	Eastover	803-647-8300	29044	75	670,288			2,473	2,344	202.7	1,235	0	0	1,235
North AF Auxiliary Field	AF Active	North		29112	5	26,045			2,392	2,277	95.8	0	15	0	15
Shaw AFB	AF Active	Sumter	803-895-1110	29152	1,244	5,451,404			3,406	3,310	1,028.6	5,275	492	0	5,767
OTHER SITE(S) ¹: 13					145	481,030			14,756	14,461	16.4				
South Carolina Total:					2,526	11,660,603	0	0	27,087	25,722	2,448.3	12,482	1,165	0	13,647

¹ US Locations that do not meet criteria of at least ten (10) Acres AND at least \$10M PRV. US Territories and Non-US Locations that do not meet criteria of at least ten (10) Acres OR at least \$10M PRV.

DEPARTMENT OF DEFENSE - Air Force
Base Structure Report - As Of 30 Sept 03

SITE	COMPONENT	NAME NEAREST CITY	PHONE	ZIP CODE	BLDGS OWNED	BLDGS OWNED SQFT	BLDGS LEASED	BLDGS LEASED SQFT	TOTAL ACRES	ACRES OWNED	PRV (\$M)	MIL	CIV	OTHER	TOTAL
South Dakota															
Dakota Ridge Family Hsg Annex	AF Active	Rapid City		57701			201	422,814	50		36.0				
Ellsworth AFB	AF Active	Box Elder	605-385-5056	57706	721	6,269,537	251	1,177,843	6,407	5,408	1,852.1	3,402	383	0	3,785
Joe Foss Field ANG	Air Natl Guard	Sioux Falls	605-988-5700	57104	33	405,204			214		104.2	989	0	0	989
OTHER SITE(S) ¹ : 107					4	6,548			3,853	3,728	7.3				
South Dakota Total:					758	6,681,289	452	1,600,657	10,524	9,136	1,999.6	4,391	383	0	4,774
Tennessee															
Arnold Air Station	AF Active	Manchester	931-454-3000	37389	279	2,716,407			39,081	39,080	4,683.3	98	183	0	281
McGhee Tyson Airport	Air Natl Guard	Alcoa	865-985-3200	37777	62	670,619	1	799	346		151.2	1,187	0	0	1,187
Memphis IAP	Air Natl Guard	Oakville	901-541-7111	38118	30	351,991	2	32,100	102		94.3	1,104	0	0	1,104
Nashville IAP	Air Natl Guard	Nashville	6/5-399-5410	37217	34	333,676			88		76.9	1,227	0	0	1,227
OTHER SITE(S) ¹ : 2					14	71,431			22		14.0	251	0	0	251
Tennessee Total:					419	4,144,124	3	32,899	39,639	39,080	5,019.7	3,867	183	0	4,050
Texas															
Air Force Plant No 4	AF Active	Fort Worth			80	5,508,942			727	636	1,036.1	10	9	0	19
Brooks City Base	AF Active	San Antonio	210-536-1110	78235			137	1,850,613	280		329.8	1,218	1,176	0	2,394
Camp Bullis Training Annex	AF Active	San Antonio			9	108,377	2	4,490	21	21	21.6	46	0	0	46
Dyess AFB	AF Active	Abilene	915-696-2864	79607	997	4,431,024			6,342	5,304	1,356.2	5,546	347	0	5,893
Ellington Field	Air Natl Guard	Genoa	281-929-2110	77034	52	439,385	1	1,023	190	190	101.8	1,026	0	0	1,026
Goodfellow 801 Leased Hsg Annex	AF Active	San Angelo					90	276,810	40		18.8				
Goodfellow AFB	AF Active	San Angelo	915-654-3231	76908	175	2,234,205			1,119	1,117	429.3	1,553	536	0	2,089
Hondo Municipal Airport	AF Active	San Antonio			15	73,080	1	33,800	867		97.0				
Kelly Field Annex	AF Active	San Antonio	210-925-1110	78241	132	2,063,834			2,789	2,134	622.1	809	0	0	809
Lackland AFB	AF Active	San Antonio	210-671-1110	78236	722	9,590,706			2,753	2,712	1,780.7	14,125	4,251	0	18,376
Lackland Training Annex	AF Active	San Antonio	210-673-0562	78055	290	1,374,914			4,017	4,017	320.3	1	0	0	1
Laughlin AFB	AF Active	Del Rio	830-298-3511	78843	497	2,368,978			4,524	4,106	655.5	1,024	899	0	1,923
Laughlin AFB Aux 1	AF Active	Spofford			6	3,746			724	403	16.7				
Randolph AFB	AF Active	Universal City	210-652-1110	78150	653	5,416,112			3,129	2,894	1,139.6	4,100	4,713	0	8,813
Seguin AF Auxiliary Field	AF Active	Seguin		78155	5	3,962			961	961	46.7				
Sheppard AFB	AF Active	Wichita Falls	940-676-2511	76311	1,074	8,817,867			5,719	4,640	1,993.9	3,529	1,361	0	4,890
OTHER SITE(S) ¹ : 45					632	12,246,237	156	3,331,277	10,443	8,526	274.4	2,896	196	1	3,093
Texas Total:					5,339	54,681,369	387	5,498,013	44,645	37,661	10,240.5	35,883	13,488	1	49,372
Utah															
Hill AFB	AF Active	Clearfield	801-777-7221	84056	1,234	13,736,084			7,000	6,795	3,265.9	6,937	10,011	0	16,948
Little Mountain Test Annex	AF Active	Ogden			13	107,347			740	731	44.6				
Salt Lake City IAP ANG	Air Natl Guard	Salt Lake City	801-595-2200	84116	51	459,042	1	4,800	135		118.0	1,366	0	0	1,366

¹ US Locations that do not meet criteria of at least ten (10) Acres AND at least \$10M PRV. US Territories and Non-US Locations that do not meet criteria of at least ten (10) Acres OR at least \$10M PRV.

DEPARTMENT OF DEFENSE - Air Force
Base Structure Report - As Of 30 Sept 03

SITE	COMPONENT	NAME NEAREST CITY	PHONE	ZIP CODE	BLDGS OWNED	BLDGS OWNED SQFT	BLDGS LEASED	BLDGS LEASED SQFT	TOTAL ACRES	ACRES OWNED	PRV (\$M)	MIL	CIV	OTHER	TOTAL
Utah Test and Training Range North	AF Active	Wendover		84083	76	314,197			366,539	351,335	175.8				
Utah Test and Training Range South Utah	AF Active	Wendover		84083	32	26,728			572,753	572,752	28.1				
OTHER SITE(S) ¹: 64					19	17,873			276	257	9.4	5	0	0	5
Utah Total:					1,425	14,661,271	1	4,800	947,443	931,870	3,641.8	8,308	10,011	0	18,319
<u>Vermont</u>															
Burlington IAP (ANG)	Air Natl Guard	So Burlington	802-660-5215	05403	41	411,364			231		106.9	992	0	0	992
Vermont Total:					41	411,364	0	0	231	0	106.9	992	0	0	992
<u>Virgin Islands</u>															
OTHER SITE(S) ¹: 1					5	16,462			9	9	5.9				
Virgin Islands Total:					5	16,462	0	0	9	9	5.9	0	0	0	0
<u>Virginia</u>															
Camp Pendleton Military Reservation (ANG)	Air Natl Guard	Virginia Beach		23458	6	68,328			62		14.6				
Langley AFB	AF Active	Hampton	757-764-1110	23665	400	4,959,985	5	66,968	3,152	2,883	1,237.1	9,050	1,848	0	10,898
Langley Family Hsg Annex	AF Active	Poquoson		23662	459	1,930,178			288	285	209.9				
Richmond IAP (Byrd Field)	Air Natl Guard	Sandston	804-236-6000	23150	65	306,963			143		80.8	1,028	0	0	1,028
OTHER SITE(S) ¹: 2							1	500	1,942	1,942	0.1				
Virginia Total:					930	7,265,454	6	67,468	5,587	5,110	1,542.4	10,078	1,848	0	11,926
<u>Wake Islands</u>															
Wake Island Airfield	AF Active	Agana			103	466,525			2,600	2,600	557.6				
Wake Islands Total:					103	466,525	0	0	2,600	2,600	557.6	0	0	0	0
<u>Washington</u>															
Camp Murray ANG	Air Natl Guard	Tacoma	253-512-8000	98430	23	156,649			43		30.9	16	0	0	16
Fairchild AFB	AF Active	Airway Heights	509-247-1212	99011	978	5,936,523			5,823	4,502	1,754.6	4,270	435	0	4,705
Four Lakes Communications Station (ANG)	Air Natl Guard	Cheney		99004	15	68,125			156	63	17.0	129	0	0	129
McChord AFB	AF Active	Tacoma	253-982-1910	98438	753	5,499,405			4,639	4,537	1,613.4	6,083	664	0	6,747
Mukilteo Defense Fuel Support Point	AF Active	Everett		98207	10	23,845			21	21	40.5				
Spokane Family Hsg Annex	AF Active	Spokane		99205	131	308,813			89	81	38.9				
Spokane IAP ANG	Air Natl Guard	Spokane	509-458-5445	99219	15	102,795	3	82,129	79	44	47.0	135	0	0	135
OTHER SITE(S) ¹: 18					76	240,793	1	43,003	531,660	505,443	79.1	349	0	0	349
Washington Total:					2,001	12,336,948	4	125,132	542,510	514,691	3,621.5	10,982	1,099	0	12,081

¹ US Locations that do not meet criteria of at least ten (10) Acres AND at least \$10M PRV. US Territories and Non-US Locations that do not meet criteria of at least ten (10) Acres OR at least \$10M PRV.

DEPARTMENT OF DEFENSE - Air Force
Base Structure Report - As Of 30 Sept 03

SITE	COMPONENT	NAME NEAREST CITY	PHONE	ZIP CODE	BLDGS OWNED	BLDGS OWNED SQFT	BLDGS LEASED	BLDGS LEASED SQFT	TOTAL ACRES	ACRES OWNED	PRV (\$M)	MIL	CIV	OTHER	TOTAL
<u>West Virginia</u>															
EWVRA Shepherd Field ANG	Air Natl Guard	Martinsburg	304-262-5100	25401	31	349,954			207		93.7	1,219	0	0	1,219
Yeager Airport ANG	Air Natl Guard	Charleston	304-341-6126	25311	29	301,829			269	34	73.7	969	0	0	969
OTHER SITE(S)¹ : 1					1	4,000			1		0.7	56	0	0	56
West Virginia Total:					61	655,783	0	0	477	34	168.1	2,244	0	0	2,244
<u>Wisconsin</u>															
Gen Mitchell IAP-ARS	AF Reserve	Milwaukee	414-482-5000	53207	71	413,920			103	102	128.9	1,385	150	0	1,535
General Mitchell IAP (ANG)	Air Natl Guard	Milwaukee	414-944-8410	53207	25	297,147			72		90.1	870	0	0	870
Hardwood Weapons Range (ANG)	Air Natl Guard	Finley			3	7,962			7,865		11.2				
Truax Field	Air Natl Guard	Madison	608-245-4300	53704	51	718,501			154	35	199.2	1,018	0	0	1,018
Volk Field	Air Natl Guard	Camp Douglas	608-427-1210	54618	89	405,711	50	174,331	2,402	11	249.2	253	0	0	253
OTHER SITE(S)¹ : 2									31	1	0.2				
Wisconsin Total:					239	1,843,241	50	174,331	10,627	149	678.8	3,526	150	0	3,676
<u>Wyoming</u>															
Cheyenne Municipal Airport ANG	Air Natl Guard	Cheyenne	307-772-6110	82009	27	343,899			717		87.3	1,114	0	0	1,114
Francis E Warren AFB	AF Active	Cheyenne	307-773-1110	82005	615	4,474,441			5,866	5,866	971.5	3,387	497	0	3,884
Francis E Warren AFB	AF Active	Durham		82005					344	3	11.5				
OTHER SITE(S)¹ : 81					18	70,808			15,239	831	448.5	0	2	0	2
Wyoming Total:					660	4,889,148	0	0	22,166	6,700	1,518.8	4,501	499	0	5,000
US/US Territories:					76,228	556,152,073	2,567	17,027,716	9,580,178	9,283,936	156,735.9	432,207	112,086	164	544,457

¹ US Locations that do not meet criteria of at least ten (10) Acres AND at least \$10M PRV. US Territories and Non-US Locations that do not meet criteria of at least ten (10) Acres OR at least \$10M PRV.

DEPARTMENT OF DEFENSE - Air Force
Base Structure Report - As Of 30 Sept 03

SITE	COMPONENT	NAME NEAREST CITY	PHONE	ZIP CODE	BLDGS OWNED	BLDGS OWNED SQFT	BLDGS LEASED	BLDGS LEASED SQFT	TOTAL ACRES	ACRES OWNED	PRV (\$M)	MIL	CIV	OTHER	TOTAL
<u>Antigua and Barbuda</u>															
Antigua Air Station	AF Active	Barnes Hill			35	108,025			263		97.6	2	0	0	2
Antigua and Barbuda Total:					35	108,025	0	0	263	0	97.6	2	0	0	2
<u>Aruba</u>															
OTHER SITE(S)¹: 1															
									1			4	0	0	4
Aruba Total:					0	0	0	0	1	0	0.0	4	0	0	4
<u>Australia</u>															
OTHER SITE(S)¹: 3															
					42	35,078			6		8.1				
Australia Total:					42	35,078	0	0	6	0	8.1	0	0	0	0
<u>Belgium</u>															
Florennes Air Base	AF Active	Florennes			9	154,045					36.1	7	0	0	7
OTHER SITE(S)¹: 7															
					14	22,163			3		14.6	130	0	1	131
Belgium Total:					23	176,208	0	0	3	0	50.7	137	0	1	138
<u>Colombia</u>															
OTHER SITE(S)¹: 5															
					42	33,970			12		17.0				
Colombia Total:					42	33,970	0	0	12	0	17.0	0	0	0	0
<u>Denmark</u>															
Karup Air Base	AF Active	Karup									99.0				
OTHER SITE(S)¹: 2															
							5	9,911			1.1				
Denmark Total:					0	0	5	9,911	0	0	100.1	0	0	0	0
<u>Ecuador</u>															
OTHER SITE(S)¹: 1															
					13	157,957					0.0	15	0	0	15
Ecuador Total:					13	157,957	0	0	0	0	0.0	15	0	0	15
<u>France</u>															
Istres Air Base	AF Active	Istres					1	361,671			84.4				
France Total:					0	0	1	361,671	0	0	84.4	0	0	0	0
<u>Germany</u>															
Bann Comm Station	AF Active	Bann			5	10,637			6		10.2				
Bann Communication Station No 2	AF Active	Landstuhl			4	16,810			51		8.1	7	1	1	9
Binsfeld Family Hsg Annex	AF Active	Binsfeld					73	173,855	11		18.3				

¹ US Locations that do not meet criteria of at least ten (10) Acres AND at least \$10M PRV. US Territories and Non-US Locations that do not meet criteria of at least ten (10) Acres OR at least \$10M PRV.

DEPARTMENT OF DEFENSE - Air Force
Base Structure Report - As Of 30 Sept 03

SITE	COMPONENT	NAME NEAREST CITY	PHONE	ZIP CODE	BLDGS OWNED	BLDGS OWNED SQFT	BLDGS LEASED	BLDGS LEASED SQFT	TOTAL ACRES	ACRES OWNED	PRV (\$M)	MIL	CIV	OTHER	TOTAL
Bitburg Family Hsg Annex	AF Active	Bitburg			20	316,926			156		404.1				
Bitburg Storage Annex No 2	AF Active	Bitburg			5	31,072			27		105.5				
Buechel Air Base	AF Active	Buechel	011-49-6565-61-		4	4,373			1		14.5	137	0	1	138
Einsiedlerhof Maintenance Anx	AF Active	Einsiedlerhof			2	4,984			14		30.4				
Einsiedlerhof Storage Annex	AF Active	Einsiedlerhof			10	96,623			28		72.8	60	26	0	86
Einsiedlerkoepfe Training Anx	AF Active	Kaiserslautern			3	4,392			311		7.4				
Enkenbach Water System Annex	AF Active	Enkenbach							5		11.3				
Feldberg Radio Relay Site	AF Active	Ober Reifenberg			1	212			4		10.9				
Gateway Gardens Family Hsg Annex	AF Active	Frankfurt			1	19,005			87		241.7				
Geilenkirchen Air Base	AF Active	Geilenkirchen	011-49-2451-63-		8	34,854					32.5	553	26	11	590
Gut Husum Ammunition Storage Annex	AF Active	Jever			1	5,480					13.6				
Herforst Family Hsg Anx	AF Active	Herforst					100	203,316	9		21.0				
Hochspeyer Ammo Stor Anx	AF Active	Hochspeyer			29	56,270			88		34.1				
Husterhoeh Communication Site	AF Active	Pirmasens			2	997			185		6.8				
Jever Air Base	AF Active	Jever			2	7,612					160.9				
Kaiserslautern Fam Hsg Anx No 3	AF Active	Kaiserslautern			1	77			12		25.8				
Kaiserslautern Water System Anx	AF Active	Kaiserslautern			1	182			4		11.5				
Kapaun Administration Anx	AF Active	Kaiserslautern			16	93,128			155		175.6	145	8	4	157
Landstuhl Family Hsg Annex O3	AF Active	Landstuhl			7	20,029			52		130.9				
Landstuhl Maintenance Site	AF Active	Ramstein			32	114,102			25		30.3				
Landstuhl Maintenance Site No 2	AF Active	Spesbach			7	32,074			7		16.4				
Langerkopf Rad Rel Site	AF Active	Leimen			5	37,127			7		17.3				
Oberweis Annex	AF Active	Oberweis			14	15,206			108		45.9				
Pruem Air Station	AF Active	Pruem			13	39,067			49		39.9	6	0	0	6
Ramstein Air Base	AF Active	Landstuhl	011-49-6371-47-	09094	339	2,567,486	1	3,875	3,102		3,128.1	8,128	788	1,592	10,508
Ramstein Storage Annex	AF Active	Kaiserslautern			5	170,634			85		50.3				
Rhein Main Air Base	AF Active	Frankfurt			51	562,820	2	51,806	441		727.8				
Sembach Admin Annex (Wing HQ)	AF Active	Wartenberg			31	549,885			279		505.0	690	59	18	767
Siegenburg Air Range	AF Active	Muehlausen			2	2,550			681		6.0	0	1	8	9
Spangdahlem Air Base	AF Active	Spangdahlem	011-49-6565-61-	09126	224	1,415,013			1,616		1,407.6	4,141	192	455	4,788
Spangdahlem Waste Annex	AF Active	Spang			1	2,446			3		18.2				
Speicher Family Hsg Anx	AF Active	Speicher					210	609,349	20		63.1				
Vogelweh Family Hsg Annex	AF Active	Kaiserslautern			30	197,719			682		885.6	23	0	0	23
OTHER SITE(S) ¹: 19					9	52,365	4	17,882	39		53.2	278	19	35	332
Germany Total:					885	6,482,157	390	1,060,083	8,350	0	8,542.4	14,168	1,120	2,125	17,413

Greece

¹ US Locations that do not meet criteria of at least ten (10) Acres AND at least \$10M PRV. US Territories and Non-US Locations that do not meet criteria of at least ten (10) Acres OR at least \$10M PRV.

DEPARTMENT OF DEFENSE - Air Force
Base Structure Report - As Of 30 Sept 03

SITE	COMPONENT	NAME NEAREST CITY	PHONE	ZIP CODE	BLDGS OWNED	BLDGS OWNED SQFT	BLDGS LEASED	BLDGS LEASED SQFT	TOTAL ACRES	ACRES OWNED	PRV (\$M)	MIL	CIV	OTHER	TOTAL	
OTHER SITE(S) ¹ : 1							1	2,454			0.0					
Greece Total:					0	0	1	2,454	0	0	0.0	0	0	0	0	
Greenland																
Thule Air Base	AF Active	Thule	DSN 268- 1211	09704	233	2,391,372			234,022		2,781.2	131	2	0	133	
Greenland Total:					233	2,391,372	0	0	234,022	0	2,781.2	131	2	0	133	
Italy																
Aviano Administration Annex Group HQ	AF Active	Aviano			6	13,445			8		14.4					
Aviano Air Base	AF Active	Roveredo In Piano	011-39-434- 6671	09604	141	735,710			1,199		726.4	4,114	208	371	4,693	
Aviano Ammunition Storage Annex	AF Active	Roveredo In Piano			9	15,852			47		34.9					
Aviano Bachelor Hsg Annex No 2	AF Active	Aviano			9	223,567			13		74.0					
Aviano Bachelor Hsg Annex Number 1	AF Active	Aviano			25	164,418	2	48,646	39		139.5					
Aviano Family Hsg Annex No 5	AF Active	Aviano					161	300,354			34.9					
Aviano Maintenance Annex	AF Active	Aviano			7	5,008			7		22.7					
Aviano Storage Annex	AF Active	Aviano					3	142,568	6		21.3					
Fontanafredda Family Housing Site	AF Active	Pordenone					54	287,818			30.1					
Maniago Family Housing Site	AF Active	Maniago					19	168,008			17.6					
Pordenone Fam Hsg Site	AF Active	Pordenone					12	141,646			14.8					
Roveredo Storage Annex	AF Active	Roveredo					17	162,201	3		17.0					
San Vito Dei Normanni Air Station	AF Active	Brindisi			2	3,980			25		3.0					
Vigonovo Storage Annex	AF Active	Vigonovo					2	70,984	5		16.6					
OTHER SITE(S) ¹ : 18							29	54,887	40	311,231	29	66.5	133	0	2	135
Italy Total:					228	1,216,867	310	1,633,456	1,381	0	1,233.6	4,247	208	373	4,828	
Japan																
Camp Courtney Family Hsg Annex	AF Active	Gushikawa					64	1,118,023	65	65	165.2					
Camp Kuwae Family Hsg Annex	AF Active	Jagaru					157	575,407	70	70	85.1					
Camp McTureous Family Hsg Annex	AF Active	Gushikawa					78	673,398	64	64	97.9					
Camp Shields Family Hsg Annex	AF Active	Okinawa City					5	5,476	91		106.7					
Camp Zama Communications Station	AF Active	Zama					2	10,619	2	2	16.5					
Camp Zukeran Family Hsg Annex	AF Active	Okinawa City							1,385	453	503.1					
Chitose Administration Annex	AF Active	Chitose			11	59,714			1,067		42.1					
Idesuna Jima Air Range	AF Active	Naha							61		0.0					
Itazuke Auxiliary Airfield	AF Active	Fukuoka							6		31.0					
Kadena Air Base	AF Active	Koza	011-81- 98938-11	96368	1,734	5,747,825			4,931		4,618.4	7,270	495	1,901	9,666	

¹ US Locations that do not meet criteria of at least ten (10) Acres AND at least \$10M PRV. US Territories and Non-US Locations that do not meet criteria of at least ten (10) Acres OR at least \$10M PRV.

DEPARTMENT OF DEFENSE - Air Force
Base Structure Report - As Of 30 Sept 03

SITE	COMPONENT	NAME NEAREST CITY	PHONE	ZIP CODE	BLDGS OWNED	BLDGS OWNED SQFT	BLDGS LEASED	BLDGS LEASED SQFT	TOTAL ACRES	ACRES OWNED	PRV (\$M)	MIL	CIV	OTHER	TOTAL	
Kadena Ammo Storage Annex	AF Active	Kadena Village			356	1,004,125			6,087		951.1					
Makiminato Service Annex	AF Active	Urasoe					40	2,261,406	135	135	334.7					
Misawa Air Base	AF Active	Misawa	011-81-3117-	96319	227	1,142,397			3,865		3,919.2	3,672	150	812	4,634	
			66-													
Misawa Air Range	AF Active	Misawa City			6	4,552			1,892		13.5					
Momote Annex	AF Active	Wakko							30		4.4					
Okuma Recreation Anx	AF Active	Hentona			45	65,885			135		49.9	15	0	26	41	
Owada Communications Station	AF Active	Niiza			2	380			328		24.3					
Senaha Communication Station	AF Active	Kadena			5	17,061			151		12.0					
Tama Service Annex	AF Active	Inagi			21	14,309			483		72.7					
Tokorozawa Transmitter Site	AF Active	Tokorozawa			5	55,203			320		117.8					
Yaedake Communications Annex	AF Active	Motobu			4	7,525			9		13.8					
Yokota Air Base	AF Active	Fussa	011-81-311-	96328	142	632,353			1,750		3,442.1	3,393	240	1,312	4,945	
			755-													
OTHER SITE(S)¹ : 24					13	7,034	21	53,230	42	16	49.0	34	0	7	41	
					Japan Total:	2,571	8,758,363	1,752	7,629,963	22,037	805	14,670.6	14,384	885	4,058	19,327
<u>Netherlands</u>																
OTHER SITE(S)¹ : 3					2	2,641	2	13,005			4.2	134	0	1	135	
					Netherlands Total:	2	2,641	2	13,005	0	0	4.2	134	0	1	135
<u>Netherlands Antilles</u>																
OTHER SITE(S)¹ : 1									1			12	0	0	12	
					Netherlands Antilles Total:	0	0	0	0	1	0.0	12	0	0	12	
<u>Norway</u>																
OTHER SITE(S)¹ : 4							2	4,156			8.2	3	0	0	3	
					Norway Total:	0	0	2	4,156	0	0	8.2	3	0	0	3
<u>Oman</u>																
Masirah Island MPT	AF Active	Dhuwwah							3,000							
Seeb MPT	AF Active	Sib			8	29,554			3,000		61.7	1	0	0	1	
Thumrait MPT	AF Active	Salalah							3,000							
					Oman Total:	8	29,554	0	0	9,000	0	61.7	1	0	0	1
<u>Peru</u>																
OTHER SITE(S)¹ : 2					9	4,230			6		6.5					
					Peru Total:	9	4,230	0	0	6	6.5	0	0	0	0	

¹ US Locations that do not meet criteria of at least ten (10) Acres AND at least \$10M PRV. US Territories and Non-US Locations that do not meet criteria of at least ten (10) Acres OR at least \$10M PRV.

DEPARTMENT OF DEFENSE - Air Force
Base Structure Report - As Of 30 Sept 03

SITE	COMPONENT	NAME NEAREST CITY	PHONE	ZIP CODE	BLDGS OWNED	BLDGS OWNED SQFT	BLDGS LEASED	BLDGS LEASED SQFT	TOTAL ACRES	ACRES OWNED	PRV (\$M)	MIL	CIV	OTHER	TOTAL
Portugal															
Aguilva Munitions Storage Annex	AF Active	Lajes			22	17,293			68		8.2				
Caldeira Ammunition Storage Area	AF Active	Lajes			3	6,331			29		3.3				
Cinco Picos Globecom Annex	AF Active	Praia Da Victoria			2	19,332			159		11.1				
Covadascinzas Petroleum Products Stg Anx	AF Active	Praia Da Victoria							41		68.3				
Lajes Field	AF Active	Lajes	011-351-295-540	09720	321	2,539,675			973		977.5	931	85	610	1,626
Lajes Water System Annex	AF Active	Lajes							1		10.1				
Praia Da Victoria Dock Annex	AF Active	Praia Da Victoria			11	19,106			4		18.8				
Praia Da Victoria Fuel Storage Annex	AF Active	Praia Da Victoria			11	5,035			53		133.4				
Villa Nova Globecom Annex	AF Active	Villa Nova			1	12,705			99		6.5				
OTHER SITE(S) ¹: 11					3	1,557			18		4.9				
Portugal Total:					374	2,621,034	0	0	1,445	0	1,242.0	931	85	610	1,626
Saint Helena															
Ascension Auxiliary Airfield	AF Active	Georgetown			107	364,486			3,856		317.0				
Saint Helena Total:					107	364,486	0	0	3,856	0	317.0	0	0	0	0
Singapore															
Sembawang Hsg	AF Active	Sembawang									43.9				
Singapore Total:					0	0	0	0	0	0	43.9	0	0	0	0
South Korea															
Camp Humphreys Communications Site	AF Active	Pyongteak					21	177,302	19	19	33.3				
Camp Red Cloud Communications Site	AF Active	Euijeongbu					13	85,209	4	4	17.1				
Kimhae Storage Annex	AF Active	Kimhae			29	321,270			86		97.4				
Koon Ni Air Range	AF Active	Koon Ni			19	27,171			5,882		8.9				
Kunsan Air Base	AF Active	Kunsan	011-82-63-470-1	96246	398	2,956,830			2,557		1,209.8	2,784	45	585	3,414
Kwang-Ju Air Base	AF Active	Kwang Ju			104	652,862			313		232.0	27	0	1	28
Osan Air Base	AF Active	Song Tan	011-82-31-661-1	96278	525	5,125,158	6	272,559	1,794		1,878.2	5,440	147	1,225	6,812
Osan Ni Ammunition Storage Annex	AF Active	Osan Ni			19	69,501			603		27.4				
Pil-Sung Air Range	AF Active	Sangori-Ni			8	19,622			27		13.2				
Suwon Air Base	AF Active	Suwon			38	183,240			235		322.1	419	9	48	476
Taegu Air Base	AF Active	Taegu			158	832,929			763		272.8	91	1	2	94
Wonju Air Station	AF Active	Wonju			12	6,165	5	10,491	93		33.9	11	0	0	11

¹ US Locations that do not meet criteria of at least ten (10) Acres AND at least \$10M PRV. US Territories and Non-US Locations that do not meet criteria of at least ten (10) Acres OR at least \$10M PRV.

DEPARTMENT OF DEFENSE - Air Force
Base Structure Report - As Of 30 Sept 03

SITE	COMPONENT	NAME NEAREST CITY	PHONE	ZIP CODE	BLDGS OWNED	BLDGS OWNED SQFT	BLDGS LEASED	BLDGS LEASED SQFT	TOTAL ACRES	ACRES OWNED	PRV (\$M)	MIL	CIV	OTHER	TOTAL
OTHER SITE(S)¹ : 7					3	22,020	16	50,312	9	1	15.4	14	1	12	27
South Korea Total:					1,313	10,216,768	61	595,873	12,385	24	4,161.3	8,786	203	1,873	10,862
Spain															
Moron Air Base	AF Active	Moron De La Frontera	011-34-955-84-8		148	678,642			2,811		581.4	113	6	11	130
OTHER SITE(S)¹ : 1							1	1,296			0.0				
Spain Total:					148	678,642	1	1,296	2,811	0	581.4	113	6	11	130
Turkey															
Ankara Administration Office	AF Active	Ankara			18	146,469			24		31.8	12	0	1	13
Batman Air Base	AF Active	Batman									18.2				
Cigli Air Base	AF Active	Buyuk Cigli			7	46,467					18.7				
Incirlik Air Base Adana	AF Active	Incirlik	011-90-322-316-	09824	665	3,584,145			3,338		1,125.4	1,394	116	136	1,646
Izmir Air Station	AF Active	Izmir	011-90-232-484-		5	7,768	8	288,328	1		50.9	91	7	47	145
Izmir Storage Annex No 2	AF Active	Izmir			11	5,951	14	122,906	11		22.2				
Mus Air Base	AF Active	Mus			11	22,011					13.0				
Yumurtalik Petroleum Prod Storage Annex	AF Active	Yumurtalik			5	7,343			142		29.1	1	0	3	4
OTHER SITE(S)¹ : 10					7	112,980	8	35,733	1		17.9				
Turkey Total:					729	3,933,134	30	446,967	3,517	0	1,327.2	1,498	123	187	1,808
United Kingdom															
Beck Row Family Hsg	AF Active	Yildenhall					95	137,251			15.2				
Eriswell Family Hsg Annex	AF Active	Eriswell					144	723,183	62		75.7				
Lynn Wood Family Hsg	AF Active	Thetford					87	203,032	22		22.0				
Newmarket Fam Hsg Anx No 3	AF Active	Newmarket									42.4				
RAF Alconbury	AF Active	Alconbury			177	1,130,317			203		289.9	188	45	69	302
RAF Barford St John Transmitter Annex	AF Active	Barford St John			2	28,362			476		23.4				
RAF Bicester	AF Active	Bicester			255	202,684			35		36.7				
RAF Chelveston Fam Hsg Anx	AF Active	Rushden			21	79,056			17		11.8				
RAF Croughton	AF Active	Croughton	DSN 314-236-111	09494	154	623,724			694		232.7	287	37	87	411
RAF Fairford	AF Active	Fairford	011-44-1285-71-		85	350,712			1,170		564.3	195	20	61	276
RAF Feltwell	AF Active	Feltwell			18	116,927			332		202.3	59	2	30	91
RAF Lakenheath	AF Active	Lakenheath	011-44-1638-52-	09464	490	3,513,117			2,004		1,645.2	4,740	256	393	5,389

¹ US Locations that do not meet criteria of at least ten (10) Acres AND at least \$10M PRV. US Territories and Non-US Locations that do not meet criteria of at least ten (10) Acres OR at least \$10M PRV.

DEPARTMENT OF DEFENSE - Air Force
Base Structure Report - As Of 30 Sept 03

SITE	COMPONENT	NAME NEAREST CITY	PHONE	ZIP CODE	BLDGS OWNED	BLDGS OWNED SQFT	BLDGS LEASED	BLDGS LEASED SQFT	TOTAL ACRES	ACRES OWNED	PRV (\$M)	MIL	CIV	OTHER	TOTAL
RAF Mildenhall	AF Active	Mildenhall	011-44-1638-54-	09459	279	1,659,903			1,121		1,005.6	3,871	228	407	4,506
RAF Mildenhall Storage Annex	AF Active	Mildenhall			18	19,528			36		6.4				
RAF Molesworth	AF Active	Thrapston	011-44-1480-82-		60	174,451			659		199.7	989	2	2	993
RAF Molesworth Storage Anx No 12	AF Active	Molesworth			2	30,988			37		9.4				
RAF Shepherds Grove Family Hsg Annex	AF Active	Stanton			27	56,580			18		11.1				
RAF Upwood	AF Active	Upwood	011-44-1480-84-		2	46,471			22		29.1	43	1	2	46
RAF Welford Ammo Stor Area	AF Active	Newbury			81	237,241			806		307.1				
OTHER SITE(S) ¹ : 31					42	91,022	96	230,918	51		79.5	5	0	0	5
United Kingdom Total:					1,713	8,361,083	562	1,693,524	7,765	0	4,809.5	10,377	591	1,051	12,019
Venezuela															
OTHER SITE(S) ¹ : 2					9	3,088			3		2.6				
Venezuela Total:					9	3,088	0	0	3	0	2.6	0	0	0	0
OVERSEAS:					8,484	45,574,658	3,117	13,452,359	306,864	829	40,151.1	54,943	3,223	10,290	68,456
Worldwide Totals:					84,712	601,726,731	5,684	30,480,075	9,887,042	9,284,765	196,886.9	487,150	115,309	10,454	612,913

¹ US Locations that do not meet criteria of at least ten (10) Acres AND at least \$10M PRV. US Territories and Non-US Locations that do not meet criteria of at least ten (10) Acres OR at least \$10M PRV.

DEPARTMENT OF DEFENSE - USMC
Base Structure Report - As Of 30 Sept 03

SITE	COMPONENT	NAME NEAREST CITY	PHONE	ZIP CODE	BLDGS OWNED	BLDGS OWNED SQFT	BLDGS LEASED	BLDGS LEASED SQFT	TOTAL ACRES	ACRES OWNED	PRV (\$M)	MIL	CIV	OTHER	TOTAL
Alabama															
OTHER SITE(S) ¹ : 2					8	45,379	1	200	13	11	6.9	544	12	0	556
Alabama Total:					8	45,379	1	200	13	11	6.9	544	12	0	556
Arizona															
MCAS Yuma	USMC Active	Yuma	510-341-2011		266	2,306,271			4,427	3,180	1,017.4	3,847	731	0	4,578
MCAS Yuma (Housing)	USMC Active	Yuma			225	1,005,331			145	145	121.4				
MCAS Yuma (Hsg-Off Base Fy 81)	USMC Active	Yuma			25	147,392			23	23	21.1				
OTHER SITE(S) ¹ : 6					51	168,123					77.8				
Arizona Total:					567	3,627,117	0	0	4,594	3,347	1,237.8	3,847	731	0	4,578
California															
MCAGCC 29 Palms (Vista Del Sol)	USMC Active	Twentynine Palms					151	701,035	111		83.7				
MCAGCC Twentynine Palms	USMC Active	Twentynine Palms	760-830-6000	92278	443	4,388,515			605,505	605,269	1,705.0	9,646	1,235	0	10,881
MCAS Camp Pendleton	USMC Active	Camp Pendleton	760-725-4110	92055	70	856,331			411	411	361.6	5,116	87	0	5,203
MCAS El Toro Santa Ana	Caretaker	Irvine		92709	1,108	6,130,117			4,777	4,761	1,874.8	5	0	0	5
MCAS Miramar	USMC Active	San Diego	619-577-1011	92145	417	5,345,793			22,941	22,499	1,784.5	10,030	406	0	10,436
MCAS Tustin	Disestab	Tustin		92710	106	1,290,405			1,280	1,280	497.1	83	0	0	83
MCAS Yuma (Choc Mt Arial Grry Rng)	USMC Active	Niland			4	37,828			459,506	459,506	12.0				
MCB Camp Pendleton (Mwtc Bridgeport)	USMC Active	Bridgeport			40	292,479			60,513		100.6	26	0	0	26
MCLB Barstow (Nebo Area)	USMC Active	Barstow			328	2,690,341			1,879	1,879	679.0	270	1,204	0	1,474
MCLB Barstow (Yermo Area)	USMC Active	Barstow			80	1,877,091			1,859	1,859	613.6	43	1,168	0	1,211
MCRD San Diego	USMC Active	San Diego	619-524-8762	92140	139	2,501,244			433	433	588.0	1,569	409	0	1,978
OTHER SITE(S) ¹ : 48					4,659	26,311,271	39	39,450	129,136	129,110	5,619.9	30,605	3,308	0	33,913
California Total:					7,394	51,721,415	190	740,485	1,288,353	1,227,008	13,919.9	57,393	7,817	0	65,210
District of Columbia															
OTHER SITE(S) ¹ : 1					10	130,131			5	5	47.0	1,080	53	0	1,133
District of Columbia Total:					10	130,131	0	0	5	5	47.0	1,080	53	0	1,133
Florida															
MCLB Albany (Blount Island Jax FL)	USMC Active	Jacksonville					15	610,260	262		84.6				
OTHER SITE(S) ¹ : 2					5	30,991			130	111	7.0				
Florida Total:					5	30,991	15	610,260	392	111	91.5	0	0	0	0

¹ US Locations that do not meet criteria of at least ten (10) Acres AND at least \$10M PRV. US Territories and Non-US Locations that do not meet criteria of at least ten (10) Acres OR at least \$10M PRV.

DEPARTMENT OF DEFENSE - USMC

Base Structure Report - As Of 30 Sept 03

SITE	COMPONENT	NAME NEAREST CITY	PHONE	ZIP CODE	BLDGS OWNED	BLDGS OWNED SQFT	BLDGS LEASED	BLDGS LEASED SQFT	TOTAL ACRES	ACRES OWNED	PRV (\$M)	MIL	CIV	OTHER	TOTAL
Georgia															
MCLB Albany	USMC Active	Albany	229-639-5000	31704	317	6,230,000			3,619	3,616	862.4	939	3,755	0	4,694
MCLB Albany (Hospital Site)	USMC Active	Albany			1	76,211			10	10	14.2				
MCLB Albany (Housing Area No 1)	USMC Active	Albany			253	511,027			120	120	36.6				
OTHER SITE(S) ¹ : 2					4	29,602			5,223	5,183	5.0				
Georgia Total:					575	6,846,840	0	0	8,972	8,930	918.2	939	3,755	0	4,694
Hawaii															
MCB HAWAII Kaneohe	USMC Active	Kaneohe	808-257-7772	96863	571	4,584,355			3,905	3,904	2,140.4	9,569	1,004	0	10,573
MCB Hawaii Kaneohe (Housing)	USMC Active	Kaneohe			1,044	3,646,265			123	123	625.4				
MCB Hawaii Kaneohe (Manana Capehart)	USMC Active	Pearl City			109	271,137			62	62	49.5				
MCB Hawaii Kaneohe (Oahu)	USMC Active	Camp Hm Smith M Corp			65	708,598			221	219	218.9	0	165	0	165
MCB Hawaii Kaneohe (Pearl City Annex)	USMC Active	Pearl City			6	235,427			27	27	46.5				
MCB Hawaii Kaneohe (Puuloa-Oahu)	USMC Active	Ewa Beach			22	58,897			140	140	107.7				
OTHER SITE(S) ¹ : 4							3	360	31,128	24,818	2.8	23	0	0	23
Hawaii Total:					1,817	9,504,679	3	360	35,606	29,293	3,191.4	9,592	1,169	0	10,761
Illinois															
OTHER SITE(S) ¹ : 1					1	28,438			4		6.7	67	17	0	84
Illinois Total:					1	28,438	0	0	4	0	6.7	67	17	0	84
Indiana															
OTHER SITE(S) ¹ : 1					1	19,198			4		3.1				
Indiana Total:					1	19,198	0	0	4	0	3.1	0	0	0	0
Louisiana															
OTHER SITE(S) ¹ : 3							3	24,850	19	7	3.9	1,162	34	0	1,196
Louisiana Total:					0	0	3	24,850	19	7	3.9	1,162	34	0	1,196
Maryland															
OTHER SITE(S) ¹ : 1					3	45,082			9	9	7.4	28	0	0	28
Maryland Total:					3	45,082	0	0	9	9	7.4	28	0	0	28

¹ US Locations that do not meet criteria of at least ten (10) Acres AND at least \$10M PRV. US Territories and Non-US Locations that do not meet criteria of at least ten (10) Acres OR at least \$10M PRV.

DEPARTMENT OF DEFENSE - USMC
Base Structure Report - As Of 30 Sept 03

SITE	COMPONENT	NAME NEAREST CITY	PHONE	ZIP CODE	BLDGS OWNED	BLDGS OWNED SQFT	BLDGS LEASED	BLDGS LEASED SQFT	TOTAL ACRES	ACRES OWNED	PRV (\$M)	MIL	CIV	OTHER	TOTAL
Massachusetts															
MCRC Chicopee Hsng	USMC Reserve	Chicopee			137	558,580			84	84	62.8	1	0	0	1
Massachusetts Total:					137	558,580	0	0	84	84	62.8	1	0	0	1
Michigan															
OTHER SITE(S) ¹: 1							1	106,932	3		18.8	223	0	0	223
Michigan Total:					0	0	1	106,932	3	0	18.8	223	0	0	223
Missouri															
MCSPACT Kansas City (Family Housing)	USMC Active	Belton			239	614,881			87	87	56.9				
MCSPACT Kansas City (Richards Gebaur ARS)	USMC Active	Kansas City			14	242,721	8	66,260	97	14	65.7	209	170	0	379
Missouri Total:					253	857,602	8	66,260	184	101	122.6	209	170	0	379
New York															
MCRC Syracuse	USMC Reserve	Syracuse			4	22,453			264	264	11.4	16	0	0	16
OTHER SITE(S) ¹: 3							229	589,142	7	7	84.8	870	47	0	917
New York Total:					233	611,595	0	0	271	271	96.2	886	47	0	933
North Carolina															
MCAS Cherry Point	USMC Active	Cherry Point	252-466-2811	28533	412	5,729,208			12,197	10,609	1,784.4	8,894	5,805	0	14,699
MCAS Cherry Point (ALF Bogue)	USMC Active	Bogue			22	61,410			837	837	62.8				
MCAS Cherry Point (Housing)	USMC Active	Cherry Point			1,508	3,165,588			930	930	339.2				
MCAS Cherry Point (MCAS-H Oak Grove)	USMC Active	Pollocksville			4	5,531			976	976	31.8				
MCAS Cherry Point (OLF Atlantic)	USMC Active	Atlantic			5	18,424			1,473	1,469	36.2				
MCAS Cherry Point (Point Of Marsh Target)	USMC Active	Atlantic			5	19,466	1	216	12,460	12,460	11.8				
MCB Camp Lejeune (Greater Sandy Run Area)	USMC Active	Camp Lejeune			15	22,812			40,126	40,126	82.5				
MCB Camp Lejeune (MCAS New River)	USMC Active	Camp Lejeune			724	3,461,769			3,728	2,772	881.3	1	0	0	1
OTHER SITE(S) ¹: 20					3,992	22,147,655	1	81	114,958	83,972	4,947.6	38,063	3,384	0	41,447
North Carolina Total:					6,687	34,631,863	2	297	187,687	154,152	8,177.6	46,958	9,189	0	56,147
Ohio															
OTHER SITE(S) ¹: 1							3	55,105	11	11	9.7				

¹ US Locations that do not meet criteria of at least ten (10) Acres AND at least \$10M PRV. US Territories and Non-US Locations that do not meet criteria of at least ten (10) Acres OR at least \$10M PRV.

DEPARTMENT OF DEFENSE - USMC
Base Structure Report - As Of 30 Sept 03

SITE	COMPONENT	NAME NEAREST CITY	PHONE	ZIP CODE	BLDGS OWNED	BLDGS OWNED SQFT	BLDGS LEASED	BLDGS LEASED SQFT	TOTAL ACRES	ACRES OWNED	PRV (\$M)	MIL	CIV	OTHER	TOTAL
Ohio Total:					3	55,105	0	0	11	11	9.7	0	0	0	0
<u>Pennsylvania</u>															
OTHER SITE(S)¹ : 4					7	61,028			11	8	11.9	16	0	0	16
Pennsylvania Total:					7	61,028	0	0	11	8	11.9	16	0	0	16
<u>Puerto Rico</u>															
MCRC San Juan	USMC Reserve	San Juan			4	111,421			31	31	40.4	13	0	0	13
Puerto Rico Total:					4	111,421	0	0	31	31	40.4	13	0	0	13
<u>South Carolina</u>															
MCAS Beaufort	USMC Active	Beaufort	843-228-7100	29904	260	2,299,316	2	803	6,349	5,720	834.7	4,206	674	0	4,880
MCAS Beaufort (L B Housing)	USMC Active	Laurel Bay			7	41,562	1	38,923	753	753	46.5				
MCRD Beaufort Parris Island	USMC Active	Parris Island	843-228-3721	29905	303	3,343,142			8,069	8,036	860.4	1,951	813	0	2,764
OTHER SITE(S)¹ : 7					1,460	2,080,472			490	490	208.2	17	0	0	17
South Carolina Total:					2,030	7,764,492	3	39,726	15,660	14,998	1,949.8	6,174	1,487	0	7,661
<u>Tennessee</u>															
OTHER SITE(S)¹ : 1					3	26,056			6	6	4.9	30	16	0	46
Tennessee Total:					3	26,056	0	0	6	6	4.9	30	16	0	46
<u>Texas</u>															
OTHER SITE(S)¹ : 2					7	41,488			462	462	6.5	10	0	0	10
Texas Total:					7	41,488	0	0	462	462	6.5	10	0	0	10
<u>Virginia</u>															
HQBN HQMC Arlington	USMC Active	Arlington	703-614-1235	22214	12	103,865			24	24	79.5	2,231	882	0	3,113
MCB Quantico	USMC Active	Quantico	703-784-2121	22134	1,277	6,688,479			60,524	60,520	1,367.1	6,834	3,270	0	10,104
MCB Quantico (Camp Upshur)	USMC Active	Quantico			72	180,416			10	10	22.0				
OTHER SITE(S)¹ : 10					201	1,573,544			16	16	506.8	1,047	96	0	1,143
Virginia Total:					1,562	8,546,304	0	0	60,574	60,570	1,975.4	10,112	4,248	0	14,360
<u>Washington</u>															
OTHER SITE(S)¹ : 1					5	32,042			12	12	6.5	32	0	0	32
Washington Total:					5	32,042	0	0	12	12	6.5	32	0	0	32
US/US Territories:					21,312	125,296,846	226	1,589,370	1,602,964	1,499,426	31,916.9	139,316	28,745	0	168,061

¹ US Locations that do not meet criteria of at least ten (10) Acres AND at least \$10M PRV. US Territories and Non-US Locations that do not meet criteria of at least ten (10) Acres OR at least \$10M PRV.

DEPARTMENT OF DEFENSE - USMC

Base Structure Report - As Of 30 Sept 03

SITE	COMPONENT	NAME NEAREST CITY	PHONE	ZIP CODE	BLDGS OWNED	BLDGS OWNED SQFT	BLDGS LEASED	BLDGS LEASED SQFT	TOTAL ACRES	ACRES OWNED	PRV (\$M)	MIL	CIV	OTHER	TOTAL
Japan															
MCAS Iwakuni	USMC Active	Iwakuni	011-81-6117-53-	96310	211	907,643			1,342		1,576.5	5,660	925	822	7,407
MCAS Iwakuni (Housing)	USMC Active	Iwakuni			3	3,970			36		35.5				
MCAS Iwakuni (Iwakuni Rest Sea Area)	USMC Active	Iwakuni							5,156						
MCAS Iwakuni (Monzen Housing Area)	USMC Active	Iwakuni							32		95.0				
MCB Camp S D Butler Okinawa (Asp 2-6022)	USMC Active	Koza			10	13,000			657		13.5	59	0	0	59
MCB Camp S D Butler Okinawa (Camp Courtney-6029)	USMC Active	Tengan			68	305,547			333		515.2	0	1	0	1
MCB Camp S D Butler Okinawa (Camp Foster-6044)	USMC Active	Zukeran			1,499	3,761,324			1,588		1,835.0	626	0	0	626
MCB Camp S D Butler Okinawa (Camp Fuji Japan-3127)	USMC Active	Camp Fuji			35	69,119	1	2,210	309		219.7	7	0	0	7
MCB Camp S D Butler Okinawa (Camp Gonsalves)	USMC Active	Henoko Okinawa			17	10,502			19,356		16.4				
MCB Camp S D Butler Okinawa (Camp Hansen-6011)	USMC Active	Onna Okinawa			149	689,099			12,647		1,097.7	0	492	2,456	2,948
MCB Camp S D Butler Okinawa (Camp Kinser-6056)	USMC Active	Makiminato Okinawa			147	3,524,179			676		1,529.2				
MCB Camp S D Butler Okinawa (Camp Lester-6043)	USMC Active	Chatan Okinawa			148	631,695			169		339.5	845	0	0	845
MCB Camp S D Butler Okinawa (Camp Mctureous-6031)	USMC Active	Tengan			6	82,127			94		199.7				
MCB Camp S D Butler Okinawa (Camp Schwab-6009)	USMC Active	Henoko Okinawa			98	393,762			5,089		490.9				
MCB Camp S D Butler Okinawa (Fuji Maneuver JA-3183)	USMC Active	Camp Fuji							33,280						
MCB Camp S D Butler Okinawa (Gimbaru Trn Area-6017)	USMC Active	Onna Okinawa			2	1,968			149		1.7				
MCB Camp S D Butler Okinawa (Henoko Ammo Area-6010)	USMC Active	Henoko Okinawa			55	137,286			300		110.4				
MCB Camp S D Butler Okinawa (Ie Jima Aux Airfield)	USMC Active	Henoko Okinawa			14	26,530			1,981		24.0				
MCB Camp S D Butler Okinawa (Kin Blue Beach-6020)	USMC Active	Onna Okinawa							94		2.5				
MCB Camp S D Butler Okinawa (MCAS Futenma-6051)	USMC Active	Futemma			170	1,080,112			1,188		794.8	115	0	8	123
MCB Camp S D Butler Okinawa (Yomitan-6027)	USMC Active	Sobe							471						
OTHER SITE(S) ¹: 7															
								13	28,200	23	9.4	14,159	527	2,212	16,898
Japan Total:					2,632	11,637,863	14	30,410	84,971	0	8,906.5	21,471	1,945	5,498	28,914

¹ US Locations that do not meet criteria of at least ten (10) Acres AND at least \$10M PRV. US Territories and Non-US Locations that do not meet criteria of at least ten (10) Acres OR at least \$10M PRV.

DEPARTMENT OF DEFENSE - USMC
Base Structure Report - As Of 30 Sept 03

SITE	COMPONENT	NAME NEAREST CITY	PHONE	ZIP CODE	BLDGS OWNED	BLDGS OWNED SQFT	BLDGS LEASED	BLDGS LEASED SQFT	TOTAL ACRES	ACRES OWNED	PRV (\$M)	MIL	CIV	OTHER	TOTAL
Kenya															
OTHER SITE(S) ¹ : 1					4	15,578					8.0				
Kenya Total:					4	15,578	0	0	0	0	8.0	0	0	0	0
OVERSEAS:					2,636	11,653,441	14	30,410	84,971		8,914.5	21,471	1,945	5,498	28,914
Worldwide Totals:					23,948	136,950,287	240	1,619,780	1,687,935	1,499,426	40,831.3	160,787	30,690	5,498	196,975

¹ US Locations that do not meet criteria of at least ten (10) Acres AND at least \$10M PRV. US Territories and Non-US Locations that do not meet criteria of at least ten (10) Acres OR at least \$10M PRV.

DEPARTMENT OF DEFENSE - WHS

Base Structure Report - As Of 30 Sept 03

SITE	COMPONENT	NAME NEAREST CITY	PHONE	ZIP CODE	BLDGS OWNED	BLDGS OWNED SQFT	BLDGS LEASED	BLDGS LEASED SQFT	TOTAL ACRES	ACRES OWNED	PRV (\$M)	MIL	CIV	OTHER	TOTAL
<u>District of Columbia</u>															
PENTAGON RESERVATION	WHS	WASHINGTON		22222	27	8,199,587			442	438	3,418.4				
District of Columbia Total:					27	8,199,587	0	0	442	438	3,418.4	0	0	0	0
US/US Territories:					27	8,199,587			442	438	3,418.4				
Worldwide Totals:					27	8,199,587			442	438	3,418.4				

¹ US Locations that do not meet criteria of at least ten (10) Acres AND at least \$10M PRV. US Territories and Non-US Locations that do not meet criteria of at least ten (10) Acres OR at least \$10M PRV.

DEPARTMENT OF DEFENSE

Base Structure Report - As Of 30 Sept 03

X. STATE OWNED - ARMY NATIONAL GUARD

**State Owned - Army National Guard
Base Structure Report - As Of 30 Sept 03**

SITE	COMPONENT	NAME NEAREST CITY	PHONE	ZIP CODE	STATE BLDGS OWNED	STATE BLDGS OWNED SQFT	BLDGS LEASED	BLDGS LEASED SQFT	TOTAL ACRES	ACRES OWNED	PRV (\$M)	MIL	CIV	OTHER	TOTAL	
Alabama																
AASF 02 Birmingham	Army Guard	Birmingham		35217	4	91,340			85	85	27.1					
AASF 3 Bates Field Mobile	Army Guard	Mobile		36608	5	43,724			77		14.5					
AFRC Birmingham	Army Guard	Birmingham		35209	3	120,820			26	26	16.6					
Cromwell Pickens Florence	Army Guard	Florence		35630	5	33,615			11	11	5.3	225	0	0	225	
Ft Whiting Mobile	Army Guard	Mobile		36605	1	55,193			33	33	7.3	272	0	0	272	
Jackson M Balch Huntsville	Army Guard	Huntsville		35805	5	47,657			8	8	6.9	277	0	0	277	
Julis W Hicks Enterprise	Army Guard	Enterprise		36330	6	38,381			14	14	5.6	202	0	0	202	
Northport	Army Guard	Northport		35476	5	38,812			11	11	6.1	181	0	0	181	
R W Shepherd Hope Hull	Army Guard	Hope Hull		36043	4	115,549			62	62	18.1	366	0	0	366	
S Ralph Terhune Birmingham	Army Guard	Birmingham		35217	3	60,882			8	8	10.8	194	0	0	194	
Selma	Army Guard	Selma		36701	7	54,044			9	9	8.3	252	0	0	252	
State Military Dept Montgomery	Army Guard	Montgomery		36109	22	328,183			66	66	39.0	41	0	0	41	
OTHER SITE(S)²: 120						228	2,175,923	3	14,282	900	900	305.7	11,993	1	0	11,994
Alabama Total:					298	3,204,123	3	14,282	1,310	1,234	471.2	14,003	1	0	14,004	
Alaska																
NG Alcantra Armory Complex	Army Guard	Wasilla		99645	7	24,670			360	360	7.9					
NG Bethel Arm OMS	Army Guard	Bethel		99559	6	21,297			21,252		5.8	87	0	0	87	
NG Fairbanks Arm OMS	Army Guard	Fairbanks		99701	4	33,444			5		10.0	90	0	0	90	
OTHER SITE(S)²: 27						44	212,542	1	1,500	24,334	23	94.9	355	0	0	355
Alaska Total:					61	291,952	1	1,500	45,950	383	118.6	532	0	0	532	
Arizona																
Bellemont Armory	Army Guard	Bellemont		86015	4	29,330			15	15	5.5	268	0	146	414	
Mesa Armory	Army Guard	Mesa		85201	10	38,288			5	5	6.9	324	0	0	324	
Picacho Aviation TS	Army Guard	Picacho		85241	2	6,158			320	320	13.8					
Silver Bell Army Heliport	Army Guard	Marana		85653	15	290,112			161	161	72.9	620	2	24	646	
Silverlake Readiness Center	Army Guard	Tucson		85713	7	43,396			10	10	6.6	76	0	0	76	
Valencia Readiness Center	Army Guard	Tucson		85706	4	46,195			20	20	9.6	242	0	1	243	
OTHER SITE(S)²: 18						52	293,479	1	4,982	96	82	53.4	1,081	0	0	1,081
Arizona Total:					94	746,958	1	4,982	626	612	168.7	2,611	2	171	2,784	
Arkansas																
Camp Joseph T Robinson	Army Guard	N. Little Rock		72199	248	1,670,011			32,814	32,814	387.4	1,695	11	431	2,137	
OTHER SITE(S)²: 72						95	1,104,969	1	1,200	355	355	165.7	6,255	0	0	6,255
Arkansas Total:					343	2,774,980	1	1,200	33,169	33,169	553.1	7,950	11	431	8,392	

² All Locations that do not meet criteria of at least five (5) Acres AND at least \$5M PRV.

**State Owned - Army National Guard
Base Structure Report - As Of 30 Sept 03**

SITE	COMPONENT	NAME NEAREST CITY	PHONE	ZIP CODE	STATE BLDGS OWNED	STATE BLDGS OWNED SQFT	BLDGS LEASED	BLDGS LEASED SQFT	TOTAL ACRES	ACRES OWNED	PRV (\$M)	MIL	CIV	OTHER	TOTAL
California															
Camp Morena	Army Guard	Campo		91906					62	62	12.1				
Fairfield	Army Guard	Fairfield		94535	1	39,063			5	5	7.2	59	0	3	62
Fresno Avcrad Dakota	Army Guard	Fresno		93727	2	87,033			48		18.3	472	0	75	547
Long Beach Csms Stearns	Army Guard	Long Beach		90822	7	57,182			5	5	10.7	0	0	6	6
Long Beach Redondo	Army Guard	Long Beach		90822	3	59,766			20	20	11.2	462	0	10	472
MTA Camp San Luis Ob	Army Guard	Sn Luis Obispo		93403	326	1,107,359			4,100	4,100	236.2	362	0	469	831
Sacramento 58th	Army Guard	Sacramento		95819	4	35,789			6	6	6.6	271	0	0	271
Sacramento Meadowview	Army Guard	Sacramento		95832	2	40,379			9	9	7.6	325	0	4	329
Sacramento OTAG STARC	Army Guard	Sacramento		95827	1	110,500			8		20.3	334	11	237	582
San Diego	Army Guard	San Diego		92111	5	56,044			18	18	10.1	847	0	2	849
San Francisco	Army Guard	San Francisco		94132	2	35,384			8	8	7.6	219	0	0	219
San Jose Hedding	Army Guard	San Jose		95110	4	43,264			6	6	7.2	303	0	0	303
Stockton Armory OMS	Army Guard	Stockton		95206	5	57,274			10	10	9.7	105	0	0	105
OTHER SITE(S)²: 113					199	1,669,965	6	186,610	460	352	355.5	10,749	0	28	10,777
California Total:					561	3,399,002	6	186,610	4,766	4,601	720.3	14,508	11	834	15,353
Colorado															
Aurora	Army Guard	Aurora		80012	2	47,115			6		8.4	132	0	2	134
Centennial	Army Guard	Centennial		80112	3	92,123			8		16.7	175	1	54	230
Gypsum (HAATS)	Army Guard	Gypsum		81637	1	25,675	1	224	44		7.8	12	0	17	29
Watkins	Army Guard	Watkins		80137	5	60,465			13		10.8	235	0	14	249
OTHER SITE(S)²: 21					34	253,651	6	123,998	90	10	67.4	1,634	0	3	1,637
Colorado Total:					45	479,029	7	124,222	161	10	111.1	2,188	1	90	2,279
Connecticut															
Avcrad Groton	Army Guard	Groton		06340	15	193,050			24	24	37.3	351	0	2	353
Camp Hartell	Army Guard	Windsor Locks		06096	53	153,528			59	59	33.2	473	0	5	478
Camp Rowland	Army Guard	Niantic		06357	67	215,235			82	82	47.1	129	0	8	137
Hartford Armory OMS 8A	Army Guard	Hartford		06105	5	45,502			6	6	7.4	384	1	71	456
New London Armory	Army Guard	New London		06320	1	38,175			8	8	6.4	121	0	1	122
Newtown Military Reservation	Army Guard	Newtown		06470					95	95	8.8				
Norwalk Armory OMS 9A	Army Guard	Norwalk		06850	2	31,966			12	12	6.5	122	0	1	123
Norwich Armory OMS 10	Army Guard	Norwich		06360	4	50,073			11	11	9.0	144	0	3	147
Stones' Ranch Military Res	Army Guard	East Lyme		06333	21	67,534			1,862	1,862	26.2				
Stratford Armory OMS 9	Army Guard	Stratford		06497	2	42,813			10	10	7.5	156	0	1	157
OTHER SITE(S)²: 20					42	670,013	8	36,814	183	183	124.1	1,764	0	23	1,787
Connecticut Total:					212	1,507,889	8	36,814	2,352	2,352	313.6	3,644	1	115	3,760

² All Locations that do not meet criteria of at least five (5) Acres AND at least \$5M PRV.

**State Owned - Army National Guard
Base Structure Report - As Of 30 Sept 03**

SITE	COMPONENT	NAME NEAREST CITY	PHONE	ZIP CODE	STATE BLDGS OWNED	STATE BLDGS OWNED SQFT	BLDGS LEASED	BLDGS LEASED SQFT	TOTAL ACRES	ACRES OWNED	PRV (\$M)	MIL	CIV	OTHER	TOTAL
Delaware															
1401 Armory	Army Guard	Wilmington		19804	1	48,092			7	7	8.1	262	0	59	321
Dagsboro	Army Guard	Dagsboro		19973	5	70,542			7	7	11.5	131	0	0	131
Duncan Armory AASF	Army Guard	New Castle		19720	4	76,608			26	26	16.3	82	0	1	83
Gov Bacon Health Ctr	Army Guard	Delaware City		19706	2	42,112			9	9	6.8	230	0	0	230
Stern Armory	Army Guard	Wilmington		19804	3	37,979			15	15	6.7	96	0	0	96
TS BBTS	Army Guard	Bethany Beach		19930	71	96,373			194	194	19.9	70	0	10	80
Wilmington	Army Guard	Wilmington		19808	3	80,220			15	15	13.3	156	0	25	181
OTHER SITE(S)²: 8					20	172,087			56	56	77.0	567	0	140	707
Delaware Total:					109	624,013	0	0	330	330	159.5	1,594	0	235	1,829
District of Columbia															
OTHER SITE(S)²: 1					1	7,500					0.0	1,272	0	143	1,415
District of Columbia Total:					1	7,500	0	0	0	0	0.0	1,272	0	143	1,415
Florida															
Brooksville NGA	Army Guard	Brooksville		34609	5	94,176			19		19.1	75	0	3	78
Jacksonville, Cecil Field	Army Guard	Jacksonville		32215	10	192,052			7		33.7	440	0	12	452
Jacksonville, Craig Field	Army Guard	Jacksonville		32225	13	82,046			54		14.6				
Jacksonville, M C Snyder NGA	Army Guard	Jacksonville		32221	5	41,615			25		5.7	362	0	0	362
Miami, R A Ballard NGA	Army Guard	Miami		33127	4	53,693			6		7.7	433	0	0	433
MTC Camp Blanding	Army Guard	Starke		32091	532	1,143,986			72,000		316.5	953	1	391	1,345
Pensacola (Ellyson Field)	Army Guard	Pensacola		32514	6	47,384			11		7.0	242	0	0	242
St Augustine R F Ensslin NGA	Army Guard	St Augustine		32086	4	90,197			18		12.2	602	0	443	1,045
St Augustine, St Francis Brks	Army Guard	St Augustine		32084	14	80,095			7	0	8.8				
Tallahassee, H W McMillan NGA	Army Guard	Tallahassee		32311	4	42,146			19		5.8	202	0	0	202
Tampa, Ft H W Hesterly	Army Guard	Tampa		33606	6	111,642			11		16.0	520	0	0	520
West Palm Beach, AFRC	Army Guard	West Palm Beach		33406	7	68,732			19		9.0	298	0	0	298
OTHER SITE(S)²: 48					113	904,297			397	1	128.1	5,333	0	0	5,333
Florida Total:					723	2,952,061	0	0	72,593	1	584.3	9,460	1	849	10,310
Georgia															
Atlanta	Army Guard	Atlanta		30316	19	248,797			93	93	30.8	23	0	360	383
Augusta	Army Guard	Augusta		30904	3	34,657			12	12	5.5	356	0	0	356
Barnesville	Army Guard	Barnesville		30204	1	77,158			26	26	10.2				
Kennesaw	Army Guard	Kennesaw		30144	11	39,538			13	13	6.5	454	0	30	484
Macon RTI	Army Guard	Macon		31201	25	54,740	1	800	1,705	38	15.9	99	0	5	104
Savannah	Army Guard	Savannah		31405	3	54,688			27	27	8.5	281	0	0	281
Winder Brw Arpt	Army Guard	Winder		30680	6	41,220			33	33	8.0	169	0	5	174

² All Locations that do not meet criteria of at least five (5) Acres AND at least \$5M PRV.

**State Owned - Army National Guard
Base Structure Report - As Of 30 Sept 03**

SITE	COMPONENT	NAME NEAREST CITY	PHONE	ZIP CODE	STATE BLDGS OWNED	STATE BLDGS OWNED SQFT	BLDGS LEASED	BLDGS LEASED SQFT	TOTAL ACRES	ACRES OWNED	PRV (\$M)	MIL	CIV	OTHER	TOTAL
OTHER SITE(S)²: 62					100	903,841	1	1,400	504	467	142.7	6,677	0	2	6,679
Georgia Total:					168	1,454,639	2	2,200	2,413	709	228.1	8,059	0	402	8,461
Guam															
OTHER SITE(S)²: 1					1	5,500			1		1.8	1	0	0	1
Guam Total:					1	5,500	0	0	1	0	1.8	1	0	0	1
Hawaii															
Ft Ruger	Army Guard	Honolulu		96816	44	185,865			337	337	50.9	396	0	136	532
TS Keaukaha Mil Res	Army Guard	Hilo		96720	50	178,163			509	509	51.9	191	0	16	207
Wahiawa	Army Guard	Wahiawa		96786	6	65,110			10	10	17.4	508	0	2	510
OTHER SITE(S)²: 14					32	158,354			6,963	6,963	63.5	521	0	13	534
Hawaii Total:					132	587,492	0	0	7,819	7,819	183.7	1,616	0	167	1,783
Idaho															
Orchard Range TS Boise	Army Guard	Boise		83707	21	13,150			138,551		77.8				
OTHER SITE(S)²: 35					83	346,009	1	1,000	75,924		146.7	1,576	0	5	1,581
Idaho Total:					104	359,159	1	1,000	214,475	0	224.5	1,576	0	5	1,581
Illinois															
Bartonville (Peoria JAFRC)	Army Guard	Bartonville		61607	3	100,957			27	27	37.8	452	0	0	452
Beardstown Armory	Army Guard	Beardstown		62618	1	20,170			9	9	7.7	72	0	0	72
Bloomington Armory OMS	Army Guard	Bloomington		61701	3	47,014			11	11	16.0	175	0	0	175
Chicago (Calumat Ave Armory)	Army Guard	Chicago		60616	1	144,400			5	5	27.0	443	0	0	443
Chicago,Gen Jones Armory OMS	Army Guard	Chicago		60615	1	91,926			6	6	10.3	589	0	0	589
Crestwood Armory OMS	Army Guard	Crestwood, Il		60445	2	122,496			18	18	23.4	467	0	0	467
Decatur AASF#1	Army Guard	Decatur		62521	3	44,112			10	10	21.2	8	0	0	8
Decatur Armory OMS	Army Guard	Decatur		62521	3	47,942			12	12	10.4	229	0	3	232
East St Louis Armory OMS	Army Guard	East St Louis		62205	4	57,567			7	7	14.7	129	0	0	129
Galva Armory	Army Guard	Galva		61434	1	32,864			6	6	6.7	122	0	0	122
Kankakee (Cpt Stefanich Jafrc)	Army Guard	Kankakee		60901	2	41,188			11	11	8.6	202	0	0	202
Machesney Park Armory	Army Guard	Machesney Park		61115	3	55,422			12		21.7	151	0	0	151
Macomb Armory	Army Guard	Macomb		61455	4	46,542			7	7	9.5	115	0	0	115
Marion Armory And OMS	Army Guard	Marion		62959	3	42,180			11	11	16.0	120	0	0	120
Marseilles (MTA Tng Area)	Army Guard	Marseilles		61341	33	195,468			2,814	2,814	51.8	133	0	100	233
Mattoon Armory OMS	Army Guard	Mattoon		61938	3	46,481			7	7	10.2	90	0	0	90
North Riverside Armory	Army Guard	N. Riverside		60546	2	115,491			10	10	23.8				
Peoria AASF # 3	Army Guard	Peoria		61607					44		28.0	325	0	0	325

² All Locations that do not meet criteria of at least five (5) Acres AND at least \$5M PRV.

**State Owned - Army National Guard
Base Structure Report - As Of 30 Sept 03**

SITE	COMPONENT	NAME NEAREST CITY	PHONE	ZIP CODE	STATE BLDGS OWNED	STATE BLDGS OWNED SQFT	BLDGS LEASED	BLDGS LEASED SQFT	TOTAL ACRES	ACRES OWNED	PRV (\$M)	MIL	CIV	OTHER	TOTAL
Quad Cities NG Armory OMS	Army Guard	Milan		61264	3	56,374			25	25	12.0	235	0	0	235
Quincy Armory And OMS	Army Guard	Quincy		62301	3	31,260			6	6	11.6	105	0	0	105
Sparta Armory	Army Guard	Sparta		62286	1	25,047			11	11	5.8	138	0	0	138
Springfield (TS Cp Lincoln)	Army Guard	Springfield		62702	43	418,738			160	160	90.0	1,243	0	102	1,345
Urbana Armory OMS	Army Guard	Urbana		61801	5	98,939			22	22	18.2	277	0	0	277
Woodstock Armory	Army Guard	Woodstock		60098	1	23,400			13	13	8.5	131	0	0	131
OTHER SITE(S)² : 30					50	1,129,302			74	73	252.9	3,288	0	4	3,292
Illinois Total:					178	3,035,280	0	0	3,339	3,282	743.7	9,239	0	209	9,448
Indiana															
Evansville	Army Guard	Evansville		47715	3	174,762			20	20	27.9	542	0	3	545
Fort Wayne	Army Guard	Fort Wayne		46818	6	64,215			21	21	11.0	452	0	2	454
Gary	Army Guard	Gary		46402	8	48,968			15	15	8.6	227	0	1	228
Indianapolis	Army Guard	Indianapolis		46241	4	97,131			12	12	19.5				
Indianapolis	Army Guard	Indianapolis		46241	3	106,366			68	68	20.0	1,129	0	6	1,135
Jasper	Army Guard	Jasper		47546	3	32,500			6	6	5.7	190	0	1	191
Lafayette	Army Guard	Lafayette		47905	3	42,910			16	16	7.3	116	0	1	117
Muncie	Army Guard	Muncie		47303	4	35,163			16	16	5.8	192	0	1	193
New Albany	Army Guard	New Albany		47150	3	28,014			9	9	5.1	256	0	1	257
Raytheon Inpls Intl Airport	Army Guard	Indianapolis		46241			1	51,600	6		11.7	17	0	0	17
Shelbyville	Army Guard	Shelbyville		46176	4	88,065			58	58	20.0	516	0	4	520
South Bend	Army Guard	South Bend		46613	3	58,985			16	16	8.8	0	0	2	2
Stout Field Indianapolis	Army Guard	Indianapolis		46241	20	424,000			18	18	58.8	1,431	0	81	1,512
OTHER SITE(S)² : 66					132	1,113,019	3	12,455	302	302	190.2	5,950	0	60	6,010
Indiana Total:					196	2,314,098	4	64,055	581	576	400.3	11,018	0	163	11,181
Iowa															
Boone Armory OMS AASF	Army Guard	Boone		50036	7	74,098			28	22	23.5	364	0	2	366
Cedar Rapids Armory OMS	Army Guard	Cedar Rapids		52404	4	46,967			15	5	12.0	426	0	0	426
Council Bluffs Armory OMS	Army Guard	Council Bluffs		51503	3	63,991			42	42	10.2	277	0	0	277
Davenport AASF	Army Guard	Davenport		52804	5	61,931			16	12	17.3	102	0	0	102
Dubuque Armory	Army Guard	Dubuque		52002	3	31,510			22	22	25.9	266	0	0	266
Fairfield Armory	Army Guard	Fairfield		52556	2	39,147			5	5	7.0	196	0	0	196
Fort Dodge Armory OMS	Army Guard	Fort Dodge		50501	5	27,986			7	7	5.8	147	0	0	147
Mason City Armory OMS	Army Guard	Mason City		50401	5	35,019			13	13	8.5	169	0	0	169
Oskaloosa Armory	Army Guard	Oskaloosa		52577	2	25,326			10	10	5.1	98	0	0	98
Sioux City Armory OMS	Army Guard	Sioux City		51110	3	26,623			16	11	6.8	240	0	0	240
Waterloo Armory AASF	Army Guard	Waterloo		50701	5	51,229			30		15.8	200	0	0	200
Waterloo Armory OMS	Army Guard	Waterloo		50703	8	26,959			6	5	14.0	178	0	0	178

² All Locations that do not meet criteria of at least five (5) Acres AND at least \$5M PRV.

**State Owned - Army National Guard
Base Structure Report - As Of 30 Sept 03**

SITE	COMPONENT	NAME NEAREST CITY	PHONE	ZIP CODE	STATE BLDGS OWNED	STATE BLDGS OWNED SQFT	BLDGS LEASED	BLDGS LEASED SQFT	TOTAL ACRES	ACRES OWNED	PRV (\$M)	MIL	CIV	OTHER	TOTAL
OTHER SITE(S)²: 38					87	683,715	1	2,380	206	205	149.7	3,079	0	1	3,080
Iowa Total:					139	1,194,501	1	2,380	415	357	301.6	5,742	0	3	5,745
<u>Kansas</u>															
Hutchinson Armory	Army Guard	Hutchinson		67501	4	47,243			7		7.5	219	0	1	220
Lenexa Armory	Army Guard	Lenexa		66219	3	34,641			7		5.6	194	0	1	195
Salina KS Training Center	Army Guard	Salina		67401	14	300,866			55	15	58.8	0	0	4	4
Topeka Armory	Army Guard	Topeka		66611	4	79,622			11		11.6	857	0	2	859
Topeka Sdb	Army Guard	Topeka		66611	1	53,366			34		8.5	69	0	77	146
Topeka Sdb Annex	Army Guard	Topeka		66611	22	113,435			20		14.5	0	0	3	3
Wichita South Armory	Army Guard	Wichita S.		67217	3	32,457			6		5.1	368	0	0	368
OTHER SITE(S)²: 55					110	818,792	1	11,776	678		142.0	4,325	0	28	4,353
Kansas Total:					161	1,480,422	1	11,776	819	15	253.5	6,032	0	116	6,148
<u>Kentucky</u>															
Frankfort Boone NG Center	Army Guard	Frankfort		40601	41	249,135	1	2,369	655	655	69.6	909	1	102	1,012
Lexington Armory	Army Guard	Lexington		40510	5	35,874			18	18	5.2	379	0	3	382
Louisville Armory	Army Guard	Louisville		40217	8	54,342			12	12	7.5	423	0	2	425
Owensboro Armory	Army Guard	Owensboro		42301	4	36,472			7	7	6.0	180	0	3	183
W.H. Ford Regional Tng Ctr	Army Guard	Greenville		42345	56	414,575			9,467	9,467	100.8	144	0	18	162
OTHER SITE(S)²: 57					163	855,445	2	11,810	1,372	1,107	131.5	4,829	0	51	4,880
Kentucky Total:					277	1,645,843	3	14,179	11,531	11,265	320.7	6,864	1	179	7,044
<u>Louisiana</u>															
AASF 2 Esler Field	Army Guard	Pineville		71360	15	90,463			1,991		19.0	96	0	0	96
Beauregard Training Range	Army Guard	Pineville		71360	57	42,106			12,888		16.7				
Camp Cook	Army Guard	Ball		71405	28	94,634			38	38	23.7	38	0	1	39
Camp Villere	Army Guard	Slidell		70460	48	125,545			1,707	1,707	28.7	199	0	18	217
Carville Gillis Long Center	Army Guard	Carville		70721	38	484,203			366	366	80.4	251	0	351	602
Jackson Bks	Army Guard	New Orleans		70146	111	616,283			113	113	89.7	1,487	0	89	1,576
Lafayette	Army Guard	Lafayette		70508	11	54,519			6		8.2	330	0	0	330
Monroe	Army Guard	Monroe		71210	10	39,174			10		6.4	213	0	0	213
New Orleans	Army Guard	New Orleans		70126	9	81,801			7		15.9	267	0	0	267
Smr Camp Beauregard	Army Guard	Pineville		71360	242	729,301			728	728	129.9	665	0	379	1,044
OTHER SITE(S)²: 55					253	1,262,349			293	199	176.1	5,917	0	0	5,917
Louisiana Total:					822	3,620,378	0	0	18,148	3,151	594.7	9,463	0	838	10,301

² All Locations that do not meet criteria of at least five (5) Acres AND at least \$5M PRV.

**State Owned - Army National Guard
Base Structure Report - As Of 30 Sept 03**

SITE	COMPONENT	NAME NEAREST CITY	PHONE	ZIP CODE	STATE BLDGS OWNED	STATE BLDGS OWNED SQFT	BLDGS LEASED	BLDGS LEASED SQFT	TOTAL ACRES	ACRES OWNED	PRV (\$M)	MIL	CIV	OTHER	TOTAL
Maine															
Belfast Armory	Army Guard	Belfast		04915	2	18,670			48	48	31.7	66	0	4	70
Bog Brook Riley TS	Army Guard	Bethel		04217	1	131			10,048		11.2	4	0	0	4
Camp Keyes TS	Army Guard	Augusta		04333	41	341,041			38	38	63.8	328	0	63	391
Caswell TS	Army Guard	Caribou		04750	2	11,134			860	860	10.4				
Deepwoods TS	Army Guard	Old Town		04468	1	231			711,000		56.3				
Lewiston AFRC	Army Guard	Lewiston		04240	5	31,461			6	6	5.5	185	0	0	185
Portland Armory OMS	Army Guard	Portland		04103	8	89,028			9	9	15.1	28	0	0	28
Solman State Armory	Army Guard	Caribou		04736	1	43,000			6	6	7.0				
OTHER SITE(S)²: 22					94	399,764			5,885	885	77.5	1,437	0	88	1,525
Maine Total:					155	934,459	0	0	727,900	1,852	278.4	2,048	0	155	2,203
Maryland															
BG (MD) Randolph Millholland	Army Guard	Hagerstown		21740	2	37,909			33	33	6.6	125	0	0	125
BG Thomas B. Baker	Army Guard	Ellicott City		21043	3	35,956			6	6	5.7	155	0	0	155
CoNG Steny Hoyer Armory	Army Guard	Cheltenham		20623	3	34,017			14	14	6.0	140	0	0	140
Csm Blair Lee Crockett	Army Guard	Salisbury		21801	1	33,788			10	10	6.4	256	0	0	256
Csm Jerome M. Grollman	Army Guard	Dundalk		21222	2	32,881			8	8	6.5	312	0	0	312
Cw4 Melvin Sherr	Army Guard	Parkville		21236	1	39,675			16	16	6.5	267	0	0	267
Havre De Grace Military Res	Army Guard	Havre De Grace		21078	30	197,300			65	65	33.9	66	3	10	79
MG (Brevet) John R. Kenly	Army Guard	Greenbelt		20770	1	23,768			8	8	5.1	194	0	0	194
MG George M. Gelston	Army Guard	Silver Spring		20904	2	24,966			14	14	5.1	183	0	0	183
MG Harry C. Ruhl	Army Guard	Towson		21204	1	73,699			7	7	12.9	255	0	0	255
MTA Camp Fretterd	Army Guard	Reisterstown		21136	53	402,218			592	592	69.8	586	0	104	690
MTA Gunpowder Military Reserva	Army Guard	Glen Arm		21057	15	48,613			240	240	12.1	198	0	0	198
Pikesville Mil Res	Army Guard	Pikesville		21208	5	160,817			15	15	35.0	536	0	0	536
OTHER SITE(S)²: 22					60	475,926			1,248	1,248	81.1	2,480	0	3	2,483
Maryland Total:					179	1,621,533	0	0	2,276	2,276	292.7	5,753	3	117	5,873
Massachusetts															
Brockton	Army Guard	Brockton		02401	3	24,940			8	8	5.4	65	0	0	65
Devens	Army Guard	Ayer		01433	17	124,389			64	64	26.6				
OTHER SITE(S)²: 53					135	1,706,737	1	600	58	58	339.1	7,013	0	238	7,251
Massachusetts Total:					155	1,856,066	1	600	131	131	371.1	7,078	0	238	7,316
Michigan															
Bay City	Army Guard	Bay City		48706	2	27,898			12		7.2	158	0	1	159
Detroit Artillery	Army Guard	Detroit		48237	2	112,311			82		20.2				
Detroit Light Guard	Army Guard	Detroit		48234	4	86,011			8		17.7	534	0	3	537

² All Locations that do not meet criteria of at least five (5) Acres AND at least \$5M PRV.

**State Owned - Army National Guard
Base Structure Report - As Of 30 Sept 03**

SITE	COMPONENT	NAME NEAREST CITY	PHONE	ZIP CODE	STATE BLDGS OWNED	STATE BLDGS OWNED SQFT	BLDGS LEASED	BLDGS LEASED SQFT	TOTAL ACRES	ACRES OWNED	PRV (\$M)	MIL	CIV	OTHER	TOTAL
Detroit Olympia	Army Guard	Detroit		48208	3	47,191			10		9.4	214	0	0	214
Grand Ledge AASF	Army Guard	Grand Ledge		48837	4	77,044			39		26.3	442	0	3	445
Grand Ledge Hangar	Army Guard	Grand Ledge		48837	1	26,304			29		11.7				
Ishpeming	Army Guard	Ishpeming		49849	6	34,254			8		6.7	151	0	1	152
Jackson	Army Guard	Jackson		49202	4	102,260			32		18.6	149	0	1	150
Kalamazoo	Army Guard	Kalamazoo		49009	5	19,545			43		5.2	276	0	1	277
Lansing Csms	Army Guard	Lansing		48913	8	56,261			18		12.3	0	0	3	3
Lansing Headquarters	Army Guard	Lansing		48913	3	90,829			6		16.9	515	0	63	578
Lansing Uspfo	Army Guard	Lansing		48913	6	73,095			6		8.5				
Manistee	Army Guard	Manistee		49660	2	26,458			5		5.2	63	0	0	63
Marquette	Army Guard	Marquette		49855	3	27,324			6		5.7	150	0	1	151
Midland	Army Guard	Midland		48640	4	26,262			12		6.7	142	0	1	143
Montague	Army Guard	Montague		49437	3	22,673			10		8.0	161	0	1	162
MTC-H Camp Grayling	Army Guard	Grayling		49738	390	1,548,474			146,750		454.0	560	0	42	602
Sault Ste Marie	Army Guard	Sault Ste Marie		49783	6	49,956			9		6.6	183	0	1	184
Wyoming	Army Guard	Wyoming		49509	5	73,985			10		17.8	550	0	1	551
Ypsilanti	Army Guard	Ypsilanti		48197	4	46,647			9		11.7	260	0	1	261
OTHER SITE(S)² : 35					97	690,551			161		144.9	3,504	0	14	3,518
Michigan Total:					562	3,265,333	0	0	147,265	0	821.2	8,012	0	138	8,150
Minnesota															
Bloomington NG Armory	Army Guard	Bloomington		55431	1	41,623			11	11	7.4	383	0	0	383
Brainerd NG Armory	Army Guard	Brainerd		56401	1	39,112			9	9	6.8	263	0	0	263
Camp Ripley	Army Guard	Little Falls		56345	1,343	2,592,694			53,000	53,000	713.3	974	1	187	1,162
Cottage Grove NG Armory	Army Guard	Cottage Grove		55016	1	54,651			7	7	9.7	216	0	0	216
Duluth NG Armory	Army Guard	Duluth		55811	1	44,502			207	7	8.7	385	0	0	385
Holman Field AASF	Army Guard	St Paul		55107	2	95,531			6	6	21.4	535	0	0	535
Mankato NG Armory	Army Guard	Mankato		56001	3	93,560			6	6	16.5	190	0	0	190
Minneapolis NG Armory	Army Guard	Minneapolis		55413	1	37,013			6	6	6.6	341	0	0	341
Montevideo NG Armory	Army Guard	Montevideo		56265	1	40,689			44	4	7.1	53	0	0	53
Moorhead NG Armory	Army Guard	Moorhead		56560	2	55,928			7	7	8.4	335	0	0	335
Rochester NGA And OMS 2	Army Guard	Rochester		55901	4	40,248			408	8	8.0	373	0	0	373
Rosemount NG Armory	Army Guard	Rosemount		55068	1	99,522			112	12	17.1	688	0	0	688
Rosemount NG Maint Facility	Army Guard	Rosemount		55068	1	30,516			44	44	7.3				
Roseville NG Armory	Army Guard	Roseville		55113	2	41,617			7	7	7.1	410	0	0	410
St Cloud NG Armory	Army Guard	St Cloud		56301	1	40,373			57	7	7.7	244	0	0	244
OTHER SITE(S)² : 53					77	1,091,089	1	6,987	1,600	211	185.5	4,565	0	0	4,565
Minnesota Total:					1,442	4,438,668	1	6,987	55,531	53,352	1,038.6	9,955	1	187	10,143

² All Locations that do not meet criteria of at least five (5) Acres AND at least \$5M PRV.

**State Owned - Army National Guard
Base Structure Report - As Of 30 Sept 03**

SITE	COMPONENT	NAME NEAREST CITY	PHONE	ZIP CODE	STATE BLDGS OWNED	STATE BLDGS OWNED SQFT	BLDGS LEASED	BLDGS LEASED SQFT	TOTAL ACRES	ACRES OWNED	PRV (\$M)	MIL	CIV	OTHER	TOTAL
Mississippi															
Bay Springs	Army Guard	Bay Springs		39422	4	29,884			5		7.4	91	0	0	91
Gulfport Avcrad	Army Guard	Gulfport		39505	6	141,366			54		29.9	358	0	25	383
Hawkins Field	Army Guard	Jackson		39209	8	102,699			11		47.6	104	0	1	105
Jackson	Army Guard	Jackson		39204	6	96,007			17		12.1	352	0	0	352
Meridian	Army Guard	Meridian		39307	4	47,848			22		10.7	257	0	1	258
Monticello	Army Guard	Monticello		39654	7	61,501			8		6.0	133	0	0	133
Tago	Army Guard	Jackson		39202	6	90,520			10		13.1	423	0	82	505
USPFO MS	Army Guard	Jackson		39208	6	105,685			35		10.7	3	0	1	4
Vicksburg Station	Army Guard	Vicksburg		39183	4	44,758			10	10	6.7				
OTHER SITE(S) ²: 93						206	1,503,022	2	31,500	421	205.3	7,551	0	9	7,560
Mississippi Total:					257	2,223,290	2	31,500	592	10	349.6	9,272	0	119	9,391
Missouri															
Festus	Army Guard	Festus		63028	4	35,207			40	40	7.9	161	0	1	162
Jefferson Bks St Louis	Army Guard	St Louis		63125	10	182,993			35	35	29.5	763	5	36	804
Jefferson City	Army Guard	Jefferson City		65101	2	43,972			15	15	7.1	237	0	0	237
Jefferson City AASF	Army Guard	Jefferson City		65101	1	29,847			17	17	9.5	8	0	5	13
Kansas City	Army Guard	Kansas City		64129	2	94,767			8	8	15.2	700	0	12	712
Lebanon	Army Guard	Lebanon		65536	1	29,759			6	6	5.2	50	0	1	51
Macon	Army Guard	Macon		63552	4	43,575			19	19	6.9	122	0	1	123
Macon TS	Army Guard	Macon		63552	6	4,257			6,304	6,304	5.3				
Poplar Bluff	Army Guard	Poplar Bluff		63901	3	42,902			10	10	7.6	141	0	3	144
Springfield	Army Guard	Springfield		65802	4	61,366			16	16	9.3	669	0	9	678
Springfield Avcrad	Army Guard	Springfield		65803	8	116,706	1	5,742	35	35	31.2	9	0	35	44
TS Clark Natl Forest Wapp	Army Guard	Wappapello		63966					2,200		6.1				
TS Ike Skelton Jefferson City	Army Guard	Jefferson City		65101	22	459,148			770	770	83.0	697	0	269	966
OTHER SITE(S) ²: 60						116	1,105,129	3	47,055	919	196.3	4,619	0	96	4,715
Missouri Total:					183	2,249,628	4	52,797	10,394	8,186	420.1	8,176	5	468	8,649
Montana															
Billings AFRC	Army Guard	Billings		59101	2	113,326			16	16	24.0	296	0	0	296
Helena Armory (Attack Bn)	Army Guard	Helena		59601			6	168,722	55		55.0	371	0	0	371
Missoula	Army Guard	Missoula		59801	2	28,203			5	5	5.3	237	0	2	239
OTHER SITE(S) ²: 28						76	447,377		4,944	104	85.8	1,477	0	6	1,483
Montana Total:					80	588,906	6	168,722	5,020	125	170.0	2,381	0	8	2,389
Nebraska															
Kearney	Army Guard	Kearney		68847	5	61,217			29	29	9.2	139	0	0	139

² All Locations that do not meet criteria of at least five (5) Acres AND at least \$5M PRV.

**State Owned - Army National Guard
Base Structure Report - As Of 30 Sept 03**

SITE	COMPONENT	NAME NEAREST CITY	PHONE	ZIP CODE	STATE BLDGS OWNED	STATE BLDGS OWNED SQFT	BLDGS LEASED	BLDGS LEASED SQFT	TOTAL ACRES	ACRES OWNED	PRV (\$M)	MIL	CIV	OTHER	TOTAL
Lincoln 1776 Armory	Army Guard	Lincoln		68508	1	65,532			9	9	10.5	361	0	0	361
Lincoln Complex	Army Guard	Lincoln		68508	14	116,859			14	14	18.9	48	0	29	77
Lincoln Csms Uspfo	Army Guard	Lincoln		68524	6	109,492			19	19	14.2	14	0	0	14
Omaha	Army Guard	Omaha		68106	3	55,005			6	6	8.3	162	0	2	164
OTHER SITE(S)²: 26					68	518,078			144	144	78.3	1,575	0	45	1,620
Nebraska Total:					97	926,183	0	0	221	221	139.4	2,299	0	76	2,375
<u>Nevada</u>															
Fairview Complex	Army Guard	Carson City		89701	5	45,223			29	29	9.7	257	0	20	277
Floyd Edsall Training Center	Army Guard	North Las Vegas		89101	11	118,711			3,984	3,984	26.7	584	0	4	588
Harry Reid Training Center	Army Guard	Reno		89506	13	153,027			48		57.5	542	0	8	550
Henderson Complex	Army Guard	Henderson		89015	7	31,671			35	35	6.7	314	0	0	314
South Carson Complex	Army Guard	Carson City		89701	16	70,486			13	13	12.6	2	0	0	2
Stead Training Area	Army Guard	Reno-Stead		89506	11	41,361	1	3,234	395	395	11.2	68	2	0	70
OTHER SITE(S)²: 7					18	75,962			19	19	16.0	221	0	0	221
Nevada Total:					81	536,440	1	3,234	4,522	4,474	140.4	1,988	2	32	2,022
<u>New Hampshire</u>															
Hillsborough Readiness Center	Army Guard	Hillsborough		03244	4	17,381			10	10	17.6	71	0	0	71
Keene Readiness Center	Army Guard	Keene		03431	4	21,380			7	7	5.0				
Littleton Readiness Center	Army Guard	Littleton		03561	7	31,454			20	20	8.0	48	0	0	48
Manchester Readiness Center	Army Guard	Manchester		03101	4	118,998			8	8	56.5	440	0	0	440
Nashua Readiness Center	Army Guard	Nashua		03060	3	22,147			7	7	5.3	114	0	0	114
NH NG Training Site	Army Guard	Center Straffo		03815	11	59,630			105	105	17.2	74	0	0	74
NH Veteran'S Cemetery	Army Guard	Boscawen		03303	2	4,895			104	104	89.2				
Portsmouth Readiness Center	Army Guard	Portsmouth		03801	3	22,552			5	5	5.6	114	0	0	114
Somersworth Readiness Center	Army Guard	Somersworth		03878	4	19,909			6	6	7.0	49	0	0	49
State Military Reservation	Army Guard	Concord		03301	26	168,750	2	13,717	43		55.3	467	0	0	467
OTHER SITE(S)²: 13					32	181,513	1	2,136	120	93	48.3	642	0	10	652
New Hampshire Total:					100	668,609	3	15,853	434	364	315.0	2,019	0	10	2,029
<u>New Jersey</u>															
Bordentown Armory OMS 17	Army Guard	Bordentown		08505	3	27,351			11	11	5.0	134	0	1	135
Bordentown Csms A	Army Guard	Bordentown		08505	6	39,700			15	15	8.8	0	0	2	2
Cape May Armory OMS4	Army Guard	Cape May		08210	5	28,950			21	21	6.4	124	0	2	126
Cherry Hill Armory OMS	Army Guard	Cherry Hill		08002	3	41,696			9	9	9.4	308	0	2	310
Dover Armory OMS7	Army Guard	Dover		07801	5	34,845			16	16	6.7	329	0	1	330
Hackettstown Armory	Army Guard	Hackettstown		07840	2	19,812			16	16	5.3	75	0	2	77
Lawrenceville	Army Guard	Lawrenceville		08648	14	303,477			75	75	50.1	449	0	17	466

² All Locations that do not meet criteria of at least five (5) Acres AND at least \$5M PRV.

**State Owned - Army National Guard
Base Structure Report - As Of 30 Sept 03**

SITE	COMPONENT	NAME NEAREST CITY	PHONE	ZIP CODE	STATE BLDGS OWNED	STATE BLDGS OWNED SQFT	BLDGS LEASED	BLDGS LEASED SQFT	TOTAL ACRES	ACRES OWNED	PRV (\$M)	MIL	CIV	OTHER	TOTAL
Morristown Armory OMS	Army Guard	Morristown		07960	5	82,844			43	43	20.5	363	0	2	365
Phillipsburg Armory OMS	Army Guard	Phillipsburg		08865	4	27,099			6	6	5.9				
Riverdale Armory OMS	Army Guard	Riverdale		07457	5	44,197			7	7	7.9	287	0	2	289
Sea Girt NJ NGTC	Army Guard	Sea Girt		08750	51	297,232			277	277	67.3	438	0	0	438
Somerset Armory OMS	Army Guard	Somerset		08873	4	57,027			21	21	12.4	331	0	3	334
Teaneck Armory OMS1	Army Guard	Teaneck		07666	5	171,913			14	14	28.4	213	0	3	216
Toms River Armory OMS24	Army Guard	Toms River		08753	5	29,103			30	30	6.4	117	0	1	118
Trenton Mercer Aviation Armory	Army Guard	Trenton		08638	3	91,213			15		24.2	625	0	3	628
Vineland Armory OMS23	Army Guard	Vineland		08360	5	48,926			45	45	8.4	251	0	2	253
W Orange Armory OMS CSMS	Army Guard	West Orange		07052	7	131,729			62	62	27.2	337	0	4	341
Washington Armory	Army Guard	Washington		07882	3	37,530			17	17	7.4				
Westfield Armory OMS	Army Guard	Westfield		07090	5	76,026			13	13	13.6	181	0	3	184
OTHER SITE(S) ²: 18					40	640,054			125	125	119.4	2,136	0	157	2,293
New Jersey Total:					180	2,230,724	0	0	837	822	440.8	6,698	0	207	6,905

New Mexico

Albuquerque	Army Guard	Albuquerque		87123	3	44,304			17	17	7.5	255	0	50	305
Clovis	Army Guard	Clovis		88102	4	35,571			12	12	6.0	130	0	0	130
Las Cruces	Army Guard	Las Cruces		88001	3	52,969			43	43	8.8	507	0	34	541
Onate Complex TS	Army Guard	Santa Fe		87505	12	300,290			313		49.8	624	0	88	712
Santa Fe AASF	Army Guard	Santa Fe		87502	2	28,322	1	120	17	17	6.7	0	0	2	2
Springer	Army Guard	Springer		87747	3	30,479			40	40	5.2	59	0	0	59
OTHER SITE(S) ²: 27					49	686,518	4	22,967	440	425	118.6	2,617	0	374	2,991
New Mexico Total:					76	1,178,453	5	23,087	881	553	202.6	4,192	0	548	4,740

New York

Albany AASF 3	Army Guard	Albany		12210	2	35,270			22	22	12.4				
Auburn Armory OMS 4	Army Guard	Auburn		13021	3	31,083			13	13	5.8	142	0	3	145
Camp Smith	Army Guard	Cortlandt Manor		10567	93	506,800			1,614	1,614	106.1	381	0	57	438
Geneseo Armory OMS 3	Army Guard	Geneseo		14454	1	41,139			18	18	9.9	99	0	0	99
Horseheads Armory	Army Guard	Big Flats		14845	1	35,148			14	14	5.4	144	0	1	145
Kingston Armory OMS 7	Army Guard	Kingston		12401	3	78,566			19	19	15.9	183	0	3	186
Latham Complex State Hqs	Army Guard	Latham		12110	2	162,735			42	20	29.7	940	1	282	1,223
Newburgh Armory	Army Guard	Newburgh		12550	2	80,379			12	12	12.6	181	0	2	183
Peekskill Armory	Army Guard	Peekskill		10566	2	72,314			22	22	14.0	312	0	0	312
Riverhead Armory	Army Guard	Riverhead		11901	3	32,291			6	6	5.4	116	0	0	116
Rochester Armory AASF OMS	Army Guard	Rochester		14624	5	136,852			25	25	32.9	321	0	0	321
Rochester Culver Rd Armory	Army Guard	Rochester		14620	2	73,071			11	11	15.5	320	0	0	320
Ronkonkoma Armory AASF OMS	Army Guard	Ronkonkoma		11779	2	71,476			20	20	18.8	197	0	0	197
Staten Island Armory	Army Guard	Staten Island		10314	5	60,778			20	20	10.2	432	0	0	432

² All Locations that do not meet criteria of at least five (5) Acres AND at least \$5M PRV.

**State Owned - Army National Guard
Base Structure Report - As Of 30 Sept 03**

SITE	COMPONENT	NAME NEAREST CITY	PHONE	ZIP CODE	STATE BLDGS OWNED	STATE BLDGS OWNED SQFT	BLDGS LEASED	BLDGS LEASED SQFT	TOTAL ACRES	ACRES OWNED	PRV (\$M)	MIL	CIV	OTHER	TOTAL
Troy Glenmore Rd Armory OMS 17	Army Guard	Troy		12180	3	79,413			13	13	12.6	562	0	0	562
Utica Armory OMS 6	Army Guard	Utica		13501	4	90,027			20	20	17.3	433	0	0	433
Valhalla Armory OMS 8	Army Guard	Mount Pleasant		10595	2	61,793			8	8	10.5	62	0	0	62
OTHER SITE(S) ²: 54					93	2,538,781			685	669	412.1	7,421	0	91	7,512
New York Total:					228	4,187,916	0	0	2,583	2,545	746.9	12,246	1	439	12,686
North Carolina															
Goldsboro Armory	Army Guard	Goldsboro		27533	3	37,063			9	9	5.7	178	0	0	178
Greensboro	Army Guard	Greensboro		27401	6	39,108			14	14	5.9	203	0	0	203
Morrisville	Army Guard	Morrisville		27560	6	166,341			35	35	46.3	591	0	5	596
MTA Camp Butner	Army Guard	Butner		27509	75	50,136			4,800	4,800	10.3	31	0	5	36
Raleigh	Army Guard	Raleigh		27607	15	181,765			58	58	22.2	531	0	63	594
OTHER SITE(S) ²: 96					144	1,699,084			600	600	240.6	7,082	0	5	7,087
North Carolina Total:					249	2,173,497	0	0	5,516	5,516	331.0	8,616	0	78	8,694
North Dakota															
Bismarck AASF Complex	Army Guard	Bismarck		58506	5	116,435			34	34	26.9	454	0	9	463
Bismarck Fraire Barracks	Army Guard	Bismarck		58506	9	94,827			21	21	21.1	0	0	77	77
Bismarck RJB Complex	Army Guard	Bismarck		58506	6	201,842			89	89	33.2	603	0	5	608
Camp Grafton	Army Guard	Devils Lake		58301	383	681,248			12,923	10,677	147.9	290	0	29	319
Fargo AFRC	Army Guard	Fargo		58102	1	117,271			19	19	22.0	339	0	3	342
Grand Forks Complex	Army Guard	Grand Forks		58201	3	40,859			36	36	9.1				
Wahpeton AFRC	Army Guard	Wahpeton		58075	3	92,396			18		13.6	105	0	3	108
OTHER SITE(S) ²: 31					40	63,030	20	316,769	1,109	1,109	62.2	1,034	0	0	1,034
North Dakota Total:					450	1,407,908	20	316,769	14,249	11,985	336.0	2,825	0	126	2,951
Ohio															
Beightler Armory	Army Guard	Columbus		43235	1	115,204			51	51	17.3				
Camp Perry TNG Site (MTA)	Army Guard	Port Clinton		43452	506	588,489			640	640	124.2	178	0	37	215
Cincinnati	Army Guard	Cincinnati		45229	2	36,652			6	6	6.0	280	0	1	281
Cleveland	Army Guard	Cleveland		44128	3	42,664			14	14	8.1	354	0	1	355
Columbus (Howey)	Army Guard	Columbus		43211	2	36,145			9	9	5.6	218	0	1	219
Hamilton	Army Guard	Hamilton		45015	2	29,487			10	10	5.2	181	0	1	182
Kettering	Army Guard	Kettering		45430	2	35,962			10	10	5.8	554	0	0	554
Medina	Army Guard	Medina		44256	2	51,200			16	16	5.8	122	0	1	123
N. Canton (Greensburg)	Army Guard	North Canton		44720	5	146,784			42	42	36.7	607	0	2	609
Newark	Army Guard	Newark		43055	5	145,821			23	23	19.8	190	0	3	193
Stow	Army Guard	Stow		44224	3	49,866			8	8	7.6	375	0	1	376
Walbridge	Army Guard	Walbridge		43465	2	93,312			16	16	14.4	276	0	1	277

² All Locations that do not meet criteria of at least five (5) Acres AND at least \$5M PRV.

**State Owned - Army National Guard
Base Structure Report - As Of 30 Sept 03**

SITE	COMPONENT	NAME NEAREST CITY	PHONE	ZIP CODE	STATE BLDGS OWNED	STATE BLDGS OWNED SQFT	BLDGS LEASED	BLDGS LEASED SQFT	TOTAL ACRES	ACRES OWNED	PRV (\$M)	MIL	CIV	OTHER	TOTAL
OTHER SITE(S)²: 47					66	850,858			344	344	137.4	5,236	0	154	5,390
Ohio Total:					601	2,222,444	0	0	1,189	1,189	394.0	8,571	0	203	8,774
Oklahoma															
23rd St. Readiness Center	Army Guard	Oklahoma City		73105	2	81,667			6	6	11.5	384	0	2	386
Lexington AASF No 1	Army Guard	Lexington		73051	11	75,367			308	308	28.7	193	0	9	202
Norman CSMS	Army Guard	Norman		73069	6	96,986			101	101	15.4	0	0	1	1
Oklahoma Military Department	Army Guard	Oklahoma City		73111	12	195,367			58	58	25.5	497	0	68	565
Pryor Readiness Center	Army Guard	Pryor		74361	20	159,571			617	617	29.8	39	0	83	122
Tulsa 15th St Readiness Center	Army Guard	Tulsa		74112	1	78,071			6	6	11.0				
Tulsa AASF No 2	Army Guard	Tulsa		74158	3	52,030			47	47	25.2	29	0	6	35
OTHER SITE(S)²: 93					123	1,171,461			392	387	178.6	5,554	0	20	5,574
Oklahoma Total:					178	1,910,521	0	0	1,535	1,531	325.6	6,696	0	189	6,885
Oregon															
Anderson Readiness Center	Army Guard	Salem		97309	1	34,947			14	14	14.9	291	0	130	421
Bill Healey Armory	Army Guard	Bend		97702	1	40,460			6	6	7.4	136	0	9	145
Camp Withycombe Clackamas	Army Guard	Clackamas		97015	61	383,183			234	234	64.4	454	0	110	564
Hermiston Armory	Army Guard	Hermiston		97838	1	48,050			7	7	8.3	63	0	1	64
Kliever Memorial Armory	Army Guard	Portland		97211	10	189,303			14	14	30.3	359	0	2	361
Lagrande Armory	Army Guard	Lagrande		97850	1	42,352			7	7	7.9	250	0	1	251
Maison Armory	Army Guard	Tigard		97223	6	41,630			7	7	7.6	282	0	12	294
McNary Field Salem AASF	Army Guard	Salem		97302	10	102,096			73	73	55.6	222	0	14	236
Medford Armory OMS	Army Guard	Medford		97501	7	48,426			8	8	8.2	249	0	8	257
MTA Camp Rilea	Army Guard	Warrenton		97146	131	461,557			1,876	1,876	109.2	197	0	76	273
Owen Summers Bldg Salem Hq	Army Guard	Salem		97309	2	104,893			9	9	17.7	373	0	88	461
Pendleton AASF	Army Guard	Pendleton		97801	4	48,514			10	10	16.9	0	0	8	8
Pendleton Armory	Army Guard	Pendleton		97801	2	33,598			14	14	6.2	212	0	2	214
Salem Armory	Army Guard	Salem		97303	6	58,367			7	7	10.2	281	0	6	287
Salem OMS	Army Guard	Salem		97301	7	28,537			7	7	5.2	0	0	6	6
OTHER SITE(S)²: 39					85	662,611			207	205	119.0	3,250	0	116	3,366
Oregon Total:					335	2,328,524	0	0	2,498	2,496	489.1	6,619	0	589	7,208
Pennsylvania															
Altoona	Army Guard	Altoona		16602	7	39,060			10	10	7.0	222	0	0	222
Beaver Falls	Army Guard	Beaver Falls		15010	1	42,602			10	10	7.7	222	0	0	222
Butler	Army Guard	Butler		16001	2	37,595			10	10	6.6	165	0	0	165
Clearfield	Army Guard	Clearfield		16830	2	49,760			27	27	8.7	173	0	0	173
Harrisburg	Army Guard	Harrisburg		17105	11	113,933			32	32	19.5	777	0	4	781

² All Locations that do not meet criteria of at least five (5) Acres AND at least \$5M PRV.

**State Owned - Army National Guard
Base Structure Report - As Of 30 Sept 03**

SITE	COMPONENT	NAME NEAREST CITY	PHONE	ZIP CODE	STATE BLDGS OWNED	STATE BLDGS OWNED SQFT	BLDGS LEASED	BLDGS LEASED SQFT	TOTAL ACRES	ACRES OWNED	PRV (\$M)	MIL	CIV	OTHER	TOTAL
Johnstown Airport	Army Guard	Johnstown		15904	3	63,620			8	8	11.8	564	0	1	565
Johnstown Walters	Army Guard	Johnstown		15904	3	33,781			15	15	6.8	426	0	0	426
Lewisburg	Army Guard	Lewisburg		17837	1	34,232			13	13	5.5	312	0	0	312
Lock Haven	Army Guard	Lock Haven		17745	3	40,911			49	49	6.6	370	0	0	370
Mt Pleasant	Army Guard	Mt. Pleasant		15666	2	38,095			11	11	6.7	306	0	0	306
Philadelphia Southampton	Army Guard	Philadelphia		19154	4	144,541			11	11	23.2	913	0	3	916
Phoenixville	Army Guard	Phoenixville		19460	7	30,293			11	11	5.4	179	0	0	179
Plymouth Meeting	Army Guard	Plymouth Meetin		19462	2	42,035			20	20	9.0	438	0	0	438
Scranton NE Reg Maint Ctr	Army Guard	Scranton		18517	3	27,467			10	10	6.5				
Spring City Armory	Army Guard	Spring City		19475	1	32,790			57	57	5.3	229	0	0	229
Washington	Army Guard	Washington		15301	1	45,774			11	11	8.0	239	0	0	239
Wilkes Barre Kingston	Army Guard	Wilkes-Barre		18704	5	102,452			13	13	17.7	410	0	0	410
Williamsport	Army Guard	Williamsport		17701	5	44,502			16	16	8.2	198	0	0	198
OTHER SITE(S)²: 85					117	1,511,729			533	533	281.1	8,980	0	3	8,983
Pennsylvania Total:					180	2,475,172	0	0	866	866	451.3	15,123	0	11	15,134
<u>Puerto Rico</u>															
Arecibo Armory	Army Guard	Arecibo		00612	2	50,100			7		11.1	182	0	0	182
Army Aviation Support Facility	Army Guard	San Juan		00683	4	55,480			14	14	36.3				
Gurabo Armory	Army Guard	Gurabo		00778	4	26,002			13		6.1	324	0	0	324
Hangar No. 21 Armory	Army Guard	San Juan		00908	2	77,912			23	23	18.1	474	0	0	474
Hato Rey Armory	Army Guard	Hato Rey		00917	8	56,429			11		13.9	1,073	0	0	1,073
Juana Diaz Armory	Army Guard	P.O. Box 1412		00795	1	22,745			19		5.4				
Mayaguez Armory	Army Guard	Mayaguez		00680	3	36,621			6		8.2	277	0	0	277
Vega Baja Armory	Army Guard	Vega Baja		00693	5	56,137			15		13.0	153	0	0	153
OTHER SITE(S)²: 20					36	361,078			93	5	82.5	3,415	0	120	3,535
Puerto Rico Total:					65	742,504	0	0	201	42	194.6	5,898	0	120	6,018
<u>Rhode Island</u>															
TS Camp Varnum	Army Guard	Narragansett		02882	30	44,989			34	34	9.8	41	0	0	41
OTHER SITE(S)²: 14					26	425,376			33	33	87.6	1,386	0	131	1,517
Rhode Island Total:					56	470,365	0	0	67	67	97.4	1,427	0	131	1,558
<u>South Carolina</u>															
Anderson Armory And OMS 1	Army Guard	Anderson		29625	16	41,198			11	1	13.1	165	0	2	167
Cheraw Armory	Army Guard	Cheraw		29520	2	15,313			18		7.8	27	0	0	27
Columbia Armory	Army Guard	Columbia		29201	25	280,827			31		33.6	657	0	11	668
Edgefield Armory & OMS 6	Army Guard	Edgefield		29824	15	35,469			10		5.3	161	0	1	162
Greenville Armory & OMS 2	Army Guard	Greenville		29605	15	37,940			8	8	5.4	140	0	0	140

² All Locations that do not meet criteria of at least five (5) Acres AND at least \$5M PRV.

**State Owned - Army National Guard
Base Structure Report - As Of 30 Sept 03**

SITE	COMPONENT	NAME NEAREST CITY	PHONE	ZIP CODE	STATE BLDGS OWNED	STATE BLDGS OWNED SQFT	BLDGS LEASED	BLDGS LEASED SQFT	TOTAL ACRES	ACRES OWNED	PRV (\$M)	MIL	CIV	OTHER	TOTAL
Greer Armory & OMS 3	Army Guard	Greer		29652	10	40,273			10		6.6	240	0	5	245
Mullins Armory & OMS 15	Army Guard	Mullins		29574	9	40,970			10		6.9	322	0	0	322
Newberry Armory	Army Guard	Newberry		29108	9	44,432			11		6.7	291	0	0	291
North Charleston Armory	Army Guard	North Charlesto		29418	7	38,757			15		6.0	342	0	2	344
Orangeburg Armory	Army Guard	Orangeburg		29116	3	32,419			10		5.2	232	0	0	232
Pine Ridge Armory	Army Guard	Pine Ridge		29172	2	44,233			48		6.9	30	0	50	80
Union Armory And OMS 8	Army Guard	Union		29379	9	31,070			10		5.2				
Varnville Armory And OMS 14	Army Guard	Varnville		29944	15	44,626			15		6.8	138	0	0	138
OTHER SITE(S)²: 72						305	1,316,187	5	135,865	502	234.4	6,102	0	85	6,187
South Carolina Total:					442	2,043,714	5	135,865	708	9	350.0	8,847	0	156	9,003
South Dakota															
Aberdeen AFRC	Army Guard	Aberdeen		57401	2	30,254			14	13	5.2	212	0	1	213
Brookings Armory/OMS#8	Army Guard	Brookings		57006	3	29,740			19	19	6.3	162	0	3	165
Camp Rapid	Army Guard	Rapid City		57702	115	283,131			1,031	1,031	52.2	474	0	75	549
Ft Meade	Army Guard	Ft.Meade		57741	11	142,624			785	785	23.2	45	0	3	48
Mitchell TS	Army Guard	Mitchell		57301	6	57,738			174	174	14.5	356	0	1	357
Pierre	Army Guard	Pierre		57501	3	22,570			6	6	5.0	78	0	1	79
Range Road Armory	Army Guard	Rapid City		57702	2	31,851			15	15	5.3	57	0	0	57
Rapid City AASF/Armory	Army Guard	Rapid City		57701	6	101,048			30	30	82.6	145	0	15	160
Rapid City Csms	Army Guard	Rapid City		57701	3	30,674			20		5.3				
Sioux Falls - Armory Foss Fld	Army Guard	Sioux Falls		57104	2	35,507			81	69	29.7	464	0	16	480
Sioux Falls UTES	Army Guard	Sioux Falls		57104	6	57,006			128	39	7.3				
Webster	Army Guard	Webster		57274	3	31,447			1,010	13	5.8	81	0	0	81
OTHER SITE(S)²: 42						45	416,147		1,563	689	76.9	1,518	0	10	1,528
South Dakota Total:					207	1,269,737	0	0	4,875	2,883	319.4	3,592	0	125	3,717
Tennessee															
Athens	Army Guard	Athens		37303	5	39,096			7	7	5.5	277	0	0	277
Chattanooga	Army Guard	Chattanooga		37404	5	58,440			16	16	9.3	479	0	4	483
Columbia	Army Guard	Columbia		38402	3	38,234			18	18	5.8	158	0	0	158
Humboldt	Army Guard	Humboldt		38343	3	36,714			22	22	5.7	179	0	0	179
Jackson	Army Guard	Jackson		38301	4	64,092			22	22	8.9	196	0	6	202
Jackson Airport Armory	Army Guard	Jackson		38301	5	35,593			60		6.4	23	0	0	23
Johnson City Gray	Army Guard	Johnson City		37615	8	127,292			107	107	16.9	364	0	1	365
Kingsport	Army Guard	Kingsport		37662	6	88,905			14	14	12.8	183	0	4	187
Knoxville Concord St	Army Guard	Knoxville		37939	16	120,758			17	17	16.5	304	0	0	304
Knoxville Sutherland	Army Guard	Knoxville		37919	6	68,732			7	7	8.6	184	0	0	184
Memphis	Army Guard	Memphis		37130	2	51,151			30	30	8.5	411	0	0	411
Nashville	Army Guard	Nashville		37204	28	313,543			86	86	37.8	732	0	102	834

² All Locations that do not meet criteria of at least five (5) Acres AND at least \$5M PRV.

**State Owned - Army National Guard
Base Structure Report - As Of 30 Sept 03**

SITE	COMPONENT	NAME NEAREST CITY	PHONE	ZIP CODE	STATE BLDGS OWNED	STATE BLDGS OWNED SQFT	BLDGS LEASED	BLDGS LEASED SQFT	TOTAL ACRES	ACRES OWNED	PRV (\$M)	MIL	CIV	OTHER	TOTAL
Trenton	Army Guard	Trenton		38382	3	37,102			20	20	6.2	156	0	0	156
OTHER SITE(S)²: 83					145	1,571,534	5	28,360	1,687	1,164	249.3	7,317	0	5	7,322
Tennessee Total:					239	2,651,186	5	28,360	2,112	1,529	398.2	10,963	0	122	11,085
Texas															
Austin - 51st Street	Army Guard	Austin		78723	8	131,160			33	33	19.1	487	0	0	487
Bergstrom - (Abia)	Army Guard	Austin		78719	15	190,763			57		32.9	451	0	0	451
Camp Bowie (State)	Army Guard	Brownwood		76801	25	130,633			4,895	4,895	38.9	258	0	6	264
Camp Mabry	Army Guard	Austin		78763	79	908,240			376	376	116.7	1,916	0	226	2,142
Camp Maxey	Army Guard	Powderly		75473	24	79,158			6,424	6,424	50.9	0	0	1	1
Dallas - California Crossing	Army Guard	Dallas		75220	6	63,624			9	9	8.0	502	0	0	502
Dallas - Red Bird	Army Guard	Dallas		75237	6	65,726			10	10	8.2	341	0	0	341
El Paso	Army Guard	El Paso		79924	6	62,972			20	20	7.6	670	0	4	674
Ellington Field	Army Guard	Houston		77034					15	15	12.8	447	0	0	447
Fort Worth - Shoreview	Army Guard	Fort Worth		76108	13	72,594			83	83	8.8	277	0	0	277
Grand Prairie (DNAS)	Army Guard	Grand Prarie		75051	14	121,579			39	39	19.6	404	0	0	404
Lubbock	Army Guard	Lubbock		79403	6	140,226			25	25	24.5	227	0	0	227
Martindale - AAF	Army Guard	San Antonio		78219	12	86,460			219	219	13.1	521	0	0	521
Weslaco	Army Guard	Weslaco		78596	2	85,231			20	20	10.7	584	0	0	584
Wylie	Army Guard	Wylie		75098	3	54,174			11	11	6.9	173	0	0	173
OTHER SITE(S)²: 81					183	1,532,136			7,026	7,026	196.3	7,979	0	123	8,102
Texas Total:					402	3,724,676	0	0	19,261	19,204	575.0	15,237	0	360	15,597
Utah															
Draper Complex	Army Guard	Draper		84020	10	318,597			42	42	49.9	901	0	143	1,044
E.J. Garn Aviation Complex	Army Guard	West Jordan		84084	9	195,453			60		38.9	651	0	0	651
MTA Camp Williams	Army Guard	Riverton		84065	235	591,753			20,904	2,398	168.3	1,263	0	123	1,386
Ogden Armory	Army Guard	Ogden		84402	4	39,594			15	15	6.4	252	0	0	252
Utah County South Armory/OMS 9	Army Guard	Spanish Fork		84660	6	71,956			20	20	10.7	298	0	0	298
OTHER SITE(S)²: 24					48	442,988			97	82	76.8	1,203	0	0	1,203
Utah Total:					312	1,660,341	0	0	21,137	2,557	351.0	4,568	0	266	4,834
Vermont															
TS Camp Johnson	Army Guard	Colchester		05446	39	163,960			64	64	25.7	447	0	28	475
Westminster Training Site	Army Guard	Westminster		05158	6	44,814			33	33	5.8	63	0	0	63
OTHER SITE(S)²: 23					52	367,343			62	62	54.8	2,179	0	0	2,179
Vermont Total:					97	576,117	0	0	159	159	86.3	2,689	0	28	2,717

² All Locations that do not meet criteria of at least five (5) Acres AND at least \$5M PRV.

**State Owned - Army National Guard
Base Structure Report - As Of 30 Sept 03**

SITE	COMPONENT	NAME NEAREST CITY	PHONE	ZIP CODE	STATE BLDGS OWNED	STATE BLDGS OWNED SQFT	BLDGS LEASED	BLDGS LEASED SQFT	TOTAL ACRES	ACRES OWNED	PRV (\$M)	MIL	CIV	OTHER	TOTAL
Virgin Islands															
210th RTI Hams Bluff	Army Guard	St Croix, USVI		00850	1	5,400			22	22	5.4	15	0	0	15
Bethlehem Military Compound	Army Guard	St, Croix, USVI		00850	7	140,504			29	29	38.2	362	0	0	362
Est. Nazareth Mil Compound	Army Guard	St. Thomas, USVI		00801	4	47,909			18	18	12.6	337	0	0	337
OTHER SITE(S) ²: 6					6	18,980	2	18,400	68	43	12.0	225	0	0	225
Virgin Islands Total:					18	212,793	2	18,400	137	112	68.2	939	0	0	939
Virginia															
Blackstone	Army Guard	Blackstone		23824	3	31,710			7	7	5.4	221	0	0	221
Cedar Bluff	Army Guard	Cedar Bluff		24609	5	39,704			10	10	5.9	123	0	0	123
Danville	Army Guard	Danville		24541	2	35,512			15	15	6.6	246	0	0	246
Fredericksburg	Army Guard	Fredericksburg		22401	1	36,431			7	7	9.3	411	0	0	411
Gate City	Army Guard	Gate City		24251	1	23,435			5	5	5.2	244	0	0	244
Norfolk	Army Guard	Norfolk		23502	1	38,133	1	6,913	19	19	7.3	293	0	0	293
Powhatan	Army Guard	Powhatan		23139	2	39,522			10	10	6.6	123	0	0	123
Richmond Dove Street	Army Guard	Richmond		23222	2	61,356			19	19	8.7	367	0	0	367
OTHER SITE(S) ²: 38					49	606,202	4	18,463	159	149	107.1	4,036	0	0	4,036
Virginia Total:					66	912,005	5	25,376	250	240	162.2	6,064	0	0	6,064
Washington															
Centralia	Army Guard	Centralia		98531	3	34,663			8	8	5.7	85	0	6	91
Geiger Fld - Spokane	Army Guard	Spokane		99219	7	117,978			36	36	38.1	482	0	9	491
Montesano	Army Guard	Montesano		98563	4	28,627			14	14	5.4	53	0	0	53
Moses Lake	Army Guard	Moses Lake		98837	2	32,195			10	10	5.7	53	0	21	74
Port Orchard	Army Guard	Port Orchard		98366	4	28,810			9	9	5.1	90	0	0	90
Seattle - Pier 91	Army Guard	Seattle		98119	7	111,001			25	25	18.4	643	0	0	643
Yakima	Army Guard				1	0			10	10	13.0				
OTHER SITE(S) ²: 27					73	681,810			182	182	124.2	1,489	0	11	1,500
Washington Total:					101	1,035,084	0	0	294	294	215.6	2,895	0	47	2,942
West Virginia															
Ctc Camp Dawson-Kingwood	Army Guard	Kingwood		26537	77	379,200			2,393	2,393	89.7	399	0	54	453
OTHER SITE(S) ²: 35					71	1,074,151	1	14,700			243.7	3,366	0	77	3,443
West Virginia Total:					148	1,453,351	1	14,700	2,393	2,393	333.4	3,765	0	131	3,896
Wisconsin															
Appleton	Army Guard	Appleton		54914	1	20,141			13	13	5.3	192	0	1	193
Beloit	Army Guard	Beloit		53511	1	32,369			13	13	6.0	132	0	1	133

² All Locations that do not meet criteria of at least five (5) Acres AND at least \$5M PRV.

**State Owned - Army National Guard
Base Structure Report - As Of 30 Sept 03**

SITE	COMPONENT	NAME NEAREST CITY	PHONE	ZIP CODE	STATE BLDGS OWNED	STATE BLDGS OWNED SQFT	BLDGS LEASED	BLDGS LEASED SQFT	TOTAL ACRES	ACRES OWNED	PRV (\$M)	MIL	CIV	OTHER	TOTAL
Camp Williams Tomah MTA	Army Guard	Tomah		54618	46	410,953			48	48	65.2	97	0	17	114
Chippewa Falls	Army Guard	Chippewa Falls		54729	1	31,421			14	14	5.6	134	0	1	135
Kenosha OMS 6	Army Guard	Kenosha		53144	2	33,330			14	14	7.6	103	0	1	104
Madison AASF 2	Army Guard	Madison		53704	1	37,663			7	7	12.0				
Madison Aviation Armory	Army Guard	Madison		53704	1	37,392			7	7	6.8	250	0	1	251
Madison Hangars	Army Guard	Madison		53704	1	46,000			20	20	11.5				
Madison OMS 9	Army Guard	Madison		53704	3	74,617			14	14	14.0	304	0	1	305
Madison Tago/Starc	Army Guard	Madison		53704	1	162,926			16	16	28.8	405	0	94	499
Marshfield	Army Guard	Marshfield		54449	1	38,224			10	10	7.1	67	0	1	68
Milwaukee OMS 3	Army Guard	Milwaukee		53212	4	81,420			10	10	16.1	531	0	5	536
Onalaska	Army Guard	Onalaska		54650	2	32,385			15	15	6.6	340	0	2	342
Sussex OMS 5	Army Guard	Sussex		53089	2	41,038			15	15	8.4	144	0	1	145
Whitewater OMS 8	Army Guard	Whitewater		53190	2	37,023			10	10	7.6	102	0	0	102
OTHER SITE(S)²: 64					81	970,235			3,669	549	191.0	4,826	0	41	4,867
Wisconsin Total:					150	2,087,137	0	0	3,895	775	399.7	7,627	0	167	7,794
Wyoming															
Casper	Army Guard	Casper		82604	3	28,891			33	33	5.4	94	0	1	95
Cheyenne	Army Guard	Cheyenne		82009	5	103,114			29	29	15.3	387	0	60	447
Cheyenne Municipal Airport	Army Guard	Cheyenne		82003	2	47,309			34		12.2				
Laramie	Army Guard	Laramie		82070	2	35,773			11	11	5.4	181	0	0	181
MTA Camp Guernsey	Army Guard	Guernsey		82214	126	470,823			33,752	33,752	182.3	149	0	28	177
OTHER SITE(S)²: 13					26	278,122			102	102	44.2	562	0	10	572
Wyoming Total:					164	964,032	0	0	33,962	33,928	264.8	1,373	0	99	1,472
US/US Territories:					12,860	90,912,135	100	1,307,450	1,494,688	232,551	18,322.6	323,823	41	10,640	334,504

² All Locations that do not meet criteria of at least five (5) Acres AND at least \$5M PRV.