
CHAPTER 1

Intelligence

Intelligence is the key for preparing for the next battle. The analysis of intelligence, in detail, determines the impact of the enemy, weather, and terrain on operations. It is a continuous process that supports the planning for and execution of all operations. It is imperative that the platoon leader understand the intelligence process and his part in that process.

THREAT

The threat facing the US Army has gone through a quantum change with the breakup of the Warsaw Pact and the former Soviet Union. However, the majority of the forces we will face in mid- to high-intensity conflicts will use the "Soviet" model for their operations. *Figures 1-1 and 1-2, pages 1-2 and 1-3, provide templates for the Soviet-style platoon and company defense as well as movement formations. A detailed analysis of threat mine-warfare capabilities and tactics can be found in FM 90-13-1, Appendix A, and FM 20-32, Appendix C.*

RECONNAISSANCE

Reconnaissance is critical to the engineer. During offensive operations, the engineer must see the battlefield to plan breaching operations. History has proven that when a unit conducts CA rehearsals and obstacle reconnaissance it has greater success. The platoon leader should organize his platoon based on the reconnaissance mission the commander gives him. This frequently means providing expert engineers to assist the task force (TF) scouts. The platoon leader may also organize all or part of his platoon for a reconnaissance mission if there is a critical requirement for engineer-specific intelligence. If at all possible, the engineers who conduct the reconnaissance should be trained in this task as well as cross trained with the maneuver unit's scout platoon. The platoon leader must ensure that his designated reconnaissance element links up with the scout platoon.

TYPES

The general types of engineer reconnaissance missions are—

- Technical, which—
 - Is conducted to collect engineer-specific technical data.

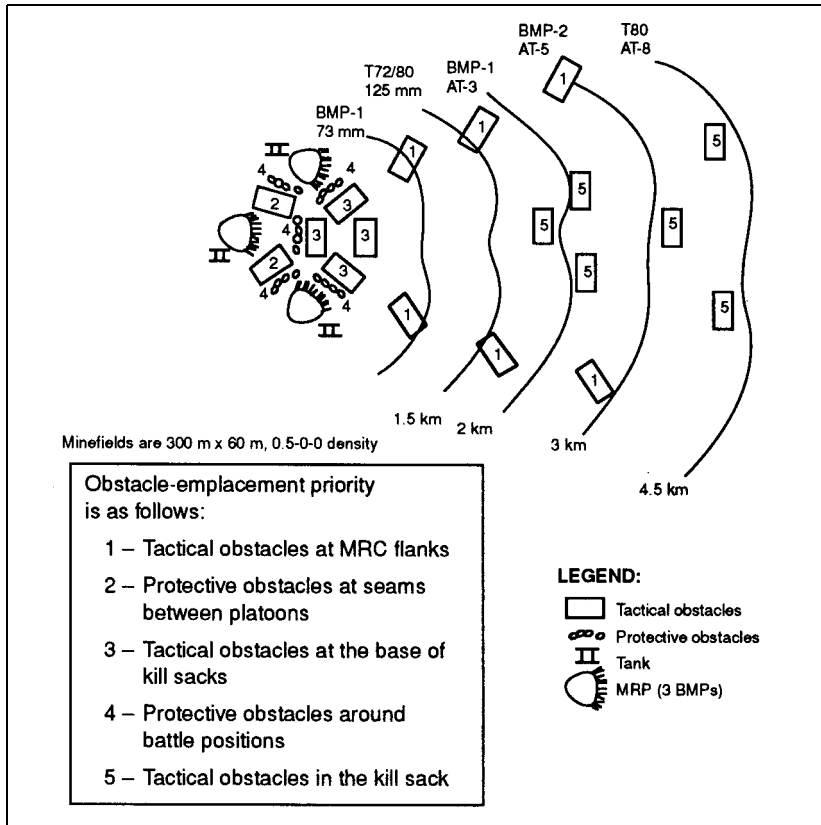


Figure 1-1. Motorized rifle company (MRC) defense template

- Is conducted to perform a specified task from higher HQ in a Level 1 threat environment.
- Involves (almost always) engineers only and is usually conducted behind the forward line of own troops/forward edge of the battle area (FLOT/ FEBA).
- Tactical, which—
 - Is conducted to collect engineer-specific information requirements on an enemy point, area target, or attack axis or a route.

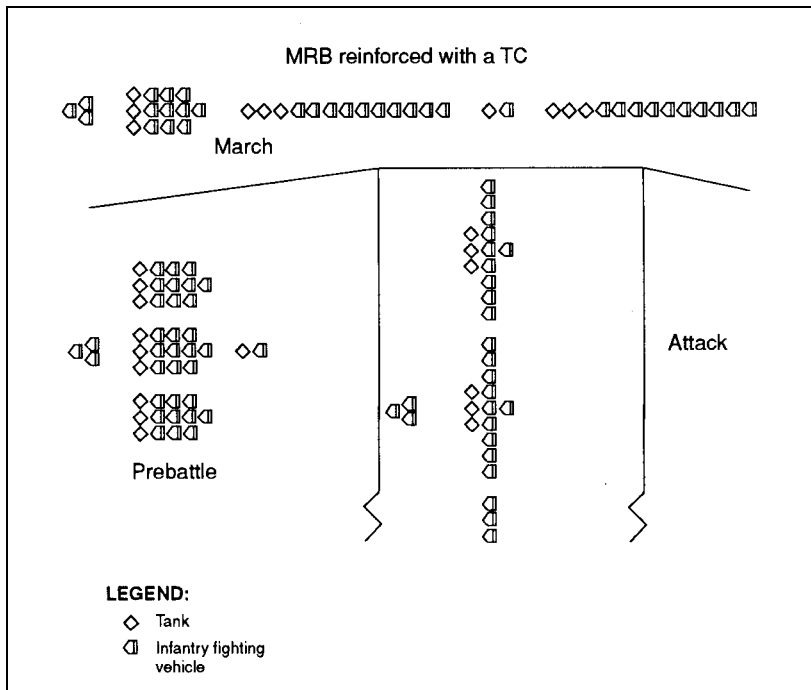


Figure 1-2. Typical threat formations

- Is conducted to support the maneuver plan as an implied task.
- Is conducted in a Level 3 threat environment.
- Requires engineer participation as part of a CA effort.
- Is usually conducted forward of the FLOT/FEBA.

PLANNING

Reconnaissance is a CA effort. The engineers either augment the existing reconnaissance element or conduct their own reconnaissance as part of the consolidated reconnaissance and surveillance (R&S) plan. Engineer reconnaissance must be focused on a specific target, and the reconnaissance element should be given specific intelligence requirements.

In heavy forces, the engineer company commander provides the reconnaissance target and does the majority of the engineer reconnaissance planning. However, in

light forces, the engineer platoon leader does the engineer reconnaissance planning.

Platoon reconnaissance planning should include—

- A warning order (WO) based on brigade and TF planning, which includes—
 - Tentative target locations.
 - Type of reconnaissance or target (see *Figure 1-3*).
 - Specific information, equipment, and coordination requirements.
- The movement of reconnaissance assets to effect the linkup.
- The maximum time for leaders to prepare for the reconnaissance mission.
- The assignment of detailed reconnaissance routes.
- The actions to be taken on contact.

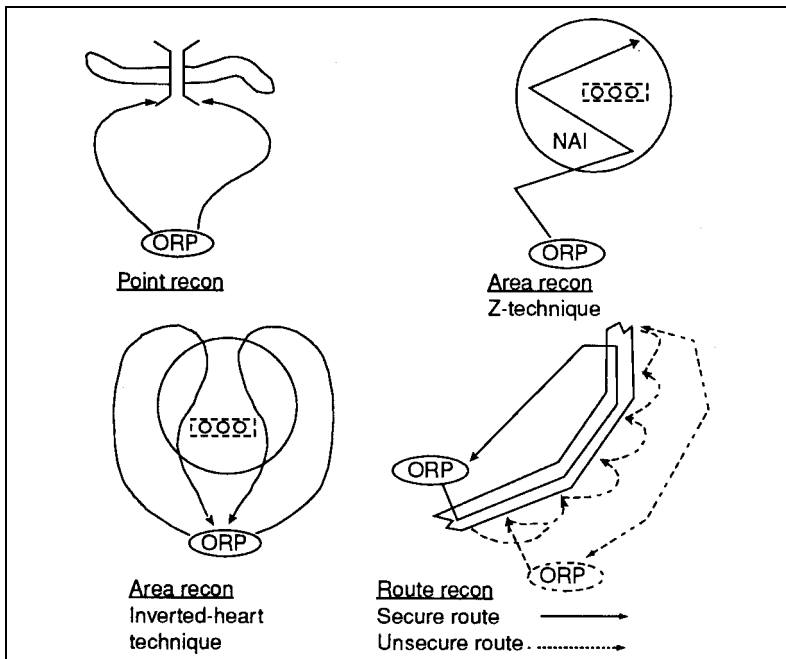


Figure 1-3. Recon techniques

- Consolidation instructions.
- Specific reporting requirements.

MOUNTED AND DISMOUNTED PATROLLING

Patrolling is a CA operation. Engineers are normally part of a larger unit's patrol. When patrolling mounted—

- Position all reconnaissance assets forward.
- Use aggressive and continuous patrols.
- Use area and zone reconnaissance.
- Allow enough time for a thorough reconnaissance.
- Use stealth, not combat power, for reconnaissance.
- Modify formations to overwatch the point element.
- Use terrain driving techniques; use draws and folds in the terrain to mask movement.
- Use night, fog, dust, and storms to conceal movement.
- Reduce speeds to avoid dust signatures.
- Travel at the highest tactical speeds, and place artillery fires on expected enemy positions to avoid long-range fires.
- Keep vehicles dispersed.

When patrolling dismounted—

- Reconnoiter all danger areas, choke points, and critical terrain features.
- Expect contact with enemy dismounted scouts.
- Use darkness, storms, and periods of limited visibility to infiltrate enemy positions.
- Use binoculars or night-vision devices at night with the illumination from ambient light (ensure that laser protection is maintained).
- Use artillery illumination and spotting rounds on reconnaissance targets to assist in land navigation and orientation.