



DEPARTMENT OF THE NAVY FY 2015 PRESIDENT'S BUDGET

Rear Admiral William K. Lescher, USN
Deputy Assistant Secretary of the Navy for Budget

March 2014

Strategic Foundation

**National
Guidance**

**DoD
Guidance**

**SECNAV
Guidance**

**CNO
CMC
Guidance**



Tenets
Warfighting First
Operate Forward
Be Ready



Five Pillars
High Quality People
Unit Readiness
Capability to meet strategic guidance



Infrastructure Sustainment
Equipment Modernization



10 Primary Missions

Rebalance to Asia-Pacific Region

Joint Force of 2020



Protect Homeland

Engage Globally

Project power and win decisively



Department of the Navy Priorities

People
Platforms
Power
Partnerships

Where it Matters, When it Matters

Global Engagement on a Daily Basis



Navy

323,561 active strength
3,881 mobilized reservists
Battle Force Ships: 289
42,514 Sailors deployed afloat

FY2014/ 19/ 23 Avg

Total: 289/ 309/ 316
Deployed: 113/ 127/ 124

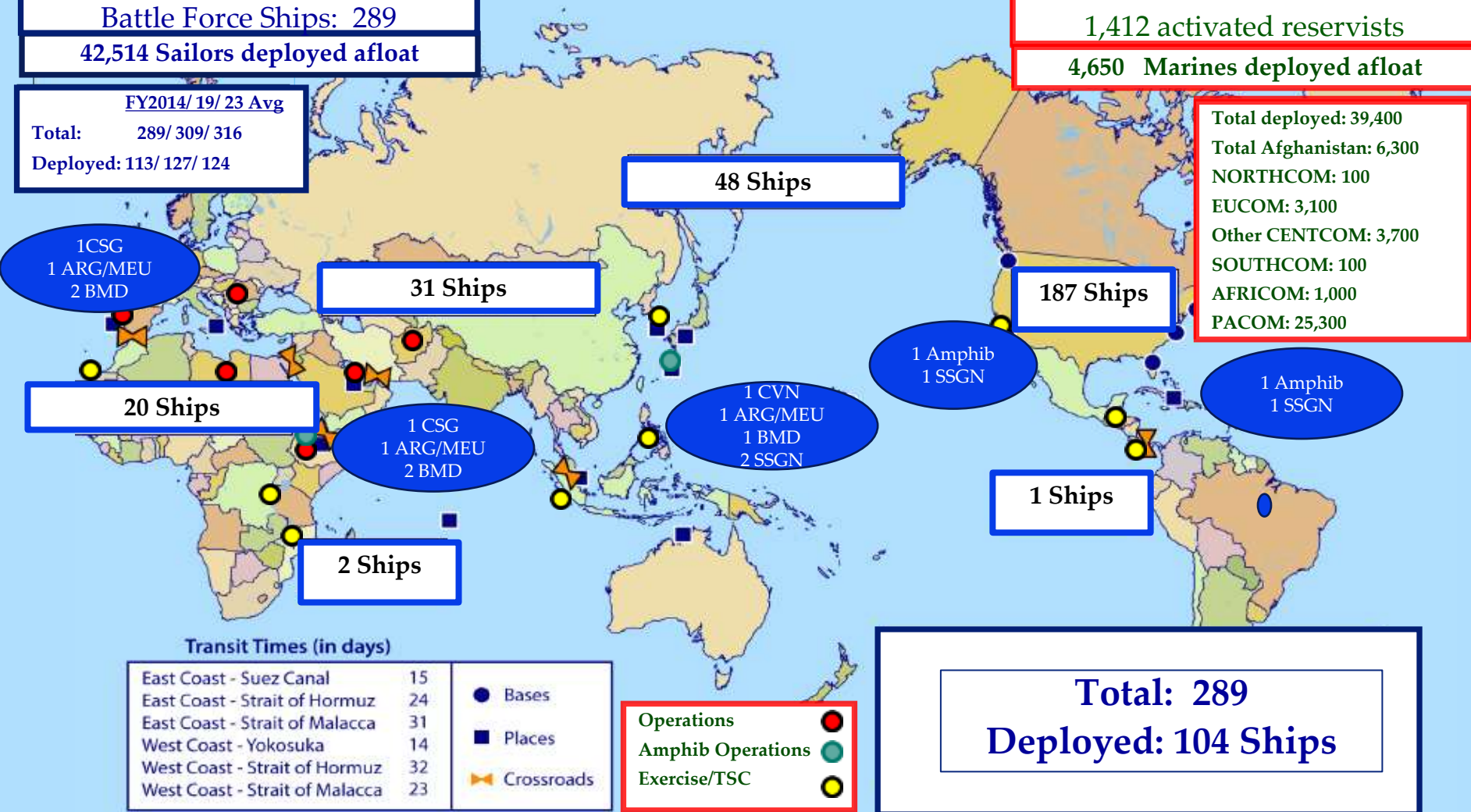


Marine Corps

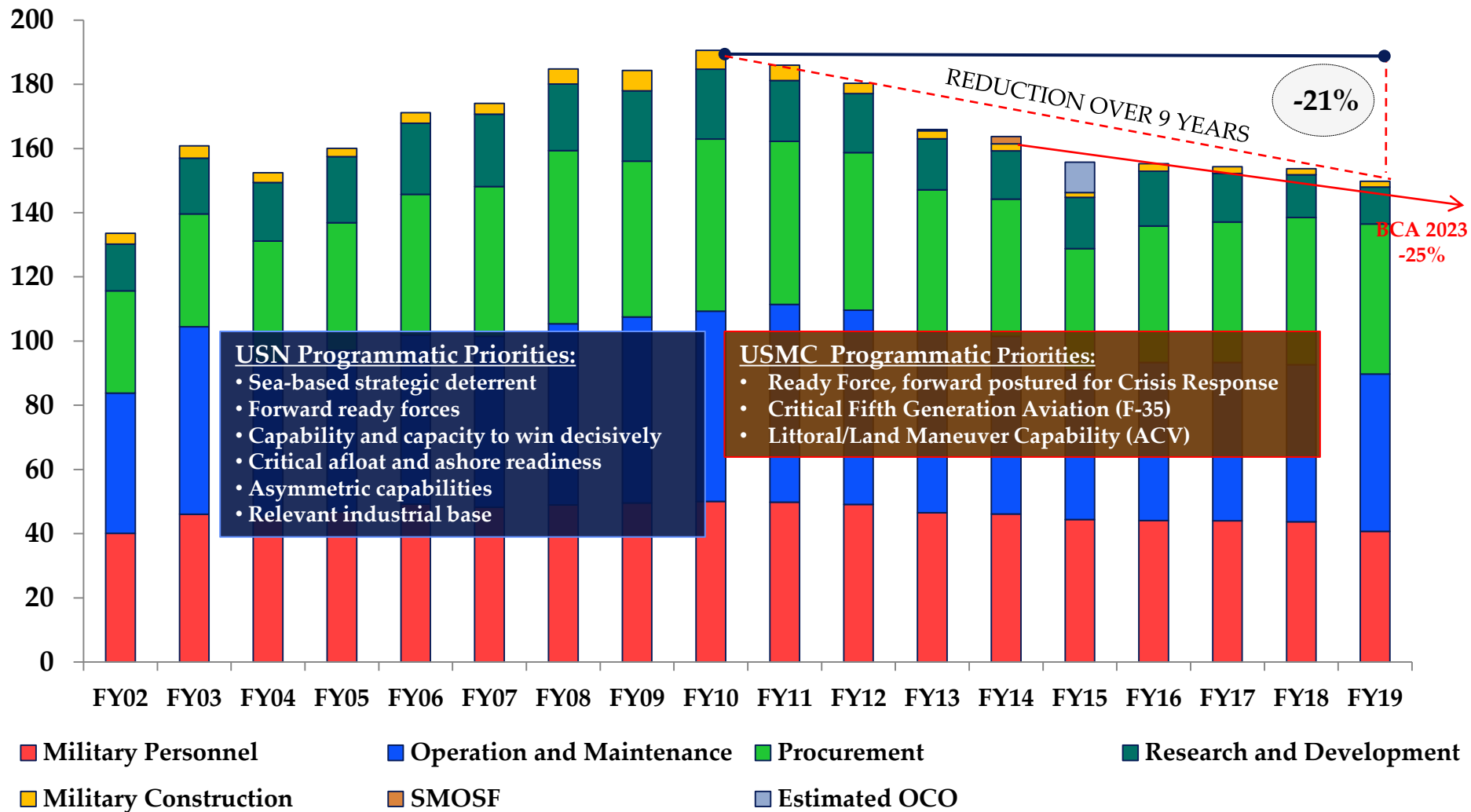
195,801 active strength
2,221 active reserves
1,412 activated reservists

4,650 Marines deployed afloat

Total deployed: 39,400
Total Afghanistan: 6,300
NORTHCOM: 100
EUCOM: 3,100
Other CENTCOM: 3,700
SOUTHCOM: 100
AFRICOM: 1,000
PACOM: 25,300



Department of the Navy Topline FY 2002-2019 (CY 2014)

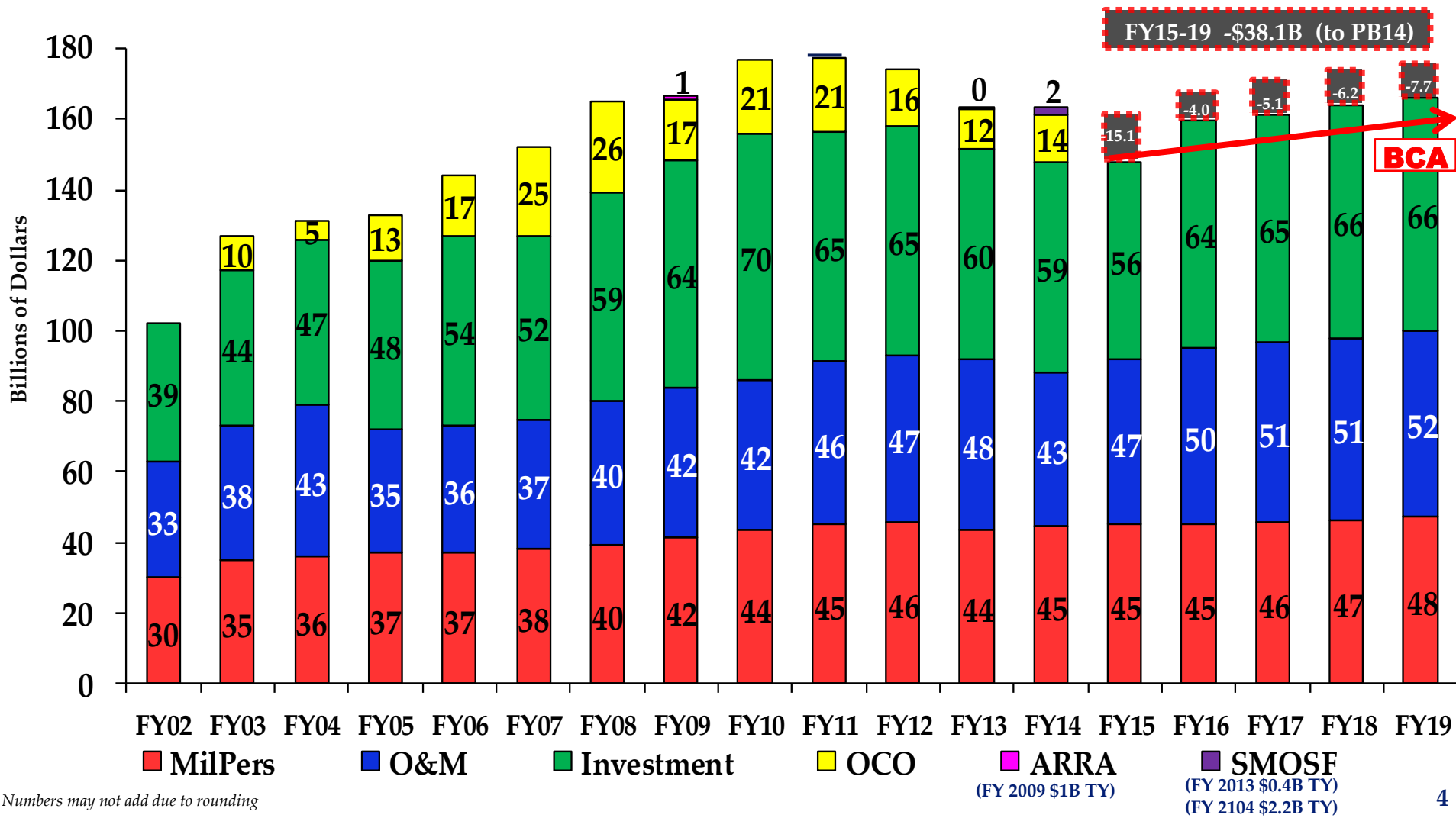


PB15: Hard Choices; Innovative Approaches; Balancing Risk

Department of the Navy Topline

FY 2002-2019 (TY)

	<u>FY02</u>	<u>FY03</u>	<u>FY04</u>	<u>FY05</u>	<u>FY06</u>	<u>FY07</u>	<u>FY08</u>	<u>FY09</u>	<u>FY10</u>	<u>FY11</u>	<u>FY12</u>	<u>FY13</u>	<u>FY14</u>	<u>FY15</u>	<u>FY16</u>	<u>FY17</u>	<u>FY18</u>	<u>FY19</u>
Total Funding (TY)	\$101.7	\$126.3	\$123.5	\$133.6	\$144.3	\$151.6	\$164.9	\$166.8	\$177.1	\$176.8	\$174.6	\$163.1	\$163.7					
Baseline Funding (TY)	\$101.7	\$116.8	\$118.4	\$120.9	\$127.9	\$127.2	\$139.2	\$148.1	\$156.1	\$156.1	\$158.3	\$151.6	\$149.8	\$148.0	\$159.5	\$161.2	\$163.7	\$165.9



Summary by Appropriation Group

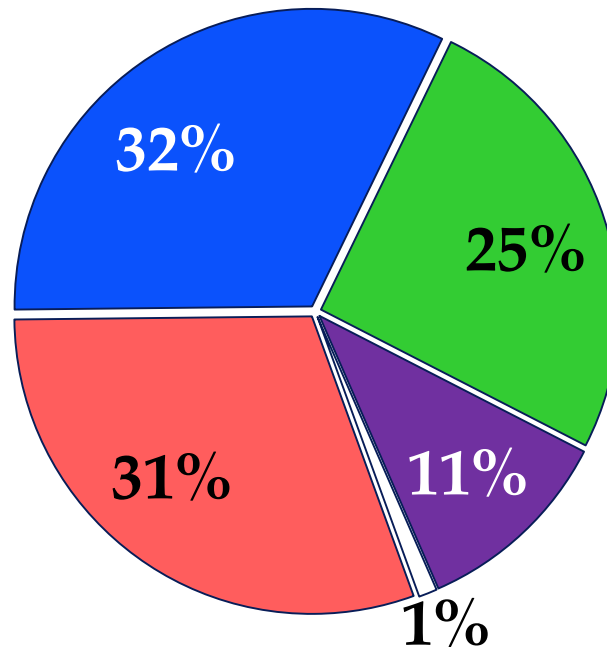
FY 2015 Base Budget

O&M: \$46.8B



Ship Ops & Maint	\$11.2
Aviation Ops & Maint	\$8.3
Base Ops & Support	\$6.8
Marine Corps O&M	\$5.9
Combat/Weapons Support	\$4.8
Service Wide Support	\$4.7
Training and Education	\$1.7
Reserve O&M	\$1.3
Environmental Restoration	\$0.3
Mobilization	\$1.7

FY15:
\$148.0B



Procurement: \$38.4B



Ships	\$14.4
Aircraft	\$13.1
Weapons	\$3.2
Marine Corps	\$1.0
Ammunition	\$0.8
Other Navy Procurement	\$6.0

MilPers: \$45.0B



Basic Pays	\$18.8
Housing Allowance	\$7.4
Retired Pay Accrual	\$5.9
Health Accrual	\$2.0
Reserve Personnel	\$2.5
Subsistence	\$2.2
Allowances	\$1.1
Special Pays	\$1.6
Other	\$3.5

R&D: \$16.3B



Basic Research	\$0.6
Applied Research	\$0.8
Advance Tech Dev	\$0.6
Adv Component Dev	\$4.6
System Dev & Demo	\$5.4
Management Support	\$1.0
Ops Systems Dev	\$3.3

Infrastructure: \$1.5B



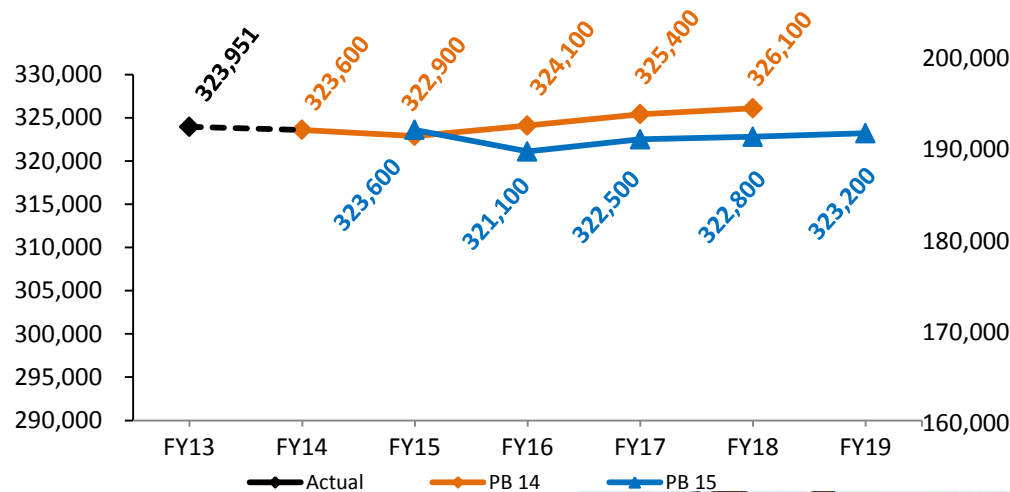
MILCON	\$1.1
BRAC	\$0.1
Family Housing	\$0.4

Military Personnel

Navy Personnel Strength

Aligning the Force

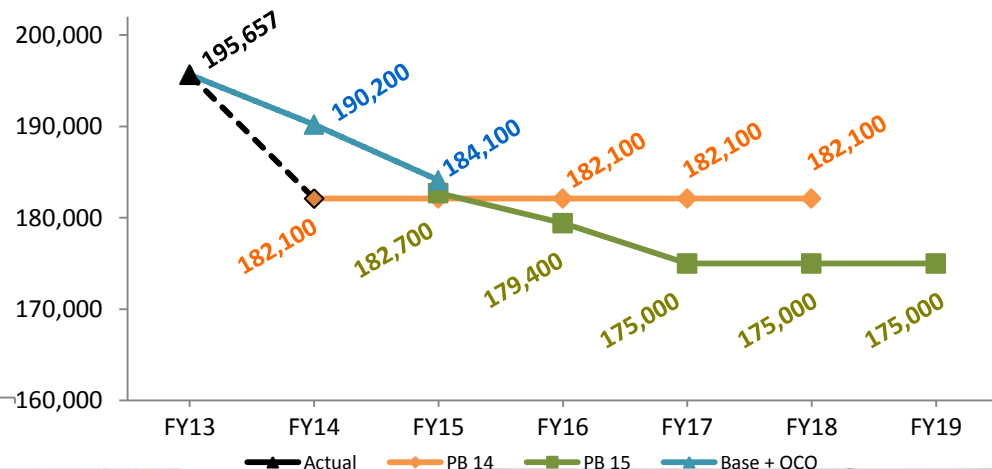
- FY15 Active end strength 323,600
 - o Reduce manning gaps at sea, improve sea/shore flow
 - o Investing in Career Sea Pay, Career Sea Pay – Premium
- FY15 Reserve end strength 57,300



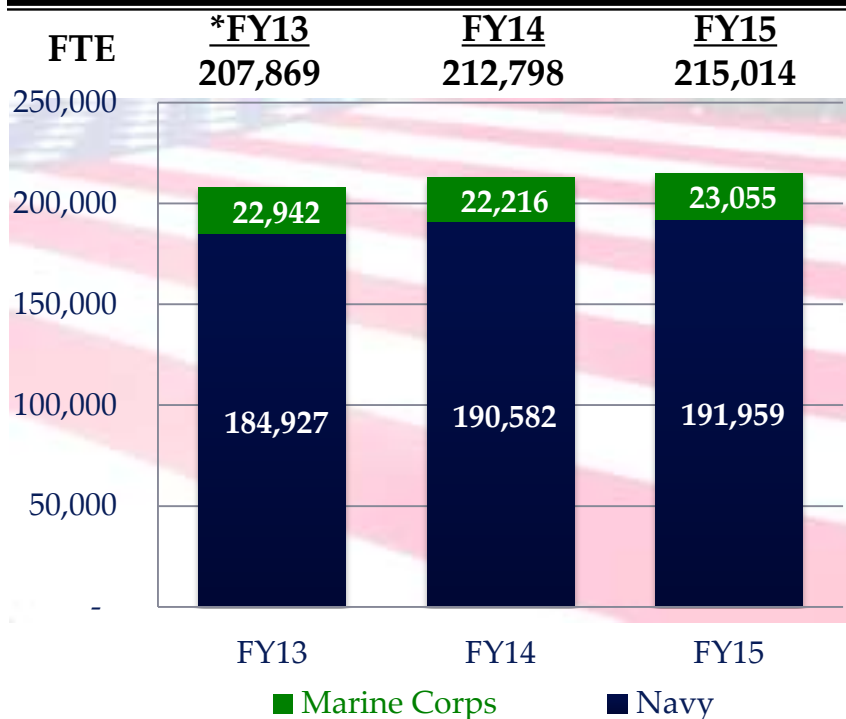
Marine Corps Personnel Strength

Focusing on forward presence and crisis response

- FY15 Active end strength 182,700
 - o Includes Marine Corps Embassy Security Guard plus-up
 - o Remaining agile and ready for a full range of contingencies
- FY15 Reserve end strength 39,200



Civilian Personnel



*NOTE: FTE total for FY 2013 does not include approximately 3,200 FTEs due to 6 days of furlough.

FYDP FTE Profile:

	<u>FY15</u>	<u>FY16</u>	<u>FY17</u>	<u>FY18</u>	<u>FY19</u>
	215,014	214,121	212,326	210,252	208,668

- Management Headquarters: 20% reduction over the FYDP begins with the elimination of 328 HQ FTEs in FY15.
- Ship Maintenance: Continued focus on ship maintenance (including nuclear manning).
- Shipyard Firefighting Capability: Increase to strengthen fire emergency response capability.

	<u>FY13</u>	<u>FY14</u>	<u>FY15</u>
Total – Department of the Navy	207,869	212,798	215,014

By Type Of Hire

Direct	196,710	201,339	203,462
Indirect Hire, Foreign National	11,159	11,459	11,552

By Appropriation/Fund

Operation and Maintenance	127,656	130,436	133,643
Other (FHOPS/RDTEN)	1,748	2,010	1,936
Working Capital Funds	78,465	80,352	79,435
	207,869	212,798	215,014

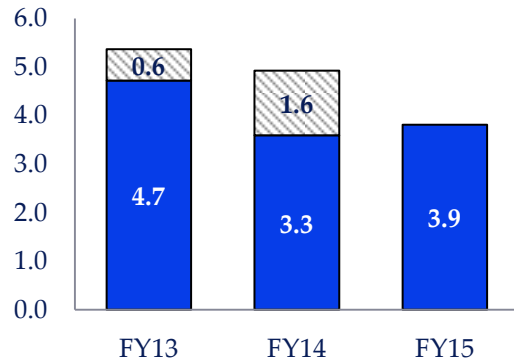


FY15 Baseline Readiness Metrics

Ship Operations

45 days/qtr deployed

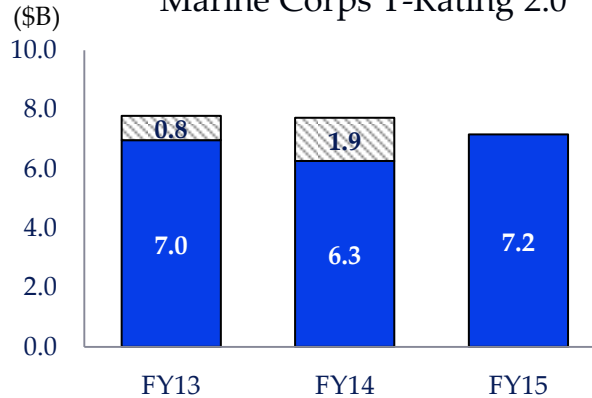
20 days/qtr non-deployed



Flying Hour Operation

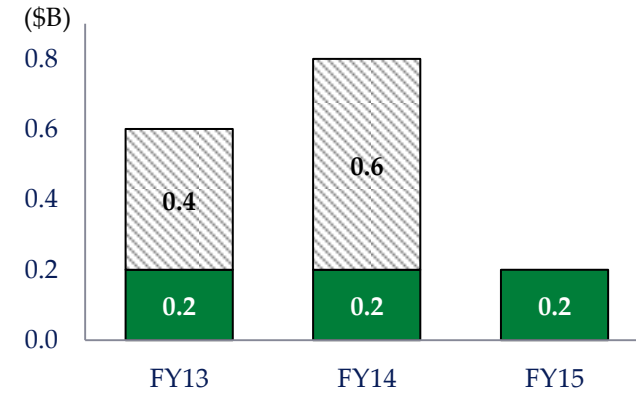
Navy T-Rating 2.5

Marine Corps T-Rating 2.0



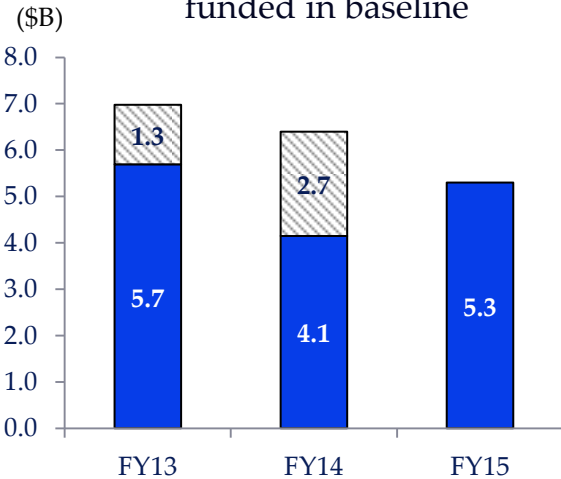
Marine Corps Ground Equip

83% of projected maintenance funded in FY15



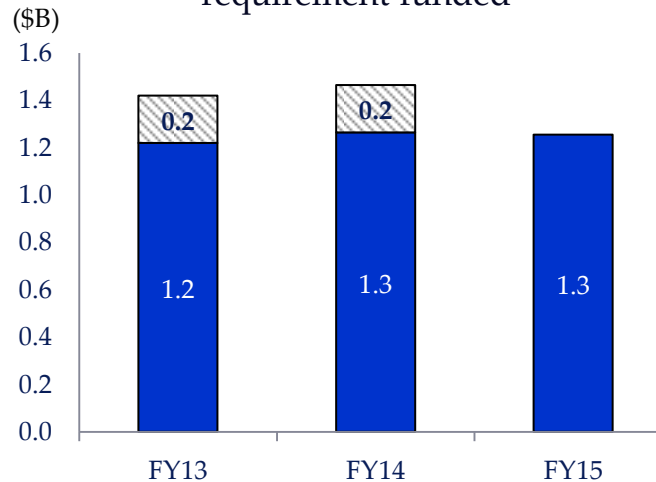
Ship Depot Maintenance

80% of projected maintenance funded in baseline



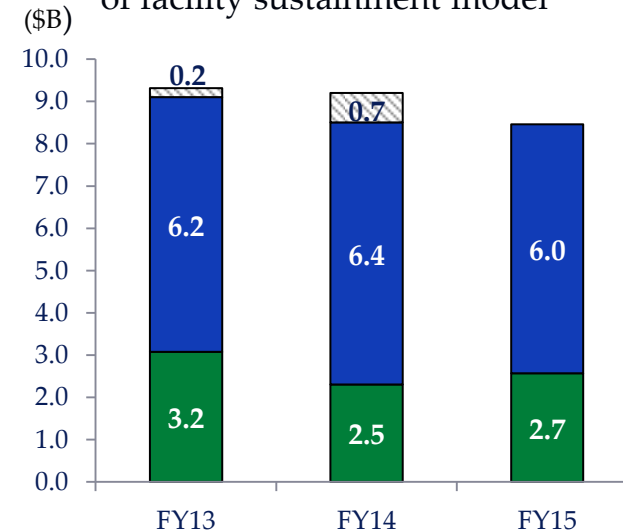
Aircraft Depot Maint/Logistics

80% of projected ADM requirement funded



Base Support

Navy 70%/USMC 75% of facility sustainment model



Shipbuilding Procurement Plan

	FY14	FY15	FY16	FY17	FY18	FY19	FYDP
CVN-21	0	0	0	0	1	0	1
SSN-774	2	2	2	2	2	2	10
DDG 51	1	2	2	2	2	2	10
LCS	4	3	3	3	3	2	14
LHA(R)	0	0	0	1	0	0	1
T-ATF	0	0	0	2	1	1	4
MLP/AFSB	1	0	0	1	0	0	1
T-AO(X)	0	0	1	0	1	1	3
New Construction Total QTY	8	7	8	11	10	8	44
LCAC SLEP	4	2	4	4	4	0	14
Ship-to-Shore Connector	0	2	5	5	8	11	31
SC(X) (R) (LCU Replacement)	0	0	0	0	1	2	3
Moored Training Ships	0	1	0	1	0	0	2
CVN RCOH*	0	0	0	0	0	0	0
Total Shipbuilding QTY	12	12	17	21	23	21	94

Total Shipbuilding includes all new construction, RCOH, SLEP or conversion in SCN, R&D and FY14 NDSF, as well as other related line items including Service Craft, Outfitting and Post Delivery.

**Pending FY16 Decision*

SSN 783




DDG 51



LCS - (Independence)



LCS - (Freedom)



CVN 78

Aircraft Procurement

F-35C (CV JSF)



KC-130J



MV-22



MH-60S



	FY14	FY15	FY16	FY17	FY18	FY19	FYDP
Fixed Wing							
F-35B (STOVL JSF)	6	6	9	14	20	20	69
F-35C (CV JSF)	4	2	2	6	10	16	36
F/A-18E/F	0	0	0	0	0	0	0
EA-18G	21	0	0	0	0	0	0
E-2D AHE	5	4	5	6	5	5	25
P-8A (MMA)	16	8	15	13	13	7	56
C-40A (USMC)	0	0	1	0	0	0	1
KC-130J (USMC)	1	1	1	2	1	1	6
UC-12W	1	0	0	0	0	0	0
Rotary Wing							
AH-1Z/UH-1Y	21	26	28	26	26	27	133
VXX	0	0	0	0	0	6	6
CH-53K (HLR)	0	0	0	2	4	7	13
MV-22B	19	19	19	18	4	4	64
MH-60R	19	29	0	0	0	0	29
MH-60S	18	8	0	0	0	0	8
UAV							
MQ-8 (VTUAV)	2	0	0	0	0	0	0
MQ-4 Triton UAS	0	0	4	4	4	4	16
STUAS (NAVY)	0	0	0	1	2	5	8
Training							
T-6A/B (JPATS)	29	0	0	0	0	0	0
TOTAL	162	103	84	92	89	102	470

Weapons Procurement

AIM-9X



RAM



	FY14	FY15	FY16	FY17	FY18	FY19	FYDP
Ship Weapons							
TACTOM	196	100	0	0	0	0	100
SM6	81	110	125	125	125	125	610
RAM	66	90	90	90	116	116	502
ESSM	53	104	89	89	73	94	449
MK 48 HWT	0	0	8	19	31	47	105
MK 48 HWT MODS	108	44	40	44	52	51	231
MK 54 LWT MODS	215	150	216	216	216	216	1,014
LCS SSMM	0	0	0	0	200	200	400
Aircraft Weapons							
AIM-9X	225	167	215	212	201	200	995
AMRAAM	44	0	138	154	233	274	799
JSOW C	212	200	200	0	0	0	400
AARGM	108	116	138	296	356	358	1,264
HELLFIRE*	616	0	0	0	0	0	0
SOPGM*	59	14	3	3	3	3	26
Maverick*	500	0	0	0	0	0	0
JAGM	0	0	0	0	0	189	189
OASUW	0	0	0	30	40	40	110
SDB II	0	0	0	90	750	750	1,590

*FY14 OCO included: 270 Hellfire, 500 Laser Maverick and 9 SOPGM

AARGM



SM 6



Marine Corps Procurement

G/ATOR



RQ-21



Major Combat Systems (\$M)

FY13

FY14

FY15

Weapons and Combat Vehicles

AAV PIP	16	32	17
Mod Kits (Armor/Weapons)	34	38	22
Weapons and Combat Vehicles	17	20	7
LAV PIP	26	6	78

Guided Missiles & Equipment

Ground Base Air Defense (GBAD)	13	16	31
AAWS-Medium	29	66	0
MOD Kits (Missiles)	42	42	5
G/ATOR	0	0	89
RQ-21	14	67	71

Communications & Electrical Equipment

Combat Support System	23	3	2
Common Computer Resources	212	109	34
Command Post Systems	33	84	38
Radio Systems	126	64	65
Radar Systems	135	102	20
Intelligence Support Equipment	51	71	44

Support Vehicles

Commerical Cargo Vehicles	14	31	11
HMMWV	6	1	57
Family of Tactical Trailers	28	23	10
CAC2S	0	0	12
JLTV	0	0	8


Engineers & Other Equipment

Tactical Fuel Systems	71	22	4
Power Equipment Assorted	69	63	9
Material Handling Equipment	36	37	9
EOD Systems	264	83	7

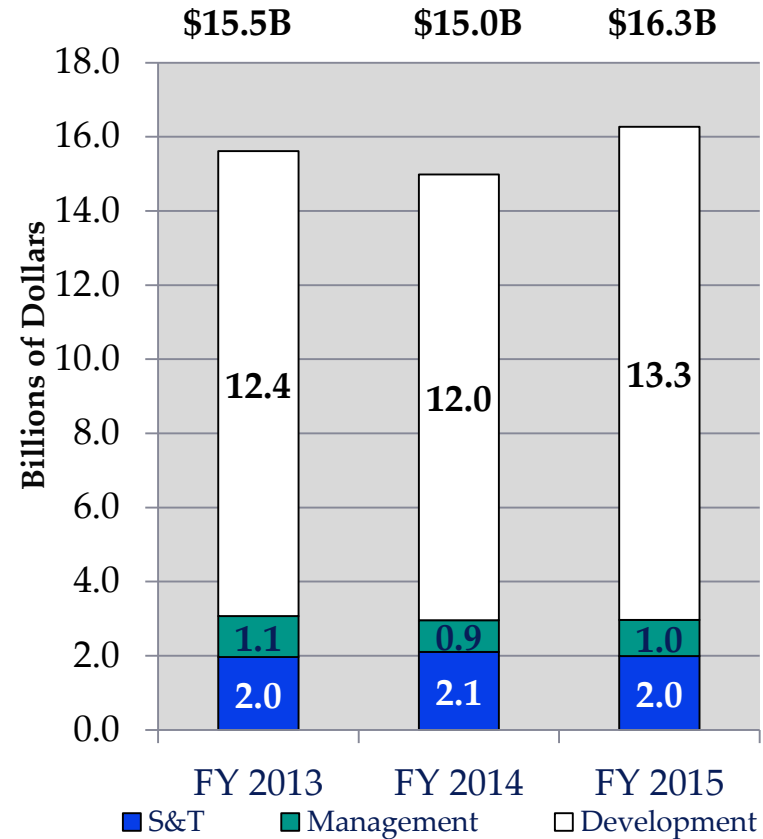
HMMWV



JLTV



R&D Investment



CH-53K Stallion



Electromagnetic Railgun

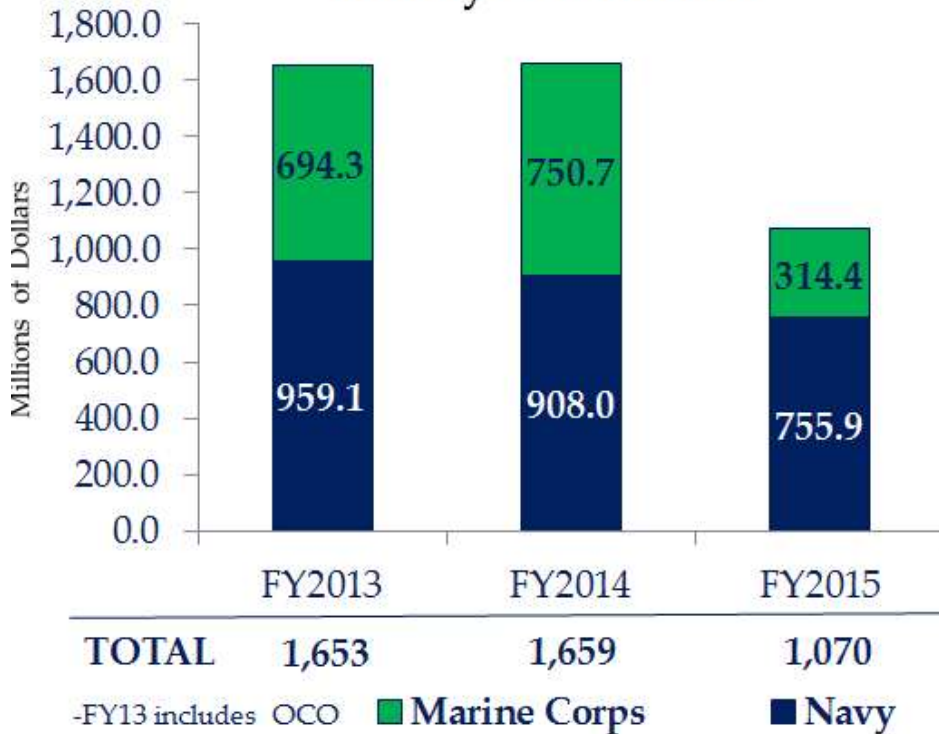


Major Systems (\$M)	FY13	FY14	FY15
Aviation			
Joint Strike Fighter (F-35)	1,281	856	1,029
CH-53K	536	462	573
Executive Helo Development	46	94	388
Shipbuilding			
Ohio Replacement Program	506	1,081	1,219
Virginia Class SSN	81	122	205
AMDR	194	125	145
CVN 78	158	148	123
Surface Ship Torpedo Defense	84	86	53
Unmanned			
MQ-4C Triton	613	375	498
UCLASS	99	122	403
NUCAS - D	128	21	36
USMC			
Amphibious Combat Vehicle	83	123	106
G/ATOR	70	78	99

- JSF: Maintains STOVL IOC in FY 2015 and CV IOC in FY 2019.
- Ohio Replacement: Supports start of construction in 2021.
- UCLASS: Supports operational capability in 2021.
- Executive Helo: Supports start of SDD with Milestone C scheduled for FY 19.

Military Construction & Family Housing

Military Construction

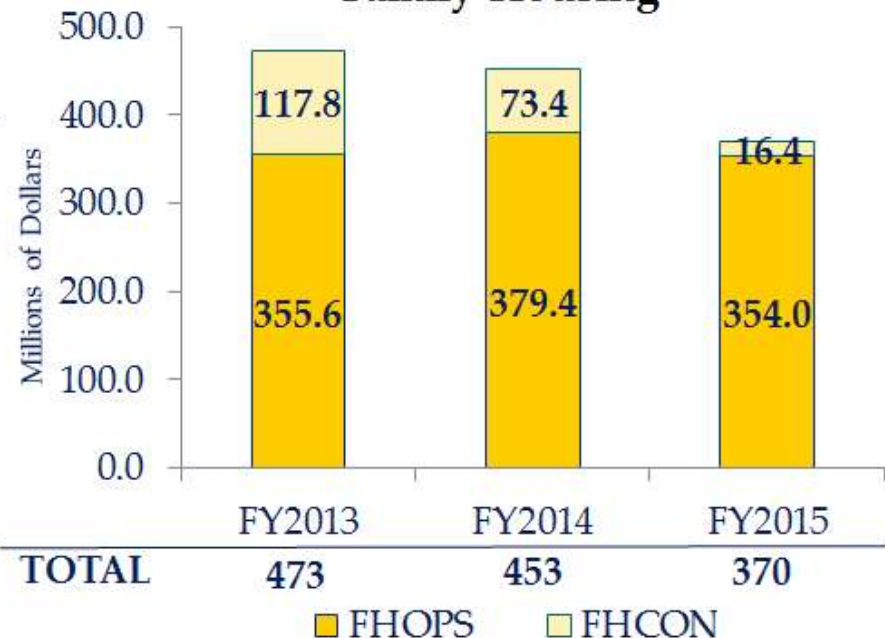


- Navy FY 2015 MILCON: Supports new systems such as F-35, P-8A, LCS, and Ohio Replacement.
- Marine Corps FY 2015 MILCON: Supports new platforms, aviation relocations, and Marine Corps Security Force Regiment consolidation.

Numbers may not add due to rounding



Family Housing



FY 2015 Opportunity, Growth, and Security Initiative

Current force - Readiness

- Aviation logistics; and Depot & Organizational-level maintenance
- Marine Corps logistics & training
- Shipyard recapitalization
- Improve T-AKE operating status

Future force – Key Modernization

- Procure P-8A, E-2D, C-40, H-1, KC-130, C-12, STUAS

Improve Facilities

- Restoration & Modernization
- Sustainment
- Military Construction
- Demolition



Our presence can deter our adversaries and reassure our allies, and it provides the critical backing needed to make diplomacy work.

Ray Mabus, Secretary of the Navy

**Fully searchable justification material available at:
<http://www.finance.hq.navy.mil/fmb/PB/BOOKS.htm>**

